

2012 Statistical Summary



SOUTHERN ADIRONDACK
LIBRARY SYSTEM

Southern Adirondack Library System
22 Whitney Place
Saratoga Springs, NY 12866

Phone: 518-584-7300
FAX: 518-587-5589
www.sals.edu



“A 2012 poll conducted for the American Library Association found that 94% of respondents agreed that public libraries play an important role in giving everyone a chance to succeed because they provide free access to materials and resources.”

SALS Plan of Service 2012-2016

The SALS Board of Trustees, working with Sandra Nelson, revised its Plan of Service. The member library staff and trustees clearly expressed the system services they needed in order to provide quality library services to their communities. The Plan was developed using data collected from the member libraries. The SALS 2012 budget was developed based upon the System Plan of Service.

The four service priorities chosen by our membership, regardless of library size and budget are:

- POLARIS
- Delivery and Interlibrary Loan
- Consulting and Continuing Education
- Technology

In June of 2012, member library staff and trustees were asked to complete a system use and satisfaction survey. The survey will help us measure, evaluate and allocate system resources for FY 2013.

SALS will be most effective when it focuses its resources on meeting its memberships' most important needs.

I want to thank the SALS Board of Trustees, the SALS staff, and the membership for helping us define and improve our services to our community.

—Sara Dallas, Director

TABLE OF CONTENTS

Taking Stock

Statistical Benchmarks & Book Prices	4
2012 Trustee Awards	5
2012 Program Awards	6
Regulation 90.2: NYS Minimum Standards	7
Regulation 90.8: Library Director	7
Types of Libraries	8
Local Votes How to	9

Operations

2011/2012 Circulation Data	10
Type/Area Chartered to serve	
2000 census pop. of chartered area	
2011/2012 circulation +/-	
2011/2012 circulation per capita +/- %	
Cataloged Holdings	11
Adult & YA Print Materials—% of holdings	
Juvenile Print Materials—% of holdings	
Non Print/AV—% of holdings	
Other Print & Electronic—% of holdings	
Total Holdings	
2012 Holdings per capita	
Interlibrary Loan Resource Sharing	12
Deliveries per Week 2011/2012	
2012 Borrowed Loaned Total Activity	
2011 Total Activity	
Total Activity change +/- % Change	

Library Operations	13
Library Visits Visits per capita	
Programs Held Program Attendance	
Hours Open/Week	
Square Feet	
Year of Last Major Renovation/Addition	
In House Use of Public PCs	
Staff FTE	
FTE Hours/Week	

Finances

Local Public Funds	14
Local Funding from Chartered Area	
Chartered Local Funds per capita	
Other Local Funding	
County Aid	
Local Public Funds—Total \$ per capita	
Operating Fund Receipts	15
Total Local Public Funds	
System Cash Grants	
Other State & Federal Aid	
Other	
Operating Fund Receipts	
Total Receipts per capita	
Operating Fund Expenditures	16
Salaries & Benefits—% of Total	
Library Materials—% of Total \$ per capita	
Capital Expense	
Building Expense	
Misc. & Other	
Contracts with Libraries/Systems	
All Other Expenses—%	
Total Expenditures \$ per capita	

SALS Services

Consulting and Continuing Ed. New eBook Patrons	17
Technology	18
Explanation of SALS Grants	19
SALS Treasurer's Report Distribution of Subsidies to Members	20
Central Library Report	21
About Libraries Today	22
Staff & Trustees	23

The statistics in this booklet were supplied by Member Libraries in their 2012 Annual Reports.

Averages	National	New York State ³	SALS Members	Your Library
Circulation per capita	10.32 ⁴	10.08	12.34	(p.10)
Library materials holdings per capita	—	10.54	5.31	(p. 11)
Per capita support (income) local public funding	\$44.59 ¹	\$51.96	\$50.20	(p. 14)
Per capita operating expenses	—	\$60.81	\$51.40	(p. 16)
Per capita expenses for library materials	\$5.09 ¹	\$6.24	\$5.19	(p. 16)
Budget distribution	64.3% for paid staff; 10.2% for materials ¹	62% for paid staff; 12% for materials	65.9% for paid staff; 10.1% for library materials	(p. 16)
Salaries	\$44,565 ² (Average starting salary for a new MLS in a public library)	NYLA suggests that the starting salary for library staff be comparable to people with similar education and responsibilities working in the same community.		

¹Library Journal, January 2013 – 2012 data

²Library Journal, October, 2012 – 2011 data

³2011 Annual Report for Public and Association Libraries and the 2011 Annual Report for Public Library Systems

⁴Public Library Data Service 2012 Statistical Report: Characteristics and Trends

Average Book Prices 2012	
School Library Journal, June 2013	
Adult Fiction	
Hardcover.....	\$26.51
Trade Paperback.....	\$15.63
Adult Nonfiction	
Hardcover.....	\$27.78
Trade paperback.....	\$20.17
Mass Market Paperback.....	..\$7.62

Library Trustees of the Year

2012 Awards, Presented on May 20, 2013 by the Southern
Adirondack Library System at its 55th Annual Meeting

Honoring Outstanding Service to a Member Library

- 2012 Cheryl Gold, Saratoga Springs Public Library
Larry Carr, Town of Johnsburg Library
- 2011 Arlene Rhodes, Galway Public Library
Sandi Payne, Stony Creek Free Library
- 2010 Hal Heusner, Bolton Free Library
- 2009 Sandra Debus, Round Lake Library
Michael Marchese, Waterford Public Library
- 2008 Richard "Dick" Merrill, Crandall Public Library
Thomas Mellon, Stillwater Free Library
- 2007 Cynthia Fosberry, Hadley-Luzerne Public Library
Joseph E. Mastrianni, Bolton Free Library
- 2006 No award
- 2005 Christene Thurston, Clifton Park-Halfmoon Public Library
Robert Bartholomew, Town of Chester Public Library
- 2004 Claire Haizlip, Stillwater Free Library
Ken Bollerud, Saratoga Springs Public Library
- 2003 Bill Boyd, Greenwich Free Library
George Sengenberger, Town of Lake Pleasant Public Library

Library Programs of the Year

2012 Awards, Presented on May 20, 2013 by the Southern Adirondack Library System at its 55th Annual Meeting

Saratoga Springs Public Library for *Sensory Story Time* and *The Sunday Club*: “Sensory Story Time” and “The Sunday Club” are programs that form an important part of the library’s overall array of programs and services for young people on the autism spectrum and their families. “Sensory Story Time” is geared to young children with sensory integration issues and those on the autism spectrum who might have trouble sitting through the other story times. “Sensory Story Times” are highly structured and interactive and make use of multiple senses. “The Sunday Club” is an informal information club for teens on the autism spectrum, who get together to play board games and socialize. These two programs complement parenting programs offered by the library for parents and caregivers of young children with autism spectrum disorders.

Town of Ballston Community Library for *Home Delivery Book Program*: The Town of Ballston Community Library, in partnership with the Saratoga County Office for Aging and the Town of Ballston, offers a home delivery book program. When a patron expresses interest in the program, the patron is contacted, and a bag of books is delivered to Town Hall. Through the Saratoga County Home Delivery Meals Programs, homebound people residing in Ballston and Charlton receive books with their meals. Library staff bring the books weekly to Town Hall and pick up the books already read. Recent studies found that reading fiction gives people the same sense of well-being and belonging that they get from actually socializing. By providing books to the homebound The Town of Ballston Community Library helps to fill this very important need.

Previous winners

- 2011 Clifton Park-Halfmoon Public Library for *Senior Expo*
Stony Creek Free Library for *The Dirty Dozen Garden Club*
- 2010 Saratoga Springs Public Library for *Video Game Design Lab for Teens*
Town of Ballston Community Library for *Camp Half Blood Overnight Event*
- 2009 Crandall Public Library for *The Reduced Shakespeare Company—Even Further Abridged*
Galway Public Library for *Story Sculptures*
- 2008 Mechanicville Public Library for *Mechanicville Loser’s Challenge*
Corinth Free Library for *Living on the Edge*
- 2007 Greenwich Free Library for *Only the Message Mattered*
Saratoga Springs Public Library for *Strengthening Families*
- 2006 Easton Library for *Irish Voices*
Long Lake Library for *Vintage Aprons Exhibit*
- 2005 Galway Public Library for *Story Quilt*
Town of Chester Public Library for *History Alive*
- 2004 Easton Library for *Honor the Ladies*
Crandall Public Library for *Robert Sabuda, Pop-Up Artist*
- 2003 Easton Library for *Easton Reads*
Greenwich Free Library for *Black History Weekend*

TAKING STOCK: Minimum Standards

Regulations of the Commissioner of Education

Regulation 90.2: Standards for Registration of Public, Free Association and Indian Libraries

(a) A public, free association or Indian library will be registered if it meets the following standards satisfactory to the commissioner:

- (1) is governed by written bylaws which outline the responsibilities and procedures of the library board of trustees;
- (2) has a board-approved, written long-range plan of service;
- (3) presents an annual report to the community on the library's progress in meeting its goals and objectives;
- (4) has board-approved written policies for the operation of the library;
- (5) presents annually to appropriate funding agencies a written budget which would enable the library to meet or exceed these standards and to carry out its long-range plan of service;
- (6) periodically evaluates the effectiveness of the library's collection and services in meeting community needs;
- (7) is open the following scheduled hours (*see chart*)
- (8) maintains a facility to meet community needs, including adequate space, lighting, shelving, seating, and restroom;
- (9) has a telephone, photocopier, microcomputer, printer, telefacsimile machine and other equipment necessary to facilitate access to information;
- (10) distributes printed information listing the library's hours open, borrowing rules, services, location and phone number.
- (11) employs a paid director in accordance with the provisions of Section 90.8 of this Part (*see chart*)

(b) Any public, free association or Indian library registered by the department at the time this section takes effect shall be required to meet the standards for registration in subdivision (a) of this section on the following schedule:

(1) meet the standards of paragraphs (1) through (5) and (10) of subdivision (a) of this section on or before January 1, 1995.

(2) meet the standards of paragraph (6) of subdivision (a) of this section on or before January 1, 1997.

(3) meet the standards of paragraphs (7), (8), (9) and (11) of subdivision (a) of this section on or before January 1, 1999.

(c) **Variances.** If circumstances over which any public, free association or Indian library has no control prevent it from meeting one or more of the standards of service set forward in subdivision (a) of this section, such library may apply for a variance for such standard(s). The application for such variance shall be submitted for such library by the public library system of which such library is a member, in a form prescribed by the commissioner. No variance granted pursuant to this subdivision shall be deemed to relieve a public, free association or Indian library of any obligation imposed by any other provision of federal or state law.

Regulation 90.2: Scheduled Hours

Regulation 90.8: Standards for Library Director

Population	Minimum weekly hours open	Library Director
Up to 500	12	
500-2,499	20	
2,500-4,999	25	2 years/Associate degree
5,000,7,499	35	4 years/BA degree
7,500 –14,999	35	MLS/Professional Certificate or Certificate of Qualification
15,000-24,999	40	
25,000-99,999	55	
100,000 and above	60	

	ASSOCIATION LIBRARIES	PUBLIC LIBRARIES		
		Municipal Public Library	School District Public Library	Special District Public Library
HOW ESTABLISHED	By vote of association members or as trustees operating under a will or deed of trust.	By vote of county, city, town or village board; or by petition and referendum.	By vote of school district voters.	By special act of State legislature and vote of special district voters.*
CHARTER	Regents incorporate by charter.	Regents incorporate by charter.	Regents incorporate by charter.	Regents incorporate by charter.
REGISTRATION	Education Department registers. Must meet minimum standards in order to receive public funds.	Education Department registers. Must meet minimum standards in order to receive public funds.	Education Department registers. Must meet minimum standards in order to receive public funds.	Education Department registers. Must meet minimum standards in order to receive public funds.
TAX FUNDS	May receive appropriation from units of government. Also tax levy by vote of municipal or school district voters. Library should sign contract with appropriating unit. May petition municipal and/or school district tax payers for funds.	Budget approved by county, city, town, or village board. Also tax levy by vote of municipal or school district voters. May petition municipal and/or school district tax payers for funds.	Budget approved by school district voters. May also petition for a tax levy from municipalities.	Budget approved by district voters. May also petition for a tax levy from municipalities, unless enactment legislation specifies otherwise.
BONDING AUTHORITY	Not permitted. Requires a special act of legislation through Dormitory Authority of the State of New York (DASNY)	Municipal government may bond if it owns the library building	School district may bond if it owns the library building	A municipality may bond on behalf of district if legislation allows.*
BOARD OF TRUSTEES	Number: 5-25. Elected by association members. Term of office: set by charter. Responsible to association membership and to Regents. Residential requirements may be established in bylaws.	Number: 5-15. Approved by municipal governing board; term of office: three or five years if established after 1921.** Responsible to municipal government, public, and Regents. Must be residents of municipality (except village library).	Number: 5-15. Elected by school district voters. Term of office: three or five years (if established after 1921).** Responsible to school district voters and Regents. Must be residents of school district.	Number: determined by enabling legislation. Elected by residents of special district. Term of office: five years or as defined by legislation. Responsible to special district voters and Regents. Residency requirements determined by enabling legislation.
COMMUNITY INVOLVEMENT	Public can join association and may vote for trustees.	Public "owns" library; votes for elected officials who are sympathetic to library needs.	Public "owns" library and votes directly for trustees and budget.	Public "owns" library and votes directly for trustees and budget.
RETIREMENT BENEFITS	May purchase retirement benefits from private vendor. Some may be in State Retirement System if specified in statute.	State Retirement System benefits through municipality.	State Retirement System benefits through school district or independently.	State Retirement System benefits if library district opts to participate.
CIVIL SERVICE	Employees not covered by Civil Service.	Employees subject to Civil Service Law.	Employees subject to Civil Service Law.	Employees subject to Civil Service Law.

* Special library districts are created by act of the New York State Legislature. Each one is different and reflects the particular needs and situation of that district. There is no comprehensive legal definition of a special library district.

** Became effective January 1, 1999.

Stable, sufficient funding provides the security for a library’s operating budget.

Library	Budget Vote Held By	Budget Vote Type	Voters live in	Budget Vote \$ Amount	Date Held
Argyle Free Library	Argyle Central School District	School District	School District	\$ 29,400	05/15/2012
Ballston Spa Public Library	Ballston Spa Central School District	School District	School District	50,000	05/15/2012
Cambridge Public Library	Cambridge Central	Village	Village	37,850	05/15/2012
Clifton Park-Halfmoon Public Library	Clifton Park-Halfmoon Library District	Special Legislative District	Special District	3,651,139	09/15/2011
Corinth Free Library	Corinth Central School	School District	School District	56,000	05/15/2012
Cornelius Vanderbilt Whitney Long Lak	Long Lake Central School District	School District	School District	130,000	06/19/2012
Crandall Public Library	Queensbury	Town	Town	3,161,600	11/08/2011
Crandall Public Library	Moreau	Town	Town	3,161,600	11/08/2011
Crandall Public Library	Glens Falls	City	City	3,161,600	11/08/2011
Galway Public Library	Galway	School District	School District	112,600	06/05/2012
Raquette Lake Free Library	Raquette Lake Union Free School	School District	School District	10,000	05/15/2012
Woman's Round Lake Improvement So	Town of Malta	Town	Town	291,000	11/08/2011
Saratoga Springs Public Library	Saratoga Springs City School District	School District	School District	5,105,000	04/12/2012
Stillwater Free Library	Stillwater	Town	Town	127,360	11/04/2003
Stony Creek Free Library	Hadley-Luzerne	School District	School District	6,500	05/13/2012
Waterford Public Library	Waterford Halfmoon Union Free School District	School District	School District	246,608	06/06/2012
Whitehall Free Library	Whitehall Central School	School District	School District	15,000	05/15/2012

Resources - How to go about it in *Creating Public Library Districts in New York State, a "how-to" guide.*

Developed by Panz Library Consulting, under a contract with New York State Library Development.

<http://www.nysl.nysed.gov/libdev/libs/pldtools/index.html>

OPERATIONS: Comparative Circulation Data

Library	Type/Area Chartered to Serve	2010 Census Population	Circulation			Circulation per capita		2012/2011 + or - %
			2011	2012	+ or -	2011	2012	
Hamilton County								
Indian Lake Public Library, Town of	Public Town	1,352	18,986	18,602	(384)	14.04	13.76	-2.02%
Inlet Public Library, Town of	Public Town	333	4,496	3,666	(830)	13.50	11.01	-18.46%
Lake Pleasant Public Library, Town of	Public Town	781	18,566	16,541	(2,025)	23.77	21.18	-10.91%
Cornelius V. Whitney Long Lake Public Library	PSD	597	17,047	15,677	(1,370)	28.55	26.26	-8.04%
Raquette Lake Free Library	Association School District	114	8,471	7,959	(512)	74.31	69.82	-6.04%
Total Hamilton County		3,177	67,566	62,445	(5,121)	21.27	19.66	
Saratoga County								
Ballston Spa Public Library	Public Village	5,409	75,982	79,620	3,638	14.05	14.72	4.79%
Burnt Hills/Ballston Community Public Library	Public Town	8,638	148,491	150,671	2,180	17.19	17.44	1.47%
Clifton Park-Halfmoon Public Library	PSLD	56,138	813,337	902,865	89,528	14.49	16.08	11.01%
Corinth Free Library	Association Town	6,531	24,879	24,612	(267)	3.81	3.77	-1.07%
Galway Public Library	PSD	7,029	29,155	31,715	2,560	4.15	4.51	8.78%
Mechanicville District Public Library	PSD	9,536	80,841	75,805	(5,036)	8.48	7.95	-6.23%
Round Lake/WRLIS Library/Malta Branch	Association Town	14,765	102,134	106,203	4,069	6.92	7.19	3.98%
Saratoga Springs Public Library	PSD	49,070	873,451	959,513	86,062	17.80	19.55	9.85%
Schuylerville Public Library	Public Village	1,386	25,775	32,072	6,297	18.60	23.14	24.43%
Stillwater Free Library	Association Other	6,830	29,531	27,252	(2,279)	4.32	3.99	-7.72%
Waterford Public Library	PSD	5,784	58,267	52,405	(5,862)	10.07	9.06	-10.06%
Total Saratoga County		171,116	2,261,843	2,442,733	180,890	13.22	14.28	
Warren County								
Bolton Free Library	Association Town	2,326	21,816	22,193	377	9.38	9.54	1.73%
Brant Lake/Horicon Free Public Library	Public Town	1,389	5,965	5,673	(292)	4.29	4.08	-4.90%
Chester Public Library, Town of	Public Town	3,355	34,297	31,939	(2,358)	10.22	9.52	-6.88%
Glens Falls/Crandall Public Library	PSLD	57,329	798,326	807,049	8,723	13.93	14.08	1.09%
Johnsburg Library, Town of	Public Town	2,395	36,199	34,077	(2,122)	15.11	14.23	-5.86%
Lake George/Caldwell-Lake George Library	Association Town	3,515	10,948	10,580	(368)	3.11	3.01	-3.36%
Luzerne/Hadley-Luzerne Public Library	Public Town	5,395	22,082	19,716	(2,366)	4.09	3.65	-10.71%
Stony Creek Free Library	Association Town	767	5,398	6,049	651	7.04	7.89	12.06%
Warensburg/Richards Library	Association Other	5,313	11,945	12,150	205	2.25	2.29	1.72%
Total Warren County		81,784	946,976	949,426	2,450	11.58	11.61	
Washington County								
Argyle Free Library	Association Town	3,782	17,787	15,810	(1,977)	4.70	4.18	-11.11%
Cambridge Public Library	Public Village	1,870	33,320	32,674	(646)	17.82	17.47	-1.94%
Easton Library	Association Town	2,336	9,311	8,522	(789)	3.99	3.65	-8.47%
Fort Edward Free Library	Association Village	3,375	4,394	5,603	1,209	1.30	1.66	27.51%
Granville/Pember Library & Museum	Public Village	2,543	33,584	33,413	(171)	13.21	13.14	-0.51%
Greenwich Free Library	Association Town	4,942	40,517	40,471	(46)	8.20	8.19	-0.11%
Hudson Falls Free Library	Association School District	15,389	35,866	30,703	(5,163)	2.33	2.00	-14.40%
Salem/Bancroft Public Library	Public Village	946	20,475	20,698	223	21.64	21.88	1.09%
Whitehall Free Library	Association School District	4,939	12,276	11,361	(915)	2.49	2.30	-7.45%
Total Washington County		40,122	207,530	199,255	(8,275)	5.17	4.97	
Grand Total Member Libraries		296,199	3,483,915	3,653,859	169,944	11.76	12.34	4.88%
SALS Population Chartered to Serve for Unserved Localities		57,167	PSLD - Public Special Legislative District			PSD - Public School District		
SALS Population Chartered to Serve		353,366						

OPERATIONS: Cataloged Holdings

	Adult & YA Print Materials	% of total holdings	Juvenile Print Materials	% of total holdings	Non-Print AV & Electronic Holdings	% of total holdings	Other Print	% of total holdings	Total	2012 Holdings per capita
Hamilton County										
Indian Lake Public Library, Town of	17,658	52%	8,529	25%	7,514	22%	554	2%	34,255	25.34
Inlet Public Library, Town of	5,050	34%	4,201	28%	5,558	37%	123	1%	14,932	44.84
Lake Pleasant Public Library, Town of	8,607	43%	5,120	26%	6,343	32%	2	0%	20,072	25.70
Cornelius V. Whitney Long Lake Public Library	7,728	44%	3,604	20%	6,247	35%	177	1%	17,756	29.74
Raquette Lake Free Library	6,855	38%	4,434	24%	6,005	33%	889	5%	18,183	159.50
Total Hamilton County	45,898	44%	25,888	25%	31,667	30%	1,745	2%	105,198	33.11
Saratoga County										
Ballston Spa Public Library	20,892	50%	11,113	27%	8,634	21%	841	2%	41,480	7.67
Burnt Hills/Ballston Community Public Library	36,773	53%	21,253	31%	11,330	16%	220	0%	69,576	8.05
Clifton Park-Halfmoon Public Library	100,132	54%	59,776	32%	25,907	14%	931	0%	186,746	3.33
Corinth Free Library	11,781	46%	5,875	23%	5,549	22%	2,327	9%	25,532	3.91
Galway Public Library	15,416	48%	11,118	35%	5,094	16%	563	2%	32,191	4.58
Mechanicville District Public Library	16,180	47%	9,429	27%	8,509	25%	415	1%	34,533	3.62
Round Lake/WRLIS Library/Malta Branch	17,032	39%	14,338	32%	12,773	29%	73	0%	44,216	2.99
Saratoga Springs Public Library	117,406	51%	66,342	29%	36,076	16%	8,736	4%	228,560	4.66
Schuylerville Public Library	9,044	45%	5,909	30%	4,365	22%	559	3%	19,877	14.34
Stillwater Free Library	8,808	39%	7,409	33%	6,271	28%	119	1%	22,607	3.31
Waterford Public Library	10,488	41%	8,444	33%	6,627	26%	113	0%	25,672	4.44
Total Saratoga County	363,952	50%	221,006	30%	131,135	18%	14,897	2%	730,990	4.27
Warren County										
Bolton Free Library	8,314	41%	4,483	22%	5,749	29%	1,526	8%	20,072	8.63
Brant Lake/Horicon Free Public Library	7,907	45%	4,089	23%	5,129	29%	526	3%	17,651	12.71
Chester Public Library, Town of	11,719	39%	8,890	30%	8,596	29%	717	2%	29,922	8.92
Glens Falls/Crandall Public Library	118,233	36%	49,077	15%	155,331	47%	8,696	3%	331,337	5.78
Johnsburg Library, Town of	15,697	49%	5,766	18%	8,765	27%	1,774	6%	32,002	13.36
Lake George/Caldwell-Lake George Library	9,375	50%	3,793	20%	4,843	26%	673	4%	18,684	5.32
Luzerne/Hadley-Luzerne Public Library	12,167	50%	5,046	21%	6,394	26%	712	3%	24,319	4.51
Stony Creek Free Library	5,406	39%	2,579	19%	5,775	42%	7	0%	13,767	17.95
Warrensburg/Richards Library	12,041	50%	6,895	29%	5,025	21%	221	1%	24,182	4.55
Total Warren County	200,859	39%	90,618	18%	205,607	40%	14,852	3%	511,936	6.26
Washington County										
Argyle Free Library	7,174	44%	4,025	19%	5,077	24%	13	0%	16,289	4.31
Cambridge Public Library	6,077	29%	3,422	16%	6,012	29%	5,285	25%	20,796	11.12
Easton Library	7,988	39%	5,768	28%	6,280	31%	368	2%	20,404	8.73
Fort Edward Free Library	9,206	43%	4,661	22%	4,983	23%	2,485	12%	21,335	6.32
Granville/Pember Library & Museum	11,735	51%	5,829	26%	4,499	20%	750	3%	22,813	8.97
Greenwich Free Library	20,610	54%	9,506	25%	7,416	19%	885	2%	38,417	7.77
Hudson Falls Free Library	20,803	50%	12,749	30%	6,422	15%	1,990	5%	41,964	2.73
Salem/Bancroft Public Library	11,291	49%	5,768	25%	5,795	25%	12	0%	22,866	24.17
Whitehall Free Library	6,065	33%	6,227	34%	5,608	30%	492	3%	18,392	3.72
Total Washington County	100,949	45%	57,955	26%	52,092	23%	12,280	5%	223,276	5.56
Grand Total	711,658	45%	395,467	25%	420,501	27%	43,774	3%	1,571,400	5.31

OPERATIONS: Interlibrary Loan Resource Sharing

Library	Dec. 2011	Dec. 2012	2012				2011	Total Activity	
	Deliveries per Week	Deliveries per Week	Borrowed	Loaned	Borrow more than loan	Total Activity	Total Activity	Change + or -	% Change
Hamilton County									
Indian Lake Public Library, Town of	3	3	1,323	2,843	(1,520)	4,166	3,679	487	13.2%
Inlet Public Library, Town of	3	3	321	1,753	(1,432)	2,074	1,830	244	13.3%
Lake Pleasant Public Library, Town of	3	3	2,733	3,485	(752)	6,218	6,227	(9)	-0.1%
Cornelius V. Whitney Long Lake Public Library	3	3	1,981	2,857	(876)	4,838	5,181	(343)	-6.6%
Raquette Lake Free Library	3	3	413	3,847	(3,434)	4,260	3,673	587	16.0%
Total Hamilton County	15	15	6,771	14,785		21,556	20,590	966	4.7%
Saratoga County									
Ballston Spa Public Library	5	5	12,043	4,979	7,064	17,022	16,788	234	1.4%
Burnt Hills/Ballston Community Public Library	5	5	12,530	15,807	(3,277)	28,337	29,647	(1,310)	-4.4%
Clifton Park-Halfmoon Public Library	5	5	47,730	24,671	23,059	72,401	70,535	1,866	2.6%
Corinth Free Library	4	4	3,934	3,980	(46)	7,914	8,339	(425)	-5.1%
Galway Public Library	3	3	3,962	3,555	407	7,517	7,168	349	4.9%
Mechanicville District Public Library	5	5	6,735	2,867	3,868	9,602	8,823	779	8.8%
Round Lake/WRLIS Library/Malta Branch	10	10	11,628	7,078	4,550	18,706	18,751	(45)	-0.2%
Saratoga Springs Public Library	5	5	38,023	43,131	(5,108)	81,154	80,761	393	0.5%
Schuylerville Public Library	5	5	5,109	4,513	596	9,622	8,650	972	11.2%
Stillwater Free Library	4	4	2,805	6,045	(3,240)	8,850	6,997	1,853	26.5%
Waterford Public Library	5	5	2,881	2,752	129	5,633	7,317	(1,684)	-23.0%
Total Saratoga County	56	56	147,380	119,378		266,758	263,776	2,982	1.1%
Warren County									
Bolton Free Library	3	3	1,963	3,734	(1,771)	5,697	5,497	200	3.6%
Brant Lake/Horicon Free Public Library	3	3	723	1,685	(962)	2,408	2,624	(216)	-8.2%
Chester Public Library, Town of	3	3	3,666	5,684	(2,018)	9,350	9,744	(394)	-4.0%
Glens Falls/Crandall Public Library	5	5	36,382	39,570	(3,188)	75,952	78,894	(2,942)	-3.7%
Johnsburg Library, Town of	3	3	3,803	5,072	(1,269)	8,875	9,478	(603)	-6.4%
Lake George/Caldwell-Lake George Library	3	3	2,407	2,053	354	4,460	4,644	(184)	-4.0%
Luzerne/Hadley-Luzerne Public Library	5	5	2,724	2,601	123	5,325	5,762	(437)	-7.6%
Stony Creek Free Library	2	2	364	2,304	(1,940)	2,668	3,187	(519)	-16.3%
Warrensburg/Richards Library	3	3	2,424	2,771	(347)	5,195	4,874	321	6.6%
Total Warren County	30	30	54,456	65,474		119,930	124,704	(4,774)	-3.8%
Washington County									
Argyle Free Library	5	5	2,777	1,933	844	4,710	4,698	12	0.3%
Cambridge Public Library	5	5	4,978	645	4,333	5,623	5,969	(346)	-5.8%
Easton Library	5	5	987	1,504	(517)	2,491	2,492	(1)	0.0%
Fort Edward Free Library	5	5	426	788	(362)	1,214	1,101	113	10.3%
Granville/Pember Library & Museum	5	5	5,650	3,818	1,832	9,468	9,325	143	1.5%
Greenwich Free Library	5	5	6,189	3,914	2,275	10,103	10,071	32	0.3%
Hudson Falls Free Library	5	5	2,721	3,349	(628)	6,070	6,853	(783)	-11.4%
Salem/Bancroft Public Library	5	5	3,515	3,118	397	6,633	6,984	(351)	-5.0%
Whitehall Free Library	5	5	2,248	1,115	1,133	3,363	3,784	(421)	-11.1%
Total Washington County	45	45	29,491	20,184		49,675	51,277	(1,602)	-3.1%
Grand Total	146	146	238,098	219,821		457,919	460,347	(2,428)	-0.5%

OPERATIONS: Library Operations

Library	Library Visits	Library Visits per capita	Programs Held	Program Attend.	Registered Borrowers	Hours Open/ week	SQ.FT.	Year of Last Major Renovation/ Addition	In-Library Uses of Public PC's	Staff FTE	FTE Hours/ Week
Hamilton County											
Indian Lake Public Library, Town of	27,530	20.36	77	838	1,473	24	3,750	2002	9,883	3.1	24.00
Inlet Public Library, Town of	10,386	31.19	30	714	920	14	1,500	N/A	5,721	1.3	14.00
Lake Pleasant Public Library, Town of	11,298	14.47	50	807	1,727	27	1,164	N/A	2,190	1.7	35.00
Cornelius V. Whitney Long Lake Public Library	18,015	30.18	51	606	1,381	24	3,130	2012	3,742	2.9	35.00
Raquette Lake Free Library	5,340	46.84	21	659	779	19	1,364	2009	550	1.5	19.00
Total Hamilton County	72,569	22.84	229	3,624	6,280				22,086	10.4	
Saratoga County											
Ballston Spa Public Library	57,572	10.64	138	2,534	5,719	43	6,660	2008	4,845	3.60	40.0
Burnt Hills/Ballston Community Public Library	114,500	13.26	559	10,363	6,640	51	11,000	N/A	7,100	11.00	35.0
Clifton Park-Halfmoon Public Library	488,812	8.71	1,083	28,782	44,902	70	55,000	2006	67,964	45.70	35.0
Corinth Free Library	18,148	2.78	153	1,458	2,741	35	3,434	1988	2,221	2.00	35.0
Galway Public Library	19,789	2.82	490	1,736	2,168	35	1,800	N/A	3,170	2.22	35.0
Mechanicville District Public Library	96,784	10.15	103	2,944	5,810	43	5,336	N/A	20,237	6.00	35.0
Round Lake/WRLIS Library/Malta Branch	82,953	5.62	423	3,004	2,973	108	2,000/5,300	2010/2009	9,103	5.60	40.0
Saratoga Springs Public Library	625,256	12.74	1,398	26,725	48,910	70	58,000	1995	78,435	55.37	35.0
Schuylerville Public Library	19,718	14.23	165	2,400	1,958	34	3,120	N/A	4,358	1.80	34.0
Stillwater Free Library	18,487	2.71	152	1,850	1,693	45	2,650	2008	2,354	2.59	35.0
Waterford Public Library	35,816	6.19	89	1,061	3,937	57	3,000	2012	3,710	4.66	35.0
Total Saratoga County	1,577,835	9.22	4,753	82,857	127,451				203,497	140.5	
Warren County											
Bolton Free Library	36,125	15.53	158	2,650	2,633	40	3,600	2001	16,000	3.00	40.0
Brant Lake/Horicon Free Public Library	2,719	1.96	26	1,088	655	20	1,800	N/A	599	1.10	20.0
Chester Public Library, Town of	17,570	5.24	118	1,729	2,154	31	3,500	2001	3,387	1.80	40.0
Glens Falls/Crandall Public Library	444,020	7.75	1,366	39,133	50,872	65	52,500	2008	72,319	45.32	35.0
Johnsburg Library, Town of	33,560	14.01	69	803	1,992	24	4,000	1999	5,700	1.80	32.0
Lake George/Caldwell-Lake George Library	9,440	2.69	65	567	1,104	41	2,105	1971	1,444	2.30	34.0
Luzerne/Hadley-Luzerne Public Library	16,950	3.14	121	1,740	1,861	39	4,000	1999	4,086	2.22	32.0
Stony Creek Free Library	3,963	5.17	57	871	348	20	1,680	1994	956	1.50	20.0
Warrensburg/Richards Library	11,187	2.11	38	4,594	1,836	37	4,530	1974	9,024	2.03	37.0
Total Warren County	575,534	7.04	2,018	53,175	63,455				113,515	61.1	
Washington County											
Argyle Free Library	7,572	2.00	7	65	959	25	2,185	2011	2,308	1.18	25.0
Cambridge Public Library	79,508	42.52	102	1,209	2,552	23	4,032	1986	42,750	2.68	40.0
Easton Library	4,472	1.91	54	1,730	468	20	3,100	1993	596	0.77	40.0
Fort Edward Free Library	4,165	1.23	22	349	548	29	3,600	1996	296	1.89	29.0
Granville/Pember Library & Museum	25,948	10.20	93	2,043	4,084	29	3,000	2004	3,456	2.00	35.0
Greenwich Free Library	36,700	7.43	138	2,853	3,150	47	5,540	2003	8,211	2.39	35.0
Hudson Falls Free Library	52,348	3.40	169	3,824	2,698	35	3,850	2006	11,531	2.40	35.0
Salem/Bancroft Public Library	13,500	14.27	95	880	1,514	25	1,776	1976	3,494	1.75	39.0
Whitehall Free Library	8,500	1.72	20	238	1,503	25	3,488	N/A	1,750	1.30	25.0
Total Washington County	232,713	5.80	700	13,191	17,476				74,392	16.4	
Grand Total	2,458,651	8.30	7,700	152,847	214,662				413,490	228.4	

Library	Type/Area Chartered to Serve	2010 Census Population Chartered to Serve	Local Funding from Chartered Service Area				Other Local Funding				County Aid	Local Public Funds	
			Town, City or Special	Village	School	Chartered Local Per Capita	Town or City	Village	School	Other		Total	Per capita
Hamilton County													
Indian Lake Public Library, Town of	Public Town	1,352	120,010			88.76					2,921	122,931	90.93
Inlet Public Library, Town of	Public Town	333	12,779			38.38			2,000		1,200	15,979	47.98
Lake Pleasant Public Library, Town of	Public Town	781	63,496			81.30					2,856	66,352	84.96
Cornelius V. Whitney Long Lake Public Library	PSD	597				130,000	217.76	7,500			2,457	139,957	234.43
Raquette Lake Free Library	Association School	114				10,000	87.72	20,000			1,200	31,200	273.68
Total Hamilton County		3,177	\$ 196,285	\$ 0	\$ 140,000	\$ 105.85	\$ 27,500	\$ 0	\$ 2,000	\$ 0	\$ 10,634	\$ 376,419	\$ 118.48
Saratoga County													
Ballston Spa Public Library	Public Village	5,409		65,457		12.10	43,250		50,000			158,707	29.34
Burnt Hills/Ballston Community Public Library	Public Town	8,638	453,393			52.49	46,000					499,393	57.81
Clifton Park-Halfmoon Public Library	PSLD	56,138	3,651,140			65.04						3,651,140	65.04
Corinth Free Library	Association Town	6,531	14,500			2.22		13,500	55,000			83,000	12.71
Galway Public Library	PSD	7,029				103,866	14.78					103,866	14.78
Mechanicville District Public Library	PSD	9,536				338,707	35.52	5,000				343,707	36.04
Round Lake/WRLIS Library/Malta Branch	Association Town	14,765	291,000				19.71				2,700	293,700	19.89
Saratoga Springs Public Library	PSD	49,070				4,919,208	100.25					4,919,208	100.25
Schuylerville Public Library	Public Village	1,386					0.00		75,000			75,000	54.11
Stillwater Free Library	Association Other	6,830	127,360				18.65					127,360	18.65
Waterford Public Library	PSD	5,784				241,934	41.83	2,000		404		244,338	42.24
Total Saratoga County		171,116	\$ 4,537,393	\$ 65,457	\$ 5,603,715	\$ 59.65	\$ 96,250	\$ 13,500	\$ 180,000	\$ 404	\$ 2,700	\$ 10,499,419	\$ 61.36
Warren County													
Bolton Free Library	Association Town	2,326	38,800				16.68				1,717	40,517	17.42
Brant Lake/Horicon Free Public Library	Public Town	1,389	21,776				15.68				1,000	22,776	16.40
Chester Public Library, Town Of	Public Town	3,355	62,770				18.71				2,698	65,468	19.51
Glens Falls/Crandall Public Library	PSLD	57,329	3,162,311				55.16				12,000	3,174,311	55.37
Johnsburg Library, Town Of	Public Town	2,395	49,877				20.83				2,848	52,725	22.01
Lake-George/Caldwell-Lake George Library	Association Town	3,515	80,585				22.93				1,000	81,585	23.21
Luzerne/Hadley-Luzerne Public Library	Public Town	5,395	41,271				7.65	18,000	14,952		1,737	75,960	14.08
Stony Creek Free Library	Association Town	767	20,500				26.73		6,500		1,000	28,000	36.51
Warrensburg/Richards Library	Association Other	5,313	25,000				4.71				1,000	26,000	4.89
Total Warren County		81,784	\$ 3,502,890	\$ 0	\$ 0	\$ 42.83	\$ 18,000	\$ 0	\$ 21,452	\$ 0	\$ 25,000	\$ 3,567,342	\$ 43.62
Washington County													
Argyle Free Library	Association Town	3,782	10,000				2.64		500	29,400		39,900	10.55
Cambridge Public Library	Public Village	1,870		25,091			13.42	4,150		37,850		67,091	35.88
Easton Library	Association Town	2,336	20,500				8.78			9,998		30,498	13.06
Fort Edward Free Library	Association Village	3,375		6,000			1.78	7,500		5,000		18,500	5.48
Granville/Pember Library & Museum	Public Village	2,543		7,500			2.95	4,200		1,500		13,200	5.19
Greenwich Free Library	Association Town	4,942	40,000				8.09		14,000	59,972		113,972	23.06
Hudson Falls Free Library	Association School	15,389				21,962	1.43	30,000	21,855			73,817	4.80
Salem/Bancroft Public Library	Public Village	946		13,500			14.27	12,000		19,500		45,000	47.57
Whitehall Free Library	Association School	4,939				15,000	3.04	8,000				23,000	4.66
Total Washington County		40,122	\$ 70,500	\$ 52,091	\$ 36,962	\$ 3.98	\$ 65,850	\$ 36,355	\$ 163,220	\$ 0	\$ 0	\$ 424,978	\$ 10.59
Grand Total		296,199	\$ 8,307,068	\$ 117,548	\$ 5,780,677	\$ 47.96	\$ 207,600	\$ 49,855	\$ 366,672	\$ 404	\$ 38,334	\$ 14,868,158	\$ 50.20

PSLD - Public Special Legislative District PSD - Public School District

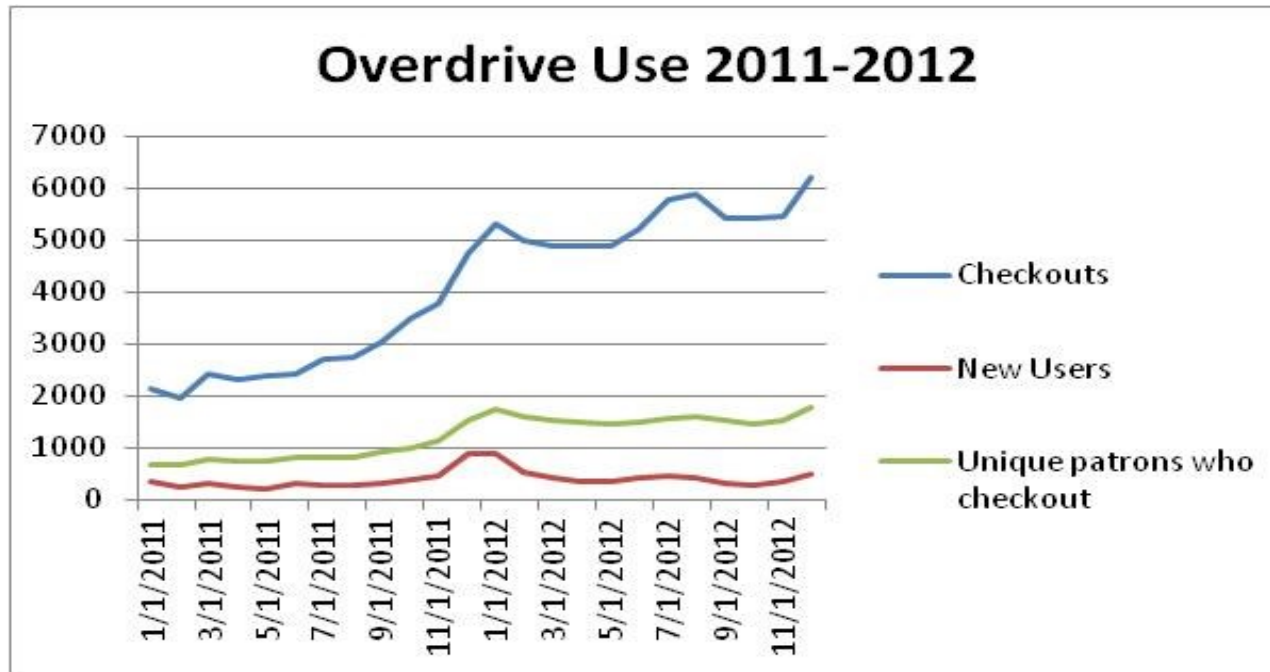
FINANCES: Operating Fund Receipts

Library	Total Local Public Funds	System Cash Grants to Member Library Designated State & Other Aid		Other State & Federal Aid	Other					Operating Fund Receipts		
		Local Library Services Aid	CLDA, Other State & Other		Gifts & Endow - ments	Fund Raising	Investment Income	Library Charges/ Fines	Other Misc.	Total	Per capita	
Hamilton County												
Indian Lake Public Library, Town of	\$ 122,931	\$ 1,199	\$ 400		\$ 1,652		\$ 27	\$ 470	\$ 310	\$ 126,989	\$ 93.93	
Inlet Public Library, Town of	15,979	1,199			3,597	5,498		312	6,590	33,175	99.62	
Lake Pleasant Public Library, Town of	66,352	1,199			681		32	2,036		70,300	90.01	
Cornelius V. Whitney Long Lake Public Library	139,957	1,174	194	15,211	5,174	5,913		1,737		169,360	283.69	
Raquette Lake Free Library	31,200	1,199			15,422	2,845	188	188	379	51,421	451.06	
Total Hamilton County	\$ 376,419	\$ 5,970	\$ 594	\$ 15,211	\$ 26,526	\$ 14,256	\$ 247	\$ 4,743	\$ 7,279	\$ 451,245	\$ 142.03	
Saratoga County												
Ballston Spa Public Library	\$ 158,707	\$ 1,341	\$ 502		\$ 1,368	\$ 1,558	\$ 397	\$ 7,131		\$ 171,004	\$ 31.61	
Burnt Hills/Ballston Community Public Library	499,393	2,142	8,002	534			207	18,089		528,367	61.17	
Clifton Park-Halfmoon Public Library	3,651,140	13,915	5,502	6,132	7,448		8,466	112,968	3,600	3,809,171	67.85	
Corinth Free Library	83,000	1,619	5,502		130,611	1,370	1,627	2,443	552	226,724	34.72	
Galway Public Library	103,866	1,639	302		20,666		702	3,946	6,194	137,315	19.54	
Mechanicville District Public Library	343,707	2,348			9,931		240	6,433	10,726	373,385	39.16	
Round Lake/WRLIS Library/Malta Branch	293,700	3,660	492		23,298	6,774	96	10,035	5,820	343,875	23.29	
Saratoga Springs Public Library	4,919,208	12,163	9,502	219,603	113,856		3,799	109,393	61,662	5,449,186	111.05	
Schuylerville Public Library	75,000	1,174	193		144	438	37	3,085		80,071	57.77	
Stillwater Free Library	127,360	1,693	5,502		3,233	9,106	293	4,188	655	152,030	22.26	
Waterford Public Library	244,338	1,688	6,170	24,042	950		113	10,384	1,309	288,994	49.96	
Total Saratoga County	\$ 10,499,419	\$ 43,382	\$ 41,669	\$ 250,311	\$ 311,505	\$ 19,246	\$ 15,977	\$ 288,095	\$ 90,518	\$ 11,560,122	\$ 67.56	
Warren County												
Bolton Free Library	\$ 40,517	\$ 1,199	\$ 400		\$ 24,701	\$ 7,816	\$ 47	\$ 1,401	\$ 1,296	\$ 77,377	\$ 33.27	
Brant Lake/Horicon Free Public Library	22,776	1,199	400		303	0	46	397	176	25,297	18.21	
Chester Public Library, Town of	65,468	1,199	400		13,203	0	90	3,329	0	83,689	24.94	
Glens Falls/Crandall Public Library	3,174,311	14,210	91,486	166,150	278,013	47,380	48,223	123,416	18,654	3,961,843	69.11	
Johnsburg Library, Town of	52,725	1,199	400		12,168	0	23	4,098	1	70,614	29.48	
Lake George/Caldwell-Lake George Library	81,585	1,199	400		2,998	6,474	153	1,778	790	95,377	27.13	
Luzerne/Hadley-Luzerne Public Library	75,960	1,337	400		1,500	5,637	3,672	7,557	507	96,570	17.90	
Stony Creek Free Library	28,000	1,199	400		2,237	9,025	0	32	0	40,893	53.32	
Warrensburg/Richards Library	26,000	1,317	400		10,684	622	71	3,176	88	42,358	7.97	
Total Warren County	\$ 3,567,342	\$ 24,058	\$ 94,686	\$ 166,150	\$ 345,807	\$ 76,954	\$ 52,325	\$ 145,184	\$ 21,512	\$ 4,494,018	\$ 54.95	
Washington County												
Argyle Free Library	\$ 39,900	\$ 1,199	\$ 400		\$ 1,333	\$ 4,304	\$ 1,564	\$ 1,921	\$ 0	50,621	\$ 13.38	
Cambridge Public Library	67,091	1,199	400		2,937	0	933	2,829	0	75,389	40.31	
Easton Library	30,498	1,199	400		6,144	7,130	34	310	100	45,815	19.61	
Fort Edward Free Library	18,500	1,580	400		25,613	0	303	351	1,814	48,561	14.39	
Granville/Pember Library & Museum	13,200	1,174	194		33,949	6,663	540	3,757	9,236	68,713	27.02	
Greenwich Free Library	113,972	1,225	1,031		10,397	0	12	9,248	42,593	178,478	36.11	
Hudson Falls Free Library	73,817	3,815	400		1,570	3,519	21,151	2,747	18,379	125,398	8.15	
Salem/Bancroft Public Library	45,000	1,199			6,015	0	16	2,330	54	54,614	57.73	
Whitehall Free Library	23,000	1,224	400		100	3,036	0	57	-	27,817	5.63	
Total Washington County	\$ 424,978	\$ 13,814	\$ 3,625	\$ 0	\$ 88,058	\$ 24,652	\$ 24,553	\$ 23,550	\$ 72,176	\$ 675,406	\$ 16.83	
Grand Total	\$ 14,868,158	\$ 87,224	\$ 140,574	\$ 431,672	\$ 771,896	\$ 135,108	\$ 93,102	\$ 461,572	\$ 191,485	\$ 17,180,791	\$ 58.00	

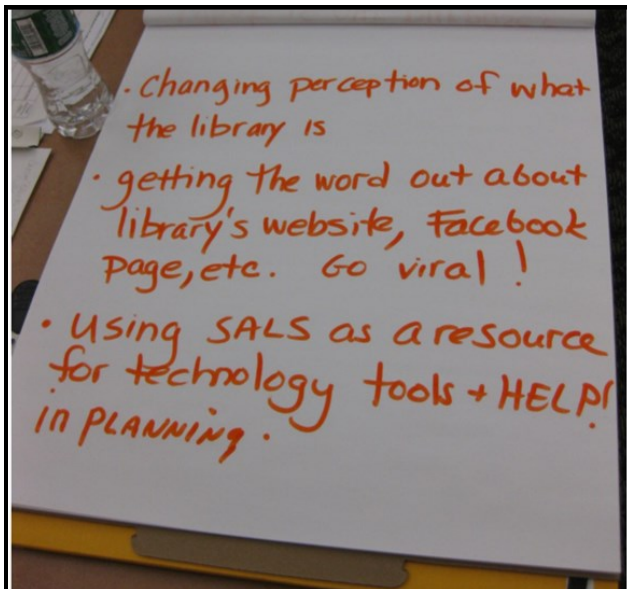
Library	Salaries & Benefits		Library Materials			All Other Expenses					Total		
						Capital Expense	Building & Maint.	Misc. & Other	Contracts with Libraries/ Systems	All Other Expenses %			
						\$	\$	\$	\$	%			\$
	\$	%	\$	%	\$ per capita	\$	\$	\$	\$	%	\$	\$ per capita	
Hamilton County													
Indian Lake Public Library, Town Of	\$ 108,572	72.20%	\$ 25,656	17.06%	\$ 18.98	\$ 0	\$ 7,815	\$ 3,823	\$ 4,505	10.74%	\$ 150,371	\$ 111.22	
Inlet Public Library, Town Of	8,575	27.11%	7,966	25.19%	23.92	0	11,300	2,274	1,513	47.70%	31,628	94.98	
Lake Pleasant Public Library, Town of	51,188	72.60%	5,966	8.46%	7.64	2,558	0	7,842	2,950	18.94%	70,504	90.27	
Cornelius V. Whitney Long Lake Public Library	57,183	45.94%	13,936	11.20%	23.34	0	24,500	26,294	2,554	42.86%	124,467	208.49	
Raquette Lake Free Library	19,802	37.72%	12,157	23.16%	106.64	1,376	6,240	10,994	1,927	39.12%	52,496	460.49	
Total Hamilton County	\$ 245,320	57.12%	\$ 65,681	15.29%	\$ 20.67	\$ 3,934	\$ 49,855	\$ 51,227	\$ 13,449	27.58%	\$ 429,466	\$ 135.18	
Saratoga County													
Ballston Spa Public Library	\$ 119,846	70.08%	\$ 18,038	10.55%	\$ 3.33	\$ 5,245	\$ 8,505	\$ 9,852	\$ 9,518	19.37%	\$ 171,004	\$ 31.61	
Burnt Hills/Ballston Community Public Library	314,687	60.12%	77,005	14.71%	8.91	10,201	71,273	29,983	20,310	25.17%	523,459	60.60	
Clifton Park-Halfmoon Public Library	2,019,614	68.88%	329,037	11.22%	5.86	0	483,226	100,264	0	19.90%	2,932,141	52.23	
Corinth Free Library	66,908	66.58%	12,177	12.12%	1.86	2,351	10,742	4,464	3,846	21.30%	100,488	15.39	
Galway Public Library	77,019	64.09%	13,773	11.46%	1.96	0	5,390	18,547	5,437	24.44%	120,166	17.10	
Mechanicville District Public Library	195,029	56.92%	53,644	15.66%	5.63	0	58,821	24,781	10,381	27.43%	342,656	35.93	
Round Lake/WRLIS Library/Malta Branch	245,274	73.27%	40,338	12.05%	2.73	1,902	6,545	27,623	13,082	14.68%	334,764	22.67	
Saratoga Springs Public Library	3,513,096	69.17%	417,503	8.22%	8.51	59,801	847,366	137,289	103,597	22.61%	5,078,652	103.50	
Schuylerville Public Library	48,533	60.58%	16,234	20.26%	11.71	0	5,351	5,499	4,503	19.16%	80,120	57.81	
Stillwater Free Library	72,969	53.20%	21,198	15.46%	3.10	12,024	12,723	14,059	4,182	31.34%	137,155	20.08	
Waterford Public Library	170,507	61.45%	30,896	11.13%	5.34	27,553	17,607	24,872	6,056	27.42%	277,491	47.98	
Total Saratoga County	\$ 6,843,482	67.77%	\$1,029,843	10.20%	\$ 6.02	\$ 119,077	\$ 1,527,549	\$ 397,233	\$ 180,912	22.03%	\$ 10,098,096	\$ 59.01	
Warren County													
Bolton Free Library	\$ 41,874	46.66%	\$ 14,117	15.73%	\$ 6.07	\$ 15,587	\$ 10,510	\$ 4,277	\$ 3,377	37.61%	\$ 89,742	\$ 38.58	
Brant Lake/Horicon Free Public Library	14,490	54.48%	2,837	10.67%	2.04	0	3,800	3,765	1,707	34.86%	26,599	19.15	
Chester Public Library, Town Of	56,440	64.84%	12,810	14.72%	3.82	0	0	12,155	5,642	20.45%	87,047	25.95	
Glens Falls/Crandall Public Library	2,214,669	65.39%	295,436	8.72%	5.15	0	345,014	446,811	85,131	25.89%	3,387,061	59.08	
Johnsburg Library, Town Of	59,483	77.74%	6,379	8.34%	2.66	936	0	4,427	5,288	13.92%	76,513	31.95	
Lake-George/Caldwell-Lake George Library	57,917	65.15%	6,035	6.79%	1.72	0	15,960	6,689	2,301	28.06%	88,902	25.29	
Luzerne/Hadley-Luzerne Public Library	60,603	65.75%	11,862	12.87%	2.20	0	10,956	5,191	3,565	21.38%	92,177	17.09	
Stony Creek Free Library	20,734	62.56%	4,749	14.33%	6.19	0	3,822	1,621	2,219	23.12%	33,145	43.21	
Warrensburg/Richards Library	53,771	68.07%	3,801	4.81%	0.72	0	13,630	4,970	2,818	27.11%	78,990	14.87	
Total Warren County	\$ 2,579,981	65.15%	\$ 358,026	9.04%	\$ 4.38	\$ 16,523	\$ 403,692	\$ 489,906	\$ 112,048	25.81%	\$ 3,960,176	\$ 48.42	
Washington County													
Argyle Free Library	\$ 21,294	54.10%	\$ 3,679	9.35%	\$ 0.97	\$ 0	\$ 6,939	\$ 4,820	\$ 2,632	36.56%	\$ 39,364	\$ 10.41	
Cambridge Public Library	43,127	57.90%	12,539	16.83%	6.71	1,778	10,182	1,857	5,002	25.27%	74,485	39.83	
Easton Library	17,217	44.45%	4,121	10.64%	1.76	0	5,728	9,683	1,986	44.91%	38,735	16.58	
Fort Edward Free Library	24,492	51.46%	8,348	17.54%	2.47	0	4,984	7,825	1,947	31.00%	47,596	14.10	
Granville/Pember Library & Museum	39,210	56.63%	8,254	11.92%	3.25	0	4,156	12,671	4,946	31.45%	69,237	27.23	
Greenwich Free Library	96,128	36.83%	17,547	6.72%	3.55	0	113,575	25,257	8,527	56.45%	261,034	52.82	
Hudson Falls Free Library	70,819	56.48%	14,816	11.82%	0.96	0	25,369	8,812	5,575	31.71%	125,391	8.15	
Salem/Bancroft Public Library	32,212	61.82%	11,978	22.99%	12.66	0	0	4,360	3,554	15.19%	52,104	55.08	
Whitehall Free Library	17,973	63.77%	3,372	11.96%	0.68	0	868	3,831	2,140	24.27%	28,184	5.71	
Total Washington County	\$ 362,472	49.24%	\$ 84,654	11.50%	\$ 2.11	\$ 1,778	\$ 171,801	\$ 79,116	\$ 36,309	39.26%	\$ 736,130	\$ 18.35	
Grand Total	\$10,031,255	65.89%	\$1,538,204	10.10%	\$ 5.19	\$ 141,312	\$ 2,152,897	\$ 1,017,482	\$ 342,718	24.00%	\$ 15,223,868	\$ 51.40	

SALS SERVICES: Consulting and Continuing Education

Consulting and Continuing Education	Sessions	Participants
Summer Reading Workshop	1	21
Get Real: Getting Kids Excited about Nonfiction with Kathleen Baxter	2	49
Technology/eBook Training	12	109
Polaris Training	6	29
CollectionHQ	2	34
Legislative Day in Albany	1	10
Director's Council Meetings	2	26
Correctional Meetings	1	6
Outreach Meetings	2	6
Senior Services with Allan Kleiman	1	24
Community Marketing Campaign Workshop	3	24
Campaign Planning	3	19
Sustainability	5	49
Sustainable Funding - Annual Dinner Keynote	1	186
NYLTO	10	34
Digital Shift- eBook Virutal Conference	1	16
On Life Support, but Not Dead Yet! Revitalizing Reference for the 21st Century	1	9
Totals	63	651



*A unique patron is a singular library card number; the patron is counted once, even if they have checked out more than one book or audiobook.



79% of SALS libraries have a Facebook Page



8 SALS libraries Tweet



88% of SALS libraries have a library website



100% of SALS libraries offer eBooks



99% of SALS libraries have online Summer Reading registration

SALS Designated Funds**Local Library Support Aid (LLSA)**

\$.31 per capita or \$1,500, whichever is greater. In 2012 this grant was cut 20.04%
Total \$87,419

SALS Source: New York State categorical aid

County Aid

County Aid is a SALS pass-through disbursement. It was calculated for 2012 grants as follows:

Hamilton: Minimum \$1,200, balance based on circulation. Total \$12,000

Saratoga: Purchased OverDrive – downloadable e-content for Saratoga County Member Libraries. \$2,700 distributed to WRLIS Library. Total \$30,600

Warren: \$12,000 to Crandall, minimum \$1,000, balance based on Polaris annual report circulation. Total \$25,000

Source: Each county. 2012 total for three counties: \$67,600

Construction

State aid for library construction and renovation was awarded to:

Saratoga Springs, \$217,903; SALS, \$60,227; Stillwater, \$2,649; Waterford, \$25,814; Glens Falls, \$3,533; Stony Creek, \$2,590; Long Lake, \$9,924 under the \$14 million Public Library Construction Grant Program. The ranking process and recommendation for funding amounts are determined by law, Education Commissioner's Regulation, and criteria developed by SALS' Board of Trustees as approved by the NYS Education Department. Source: NYS categorical aid.

County Youth Grants

Awards to enhance library services for youth through programming.

Source: Saratoga County Youth Bureau. Amount disbursed: \$1,100

Federal Library Services and Technology Act (LSTA) Grants (FY2012-2013)

New York Library Trustees Online (NYLTO) (\$11,400 in 2012) A public library trustee provides leadership to advance the best interests of the library he/she serves. In order to do so, a trustee must continuously improve his/her knowledge base, skills and expertise in library matters. Making and approving policies for the library is one of the most important roles of a public library trustee. The Southern Adirondack Library System (SALS), in partnership with the Clinton-Essex-Franklin (CEF), Mid-York (MYLS), Monroe County, North Country, Ramapo Catskill (RCLS), Southern Tier (STLS) library systems and the Onondaga County Public Library worked with E-Learn Libraries to develop an online trustee orientation and development center with content geared to public library trustees, public library system staff, and member library managers. A total of 700 directors and trustees enrolled state-wide.

Summer Reading Program (\$12,000 in 2012)

This program provides libraries a grant for programs and materials to support their Summer Reading Programs.

SALS Undesignated State Aid**Continuing Education and Travel**

One grant for \$325 per year for attendance at professional meetings and workshops and mileage to attend them. Amount disbursed: \$3,208

Consultant for Member Library Rebranding - \$12,500**PLA Scholarship**

For costs to register one attendee to annual conference for 2012. Amount disbursed: \$2,410

General Fund & Acquires

Balance, December 31, 2011		\$ 2,371,654
Receipts:		
State Aid	1,481,459	
Income from Investments	11,095	
Federal LSTA Title I	31,380	
County Aid for Member Libraries	67,600	
Reimbursement of Prior Year Expenses - General Fund	3,368	
Reimbursement of Trustee Training Services	89,432	
Miscellaneous	9,289	
Transfers from Acquires	238,328	
	<u>1,931,951</u>	
		<u>4,303,605</u>

Trust and Agency Fund

Balance, December 31, 2011	\$ 3,385
Receipts: Transfers from General Fund	<u>1,018,656</u>
	1,022,041
Less: Disbursements	<u>1,018,754</u>
Balance, December 31, 2012	<u><u>\$ 3,287</u></u>

Capital Fund

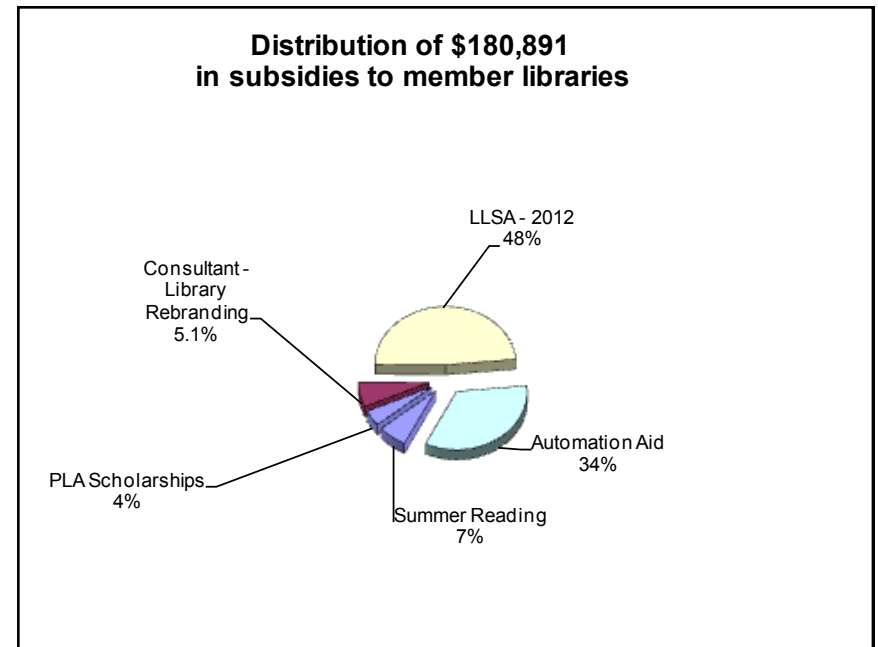
Balance, December 31, 2011	\$ 87,314
Transfer from General Fund	<u>100,000</u>
Balance, December 31, 2012	<u><u>187,314</u></u>

Disbursements:

Cont.Ed./PLA Grant, Joint Automation, Marc records & Other	\$ 339,876	
Delivery Service	174,935	
County Aid for Member Libraries	39,700	
Central Library Development Aid - Crandall Public Library	90,411	
Books, E-content & Other Library Materials	82,261	
Salaries for Personnel	420,849	
Employee and Retiree Benefits	272,054	
Operation and Maintenance of Building	132,187	
Operation and Maintenance of Vehicles	2,092	
Equipment Purchased	5,940	
Travel - Staff and Board	15,996	
Other Operating Expenses	30,789	
Transfer to Capital Fund	100,000	
Acquires Disbursements	238,328	
	<u>1,945,418</u>	
Balance, December 31, 2012		<u><u>\$ 2,358,187</u></u>

Reconciliation of Ending Balance:

N.O.W. Checking Accounts	\$ 3,725
Money Market Savings and Certificates of Deposit	<u>2,354,462</u>
Total Cash and Investments	<u><u>\$ 2,358,187</u></u>



SALS SERVICES: Central Library Report to Member Libraries at SALS' Annual Meeting

2012 could have been a tumultuous year for Crandall Public Library but instead our smooth transition from our long-serving Director, Christine McDonald to newly-minted Director, Kathy Naftaly was due in no small part to the support of and consultations from Sara Dallas, Director of the Southern Adirondack Library System. Furthermore, the SALS Board of Trustees, staff, and the JA professionals also deserve unfettered thanks for their continued guidance and support. Without their aid our institution would not flourish. Appreciation is also extended to the trustees of Crandall Public Library and the trustees of SALS who approve the Central Library Plan of Service. Implementation of the Central Library Plan of Service would also not be possible without the dedication of Crandall staff, and the 34 member libraries that use the services of the Central Library. Again, I wish to express my sincerest thanks.

2012 was our 54th year as Central Library to the Southern Adirondack Library System; as such, we continued to adhere to our Central Library Plan of Service for 2012 – 2016. The plan, which was drafted in 2011, is available on the SALS website as well as on the Crandall Public Library website under *About the Library – Governance – Central Library Plan of Service 2012 – 2016*.

Central Library programs and services developed in 2012. When patrons were surveyed to measure the Library's effectiveness comments included:

- The Crandall [Public Library] helps to reduce my cost of living by providing me with free internet access, reading materials and DVDs. It allows me to not have subscriptions to internet or cable. Thank you.
- The Library resources and events provides me with inspiration and insights to help guide my professional and personal goals.

- We use the library on a weekly basis...whoever says that libraries are dying out should visit Crandall Library - what a wonderful asset to the area!!!
- I'm thankful we have such a wonderful library close to our home. We enjoy the tranquil space as well as exploring new reading material. We also appreciate the various children programs that you offer during school breaks and in the summer. Thanks a Million!!
- You are keeping our minds & souls alive- expanding intellect & if you close down- the world will close with you.

These responses reflect that we utilize our state resources effectively; infusion of CLDA funds enhances staffing for CBA collection development and interlibrary loan. Lastly, within our Central Library Plan of Service the CBA materials objective states, "To purchase materials in all formats to allow the central library to function as a major information, resource sharing provider in years 2012–2016." We meet this objective.

– Kathleen U. Naftaly, Director
Crandall Public Library

About Libraries Today

- 58% of adults in the U.S. have public library cards. 61% of the population in the SALS service area are public library card holders.
- The 2011-2012 ALA *Libraries Connect Communities* study reported that 76.3% of libraries reported offering e-books, an increase of 9% from 2010-2011. For libraries in the SALS service area, this service increased 88%.
- Americans check out an average of more than eight books a year. They spend \$35.81 a year for the public library — about the average cost of one hardcover book. SALS member library patrons checked out an average of twelve books in 2012, and spent \$50.20 for the public library.
- Almost 89% of public library outlets now offer wireless internet access. 100% of the libraries in SALS offer wireless internet access.
- Americans go to school, public and academic libraries more than three times more often than they go to the movies. There were 2,458,651 visits made to SALS member libraries in 2012.
- Americans spend nearly three times as much on candy as they do on public libraries.

During 2012, we fulfilled our mission to improve and expand library services through the dedicated work of the Board of Trustees, SALS staff and our Central Library, Crandall Public Library in Glens Falls.

Administration

Nancy Bowen
Sara Dallas
Jill Martz
Bill Rougier
Sharon Shyne

Consultants

Jennifer Ferriss
Jill Ryder

Joint Automation Staff

Laura Baker
Mary Hanley
Michele Largeteau
Christopher Mundell
Diane Robinson
Jason Thomson

Resource Sharing

Cindy Mirra

SALS Board of Trustees

Arnie Elman, President
Cheryl M. Gold, Vice President
Judy Hoover
Jordan Hornstein
Paul K. Mays, Secretary
Karen McComb
Frank Mezzano
James C. Mosher
Dale Nemer
Robert Odess
Sandi Payne
John Plantier

SALS Treasurer

Robert W. Jeffords

SALS Member Libraries

Hamilton County

Town of Indian Lake Public Library	648-5444
Town of Inlet Public Library	(315) 357-6494
Town of Lake Pleasant Public Library	548-4411
Cornelius Vanderbilt Whitney Long Lake Library	624-3825
Raquette Lake Free Library	(315) 354-4005

Saratoga County

Ballston Spa Public Library	885-5022
Burnt Hills, Town of Ballston Community Library	399-8174
Clifton Park - Halfmoon Public Library	371-8622
Corinth Free Library	654-6913
Galway Public Library	882-6385
Mechanicville District Public Library	664-4646
Round Lake Library	899-2285
Round Lake Library—Malta Branch	682-2495
Saratoga Springs Public Library	584-7860
Schuylerville Public Library	695-6641
Stillwater Free Library	664-6255
Waterford Public Library	237-0891

Warren County

Bolton Free Library	644-2233
Brant Lake, Horicon Free Public Library	494-4189
Town of Chester Public Library	494-5384
■ Glens Falls, Crandall Public Library	792-6508
Lake George, Caldwell-Lake George Library	668-2528
Luzerne, Hadley-Luzerne Public Library	696-3423
North Creek, Town of Johnsbury Library	251-4343
Stony Creek Free Library	696-5911
Warrensburg, Richards Library	623-3011

Washington County

Argyle Free Library	638-8911
Cambridge Public Library	677-2443
Easton Library	692-2253
Fort Edward Free Library	747-6743
Granville, Pember Library & Museum	642-2525
Greenwich Free Library	692-7157
Hudson Falls Free Library	747-6406
Salem, Bancroft Public Library	854-7463
Whitehall Free Library	499-1366

- Central Reference Library