

2011 Statistical Summary



SOUTHERN ADIRONDACK
LIBRARY SYSTEM

Southern Adirondack Library System
22 Whitney Place
Saratoga Springs, NY 12866

Phone: 518-584-7300
FAX: 518-587-5589
www.sals.edu



“Libraries are unique: they serve the public good by connecting all people to information that educates, enriches and entertains — and at no direct cost to the patron.” — Carson Block

SALS Plan of Service 2007-2011

We have completed the final year of the cooperatively developed SALS System Plan of Service. The Plan was developed using data collected from the member libraries. The SALS 2011 budget was developed based upon the System Plan of Service.

The four service priorities chosen by our membership, regardless of library size and budget are:

- POLARIS
- Delivery and Interlibrary Loan
- Acquisitions, Cataloging and Processing*
- Consulting and Continuing Education

In June of 2011, member library staff and trustees were asked to complete a system use and satisfaction survey. The survey will help us measure, evaluate and allocate system resources for FY 2012.

SALS will be most effective when it focuses its resources on meeting its memberships' most important needs.

I want to thank the SALS Board of Trustees, the SALS staff, and the membership for helping us define and improve our services to our community.

—Sara Dallas, Director

*In September 2010 Sandra Nelson facilitated a meeting with SALS staff, member libraries and trustees to discuss SALS services; it was decided that Acquisitions, Cataloging and Processing would be eliminated effective January 1, 2011.

TABLE OF CONTENTS

Taking Stock

Statistical Benchmarks & Book Prices	4
2011 Trustee Awards	5
2011 Program Awards	6
Regulation 90.2: NYS Minimum Standards	7
Regulation 90.8: Library Director	7
Types of Libraries	8
Local Votes How to	9

Operations

2010/2011 Circulation Data	10
Type/Area Chartered to serve	
2000 census pop. of chartered area	
2010/2011 circulation +/-	
2010/2011 circulation per capita +/- %	
Cataloged Holdings	11
Adult & YA Print Materials—% of holdings	
Juvenile Print Materials—% of holdings	
Non Print/AV—% of holdings	
Other Print & Electronic—% of holdings	
Total Holdings	
2011 Holdings per capita	
Interlibrary Loan Resource Sharing	12
Deliveries per Week 2010/2011	
2011 Borrowed Loaned Total Activity	
2010 Total Activity	
Total Activity change +/- % Change	

Library Operations	13
Library Visits Visits per capita	
Programs Held Program Attendance	
Hours Open/Week	
Square Feet	
Year of Last Major Renovation/Addition	
In House Use of Public PCs	
Staff FTE	
FTE Hours/Week	

Finances

Local Public Funds	14
Local Funding from Chartered Area	
Chartered Local Funds per capita	
Other Local Funding	
County Aid	
Local Public Funds—Total \$ per capita	
Operating Fund Receipts	15
Total Local Public Funds	
System Cash Grants	
Other State & Federal Aid	
Other	
Operating Fund Receipts	
Total Receipts per capita	
Operating Fund Expenditures	16
Salaries & Benefits—% of Total	
Library Materials—% of Total \$ per capita	
Capital Expense	
Building Expense	
Misc. & Other	
Contracts with Libraries/Systems	
All Other Expenses—%	
Total Expenditures \$ per capita	

SALS Services

Consulting and Continuing Ed. New eBook Patrons	17
Technology	18
Explanation of SALS Grants	19
SALS Treasurer's Report Distribution of Subsidies to Members	20
Central Library Report	21
About Libraries Today	22
Staff & Trustees	23

The statistics in this booklet were supplied by Member Libraries in their 2011 Annual Reports.

Averages	National	New York State ³	SALS Members	Your Library
Circulation per capita	10.58 ⁴	8.75	12.57	(p.10)
Library materials holdings per capita	—	6.45	5.38	(p. 11)
Per capita support (income) local public funding	\$44.06 ¹	\$47.16	\$52.19	(p. 14)
Per capita operating expenses	—	\$61.71	\$53.01	(p. 16)
Per capita expenses for library materials	\$5.10 ¹	\$6.12	\$5.43	(p. 16)
Budget distribution	62.2% for paid staff; 10.4% for materials ¹	69.5% for paid staff; 9.9% for materials	66.4% for paid staff; 10.3% for library materials	(p. 16)
Salaries	\$42,556 ² (Average starting salary for a new MLS in a public library)	NYLA suggests that the starting salary for library staff be comparable to people with similar education and responsibilities working in the same community.		

¹Library Journal, January 2012 – 2011 data

²Library Journal, October, 2011 – 2010 data

³2010 Annual Report for Public and Association Libraries and the 2010 Annual Report for Public Library Systems

⁴Public Library Data Service 2011 Statistical Report: Characteristics and Trends

Average Book Prices 2011	
School Library Journal, March 2012	
Adult Fiction	
Hardcover	\$28.42
Trade Paperback	\$16.70
Adult Nonfiction	
Hardcover	\$26.34
Trade paperback	\$21.22
Mass Market Paperback \$8.70

Library Trustees of the Year

2011 Awards, Presented on May 21, 2012 by the Southern
Adirondack Library System at its 54th Annual Meeting

Honoring Outstanding Service to a Member Library

- 2011 Arlene Rhodes, Galway Public Library
Sandi Payne, Stony Creek Free Library
- 2010 Hal Heusner, Bolton Free Library
- 2009 Sandra Debus, Round Lake Library
Michael Marchese, Waterford Public Library
- 2008 Richard "Dick" Merrill, Crandall Public Library
Thomas Mellon, Stillwater Free Library
- 2007 Cynthia Fosberry, Hadley-Luzerne Public Library
Joseph E. Mastrianni, Bolton Free Library
- 2006 No award
- 2005 Christene Thurston, Clifton Park-Halfmoon Public Library
Robert Bartholomew, Town of Chester Public Library
- 2004 Claire Haizlip, Stillwater Free Library
Ken Bollerud, Saratoga Springs Public Library
- 2003 Bill Boyd, Greenwich Free Library
George Sengenberger, Town of Lake Pleasant Public Library

Library Programs of the Year

2011 Awards, Presented on May 21, 2012 by the Southern Adirondack Library System at its 54th Annual Meeting

Clifton Park-Halfmoon Public Library for *Senior Expo*: The Clifton Park-Half Moon Public Library's Senior Expo is a demonstration of an innovative staff-initiated project that developed community partnerships, enhanced services to the community and collected information that will be used by the growing aging population in the library's service area. The objective of the Senior Expo was to create an event to bring organizations that offer services to seniors together with the seniors and families that care for them. Forty Saratoga County based organizations and the Saratoga County Office for Aging were able to share information and services with the 250 people who attended. Twelve programs were presented during the day. LouAnn Stewart and Ann Cocca developed the concept realizing many non-profit senior oriented organizations could not afford to share information at a commercial event. This project supports the Library Board's goal of developing contacts and outreach in the community.

Stony Creek Free Library for *The Dirty Dozen Garden Club*: The Stony Creek Free Library combined science and beauty in 2011. Lisa Bartow, Library Director, the Stony Creek Youth Program and twenty children became the Dirty Dozen Garden Club. The children started seeds in Dixie Cups under grow lights. In the following weeks, they built wooden raised boxes and filled them with soil, compost and manure. Each participant was given a section of the raised box and was solely responsible for watering and tending their assigned space. As autumn approached, the vegetables were picked and taken home. The sunflowers were left to dry and become birdfeeders. People passing the library noticed the new flowers and vegetable garden. The Dirty Dozen Garden Club was featured on the Stony Creek Chamber of Commerce Calendar. The children learned about responsibility, plant nutrition and enjoyed fresh peas, lettuce, radishes, tomatoes, carrots, pumpkins and beautiful flowers.

Previous winners

- 2010 Saratoga Springs Public Library for *Video Game Design Lab for Teens*
Town of Ballston Community Library for *Camp Half Blood Overnight Event*
- 2009 Crandall Public Library for *The Reduced Shakespeare Company—Even Further Abridged*
Galway Public Library for *Story Sculptures*
- 2008 Mechanicville Public Library for *Mechanicville Loser's Challenge*
Corinth Free Library for *Living on the Edge*
- 2007 Greenwich Free Library for *Only the Message Mattered*
Saratoga Springs Public Library for *Strengthening Families*
- 2006 Easton Library for *Irish Voices*
Long Lake Library for *Vintage Aprons Exhibit*
- 2005 Galway Public Library for *Story Quilt*
Town of Chester Public Library for *History Alive*
- 2004 Easton Library for *Honor the Ladies*
Crandall Public Library for *Robert Sabuda, Pop-Up Artist*
- 2003 Easton Library for *Easton Reads*
Greenwich Free Library for *Black History Weekend*

TAKING STOCK: Minimum Standards

Regulations of the Commissioner of Education

Regulation 90.2: Standards for Registration of Public, Free Association and Indian Libraries

(a) A public, free association or Indian library will be registered if it meets the following standards satisfactory to the commissioner:

- (1) is governed by written bylaws which outline the responsibilities and procedures of the library board of trustees;
- (2) has a board-approved, written long-range plan of service;
- (3) presents an annual report to the community on the library's progress in meeting its goals and objectives;
- (4) has board-approved written policies for the operation of the library;
- (5) presents annually to appropriate funding agencies a written budget which would enable the library to meet or exceed these standards and to carry out its long-range plan of service;
- (6) periodically evaluates the effectiveness of the library's collection and services in meeting community needs;
- (7) is open the following scheduled hours (*see chart*)
- (8) maintains a facility to meet community needs, including adequate space, lighting, shelving, seating, and restroom;
- (9) has a telephone, photocopier, microcomputer, printer, telefacsimile machine and other equipment necessary to facilitate access to information;
- (10) distributes printed information listing the library's hours open, borrowing rules, services, location and phone number.
- (11) employs a paid director in accordance with the provisions of Section 90.8 of this Part (*see chart*)

(b) Any public, free association or Indian library registered by the department at the time this section takes effect shall be required to meet the standards for registration in subdivision (a) of this section on the following schedule:

(1) meet the standards of paragraphs (1) through (5) and (10) of subdivision (a) of this section on or before January 1, 1995.

(2) meet the standards of paragraph (6) of subdivision (a) of this section on or before January 1, 1997.

(3) meet the standards of paragraphs (7), (8), (9) and (11) of subdivision (a) of this section on or before January 1, 1999.

(c) **Variances.** If circumstances over which any public, free association or Indian library has no control prevent it from meeting one or more of the standards of service set forward in subdivision (a) of this section, such library may apply for a variance for such standard(s). The application for such variance shall be submitted for such library by the public library system of which such library is a member, in a form prescribed by the commissioner. No variance granted pursuant to this subdivision shall be deemed to relieve a public, free association or Indian library of any obligation imposed by any other provision of federal or state law.

Regulation 90.2: Scheduled Hours

Regulation 90.8: Standards for Library Director

Population	Minimum weekly hours open	Library Director
Up to 500	12	
500-2,499	20	
2,500-4,999	25	2 years/Associate degree
5,000,7,499	35	4 years/BA degree
7,500 –14,999	35	MLS/Professional Certificate or Certificate of Qualification
15,000-24,999	40	
25,000-99,999	55	
100,000 and above	60	

	ASSOCIATION LIBRARIES	PUBLIC LIBRARIES		
		Municipal Public Library	School District Public Library	Special District Public Library
HOW ESTABLISHED	By vote of association members or as trustees operating under a will or deed of trust.	By vote of county, city, town or village board; or by petition and referendum.	By vote of school district voters.	By special act of State legislature and vote of special district voters.*
CHARTER	Regents incorporate by charter.	Regents incorporate by charter.	Regents incorporate by charter.	Regents incorporate by charter.
REGISTRATION	Education Department registers. Must meet minimum standards in order to receive public funds.	Education Department registers. Must meet minimum standards in order to receive public funds.	Education Department registers. Must meet minimum standards in order to receive public funds.	Education Department registers. Must meet minimum standards in order to receive public funds.
TAX FUNDS	May receive appropriation from units of government. Also tax levy by vote of municipal or school district voters. Library should sign contract with appropriating unit. May petition municipal and/or school district tax payers for funds.	Budget approved by county, city, town, or village board. Also tax levy by vote of municipal or school district voters. May petition municipal and/or school district tax payers for funds.	Budget approved by school district voters. May also petition for a tax levy from municipalities.	Budget approved by district voters. May also petition for a tax levy from municipalities, unless enactment legislation specifies otherwise.
BONDING AUTHORITY	Not permitted. Requires a special act of legislation through Dormitory Authority of the State of New York (DASNY)	Municipal government may bond if it owns the library building	School district may bond if it owns the library building	A municipality may bond on behalf of district if legislation allows.*
BOARD OF TRUSTEES	Number: 5-25. Elected by association members. Term of office: set by charter. Responsible to association membership and to Regents. Residential requirements may be established in bylaws.	Number: 5-15. Approved by municipal governing board; term of office: three or five years if established after 1921.** Responsible to municipal government, public, and Regents. Must be residents of municipality (except village library).	Number: 5-15. Elected by school district voters. Term of office: three or five years (if established after 1921).** Responsible to school district voters and Regents. Must be residents of school district.	Number: determined by enabling legislation. Elected by residents of special district. Term of office: five years or as defined by legislation. Responsible to special district voters and Regents. Residency requirements determined by enabling legislation.
COMMUNITY INVOLVEMENT	Public can join association and may vote for trustees.	Public "owns" library; votes for elected officials who are sympathetic to library needs.	Public "owns" library and votes directly for trustees and budget.	Public "owns" library and votes directly for trustees and budget.
RETIREMENT BENEFITS	May purchase retirement benefits from private vendor. Some may be in State Retirement System if specified in statute.	State Retirement System benefits through municipality.	State Retirement System benefits through school district or independently.	State Retirement System benefits if library district opts to participate.
CIVIL SERVICE	Employees not covered by Civil Service.	Employees subject to Civil Service Law.	Employees subject to Civil Service Law.	Employees subject to Civil Service Law.

* Special library districts are created by act of the New York State Legislature. Each one is different and reflects the particular needs and situation of that district. There is no comprehensive legal definition of a special library district.

** Became effective January 1, 1999.

Stable, sufficient funding provides the security for a library’s operating budget.

Library	Budget Vote Held By	Budget Vote Type	Voters live in	Budget Vote \$ Amount	Date Held
Argyle Free Library	Argyle Central School District	School District referendum	School District	\$ 30,200	5/17/2011
Ballston Spa Public Library	Ballston Spa Central School District	School District referendum	School District	50,000	5/17/2011
Cambridge Public Library	Cambridge Central School	School District referendum	School District	37,250	5/17/2011
Clifton Park-Halfmoon Public Library	Clifton Park-Halfmoon Public Library	Special Legislative District	Special District	3,712,486	9/16/2010
Corinth Free Library	Corinth Central School	School District referendum	School District	55,000	5/17/2011
Galway Public Library	Galway Central School District	School District referendum	School District	101,829	6/1/2010
Crandall Public Library	Glens Falls	Special Legislative District	City	4,121,119	11/2/2010
Crandall Public Library	Queenbury	Special Legislative District	Town	4,121,119	11/2/2010
Crandall Public Library	Moreau	Special Legislative District	Town	4,121,119	11/2/2010
Mechanicville District Public Library	Mechanicville School District	School District referendum	School District	287,975	5/10/2011
Raquette Lake Free Library	Raquette Lake Union Free School	School District referendum	School District	9,000	5/10/2011
Salem/Bancroft Public Library	Salem Central School	School District referendum	School District	19,500	5/17/2011
Saratoga Springs Public Library	Saratoga Springs Public Library	School District referendum	School District	5,105,000	4/14/2011
Schuylerville Public Library	Schuylerville Central School District	School District referendum	School District	75,000	2/14/2006
Stillwater Free Library	Stillwater	Town	Town	127,360	11/4/2003
Waterford Public Library	Waterford Halfmoon Union Free School District	School District referendum	School District	241,934	6/1/2011
Whitehall Free Library	Whitehall Central School District	School District referendum	School District	15,000	5/17/2011

Resources - How to go about it in *Creating Public Library Districts in New York State, a "how-to" guide.*

Developed by Panz Library Consulting, under a contract with New York State Library Development.

<http://www.nysl.nysed.gov/libdev/libs/pldtools/index.html>

OPERATIONS: Comparative Circulation Data

Library	Type/Area Chartered to Serve	2000 Census Population	Circulation			Circulation per capita		2011/2010 + or - %
			2010	2011	+ or -	2010	2011	
Hamilton County								
Indian Lake Public Library, Town of	Public Town	1,471	21,447	18,986	(2,461)	14.58	12.91	-11.47%
Inlet Public Library, Town of	Public Town	406	4,893	4,496	(397)	12.05	11.07	-8.11%
Lake Pleasant Public Library, Town of	Public Town	876	18,691	18,566	(125)	21.34	21.19	-0.67%
Cornelius V. Whitney Long Lake Public Library	Public School District	720	16,591	17,047	456	23.04	23.68	2.75%
Raquette Lake Free Library	Association School District	132	7,407	8,471	1,064	56.11	64.17	14.36%
Total Hamilton County		3,605	69,029	67,566	(1,463)	19.15	18.74	
Saratoga County								
Ballston Spa Public Library	Public Village	5,556	77,011	75,982	(1,029)	13.86	13.68	-1.34%
Burnt Hills/Ballston Community Public Library	Public Town	7,548	153,276	148,491	(4,785)	20.31	19.67	-3.12%
Clifton Park-Halfmoon Public Library	Public Spec. Legis. Dist.	49,994	771,252	813,337	42,085	15.43	16.27	5.46%
Corinth Free Library	Association Town	5,985	23,125	24,879	1,754	3.86	4.16	7.58%
Galway Public Library	Public School District	6,754	30,951	29,155	(1,796)	4.58	4.32	-5.80%
Mechanicville District Public Library	Public School District	8,437	79,693	80,841	1,148	9.45	9.58	1.44%
Round Lake/WRLIS Library/Malta Branch	Association Town	13,005	77,326	102,134	24,808	5.95	7.85	32.08%
Saratoga Springs Public Library	Public School District	45,663	825,362	873,451	48,089	18.08	19.13	5.83%
Schuylerville Public Library	Public Village	1,197	28,859	25,775	(3,084)	24.11	21.53	-10.69%
Stillwater Free Library	Association Other	6,368	27,832	29,531	1,699	4.37	4.64	6.10%
Waterford Public Library	Public School District	6,055	57,215	58,267	1,052	9.45	9.62	1.84%
Total Saratoga County		156,562	2,151,902	2,261,843	109,941	13.74	14.45	
Warren County								
Bolton Free Library	Association Town	2,117	21,854	21,816	(38)	10.32	10.31	-0.17%
Brant Lake/Horicon Free Public Library	Public Town	1,479	6,619	5,965	(654)	4.48	4.03	-9.88%
Chester Public Library, Town of	Public Town	3,614	35,341	34,297	(1,044)	9.78	9.49	-2.95%
Glens Falls/Crandall Public Library	Public Spec. Legis. Dist.	53,621	798,527	798,326	(201)	14.89	14.89	-0.03%
Johnsburg Library, Town of	Public Town	2,450	38,159	36,199	(1,960)	15.58	14.78	-5.14%
Lake George/Caldwell-Lake George Library	Association Town	3,578	10,291	10,948	657	2.88	3.06	6.38%
Luzerne/Hadley-Luzerne Public Library	Public Town	3,219	22,208	22,082	(126)	6.90	6.86	-0.57%
Stony Creek Free Library	Association Town	743	3,996	5,398	1,402	5.38	7.27	35.09%
Warrenburg/Richards Library	Association Other	5,454	11,746	11,945	199	2.15	2.19	1.69%
Total Warren County		76,275	948,741	946,976	(1,765)	12.44	12.42	
Washington County								
Argyle Free Library	Association Town	3,688	17,075	17,787	712	4.63	4.82	4.17%
Cambridge Public Library	Public Village	1,925	40,601	33,320	(7,281)	21.09	17.31	-17.93%
Easton Library	Association Town	2,259	9,246	9,311	65	4.09	4.12	0.70%
Fort Edward Free Library	Association Town	5,892	4,978	4,394	(584)	0.84	0.75	-11.73%
Granville/Pember Library & Museum	Public Village	2,644	37,046	33,584	(3,462)	14.01	12.70	-9.35%
Greenwich Free Library	Association Town	4,896	35,415	40,517	5,102	7.23	8.28	14.41%
Hudson Falls Free Library	Association School District	13,436	35,401	35,866	465	2.63	2.67	1.31%
Salem/Bancroft Public Library	Public Village	964	25,787	20,475	(5,312)	26.75	21.24	-20.60%
Whitehall Free Library	Association School District	4,941	13,034	12,276	(758)	2.64	2.48	-5.82%
Total Washington County		40,645	218,583	207,530	(11,053)	5.38	5.11	
Grand Total Member Libraries		277,087	3,388,255	3,483,915	95,660	12.23	12.57	2.82%
SALS Population Chartered to Serve for Unserved Localities		53,272						
SALS Population Chartered to Serve		330,359						

OPERATIONS: Cataloged Holdings

	Adult & YA Print Materials	% of total holdings	Juvenile Print Materials	% of total holdings	Non-Print AV & Electronic Holdings	% of total holdings	Other Print	% of total holdings	Total	2011 Holdings per capita
Hamilton County										
Indian Lake Public Library, Town of	17,288	55%	8,240	26%	5,165	17%	580	2%	31,273	21.26
Inlet Public Library, Town of	4,766	39%	4,010	33%	3,406	28%	136	1%	12,318	30.34
Lake Pleasant Public Library, Town of	8,739	48%	5,154	28%	4,368	24%	3	0%	18,264	20.85
Cornelius V. Whitney Long Lake Public Library	7,641	50%	3,542	23%	3,899	25%	346	2%	15,428	21.43
Raquette Lake Free Library	6,929	45%	4,579	30%	3,693	24%	70	0%	15,271	115.69
Total Hamilton County	45,363	49%	25,525	28%	20,531	22%	1,129	1%	92,554	25.67
Saratoga County										
Ballston Spa Public Library	20,816	53%	11,312	29%	6,119	16%	1,129	3%	39,376	7.09
Burnt Hills/Ballston Community Public Library	37,480	53%	21,722	31%	10,764	15%	221	0%	70,187	9.30
Clifton Park-Halfmoon Public Library	99,969	56%	56,696	32%	22,324	12%	372	0%	179,361	3.59
Corinth Free Library	11,728	50%	5,918	25%	3,378	14%	2,527	11%	23,551	3.94
Galway Public Library	15,048	49%	11,174	36%	4,105	13%	502	2%	30,829	4.56
Mechanicville District Public Library	15,767	48%	9,294	29%	7,077	22%	419	1%	32,557	3.86
Round Lake/WRLIS Library/Malta Branch	15,980	43%	13,519	36%	7,784	21%	90	0%	37,373	2.87
Saratoga Springs Public Library	116,546	53%	68,676	31%	29,949	14%	5,493	2%	220,664	4.83
Schuylerville Public Library	8,731	49%	6,187	35%	2,169	12%	580	3%	17,667	14.76
Stillwater Free Library	8,651	43%	7,072	36%	3,900	20%	288	1%	19,911	3.13
Waterford Public Library	12,977	49%	8,610	33%	4,543	17%	144	1%	26,274	4.34
Total Saratoga County	363,693	52%	220,180	32%	102,112	15%	11,765	2%	697,750	4.46
Warren County										
Bolton Free Library	9,121	49%	4,541	24%	3,953	21%	1,125	6%	18,740	8.85
Brant Lake/Horicon Free Public Library	7,878	51%	4,066	26%	3,041	20%	547	4%	15,532	10.50
Chester Public Library, Town of	11,759	42%	9,575	34%	6,193	22%	726	3%	28,253	7.82
Glens Falls/Crandall Public Library	119,951	36%	48,647	15%	153,002	46%	9,113	3%	330,713	6.17
Johnsburg Library, Town of	15,760	52%	5,786	19%	6,738	22%	1,813	6%	30,097	12.28
Lake George/Caldwell-Lake George Library	9,366	55%	4,041	24%	2,840	17%	706	4%	16,953	4.74
Luzerne/Hadley-Luzerne Public Library	11,903	55%	4,957	23%	4,200	19%	687	3%	21,747	6.76
Stony Creek Free Library	5,377	46%	2,516	21%	3,832	33%	9	0%	11,734	15.79
Warrensburg/Richards Library	11,521	54%	6,888	32%	2,850	13%	242	1%	21,501	3.94
Total Warren County	202,636	41%	91,017	18%	186,649	38%	14,968	3%	495,270	6.49
Washington County										
Argyle Free Library	7,163	51%	4,023	22%	2,940	16%	12	0%	14,138	3.83
Cambridge Public Library	5,947	33%	3,303	18%	3,759	21%	5,285	29%	18,294	9.50
Easton Library	7,916	43%	5,691	31%	4,210	23%	490	3%	18,307	8.10
Fort Edward Free Library	8,777	47%	4,562	24%	2,892	15%	2,498	13%	18,729	3.18
Granville/Pember Library & Museum	11,516	54%	5,869	27%	3,359	16%	741	3%	21,485	8.13
Greenwich Free Library	20,231	56%	9,098	25%	5,757	16%	1,189	3%	36,275	7.41
Hudson Falls Free Library	20,624	52%	12,533	32%	4,326	11%	2,082	5%	39,565	2.94
Salem/Bancroft Public Library	11,611	54%	6,108	29%	3,588	17%	12	0%	21,319	22.12
Whitehall Free Library	6,605	40%	6,082	37%	3,452	21%	495	3%	16,634	3.37
Total Washington County	100,390	49%	57,269	28%	34,283	17%	12,804	6%	204,746	5.04
Grand Total	712,082	48%	393,991	26%	343,575	23%	40,666	3%	1,490,320	5.38

OPERATIONS: Interlibrary Loan Resource Sharing

Library	Dec. 2010	Dec. 2011	2011			2010	Total Activity	
	Deliveries per Week	Deliveries per Week	Borrowed	Loaned	Total Activity	Total Activity	Change + or -	% Change
Hamilton County								
Indian Lake Public Library, Town of	3	3	1,126	2,553	3,679	3,901	(222)	-5.7%
Inlet Public Library, Town of	3	3	337	1,493	1,830	2,451	(621)	-25.3%
Lake Pleasant Public Library, Town of	3	3	3,040	3,187	6,227	5,182	1,045	20.2%
Cornelius V. Whitney Long Lake Public Library	3	3	2,333	2,848	5,181	4,863	318	6.5%
Raquette Lake Free Library	3	3	313	3,360	3,673	3,626	47	1.3%
Total Hamilton County	15	15	7,149	13,441	20,590	20,023	567	2.8%
Saratoga County								
Ballston Spa Public Library	5	5	11,153	5,635	16,788	14,464	2,324	16.1%
Burnt Hills/Ballston Community Public Library	5	5	12,475	17,172	29,647	23,797	5,850	24.6%
Clifton Park-Halfmoon Public Library	5	5	45,424	25,111	70,535	55,782	14,753	26.4%
Corinth Free Library	4	4	4,176	4,163	8,339	4,970	3,369	67.8%
Galway Public Library	3	3	3,762	3,406	7,168	6,104	1,064	17.4%
Mechanicville District Public Library	5	5	6,074	2,749	8,823	8,180	643	7.9%
Round Lake/WRLIS Library/Malta Branch	10	10	11,482	7,269	18,751	15,859	2,892	18.2%
Saratoga Springs Public Library	5	5	38,144	42,617	80,761	66,495	14,266	21.5%
Schuylerville Public Library	5	5	4,450	4,200	8,650	7,680	970	12.6%
Stillwater Free Library	4	4	2,598	4,399	6,997	5,684	1,313	23.1%
Waterford Public Library	5	5	4,079	3,238	7,317	6,596	721	10.9%
Total Saratoga County	56	56	143,817	119,959	263,776	215,611	48,165	22.3%
Warren County								
Bolton Free Library	3	3	1,712	3,785	5,497	5,311	186	3.5%
Brant Lake/Horicon Free Public Library	3	3	871	1,753	2,624	2,590	34	1.3%
Chester Public Library, Town of	3	3	3,772	5,972	9,744	8,742	1,002	11.5%
Glens Falls/Crandall Public Library	5	5	39,961	38,933	78,894	66,802	12,092	18.1%
Johnsburg Library, Town of	3	3	3,790	5,688	9,478	9,410	68	0.7%
Lake George/Caldwell-Lake George Library	3	3	2,449	2,195	4,644	3,948	696	17.6%
Luzerne/Hadley-Luzerne Public Library	5	5	3,178	2,584	5,762	5,277	485	9.2%
Stony Creek Free Library	2	2	621	2,566	3,187	1,882	1,305	69.3%
Warrensburg/Richards Library	3	3	2,042	2,832	4,874	4,695	179	3.8%
Total Warren County	30	30	58,396	66,308	124,704	108,657	16,047	14.8%
Washington County								
Argyle Free Library	5	5	2,797	1,901	4,698	4,190	508	12.1%
Cambridge Public Library	5	5	5,219	750	5,969	6,281	(312)	-5.0%
Easton Library	5	5	1,063	1,429	2,492	2,625	(133)	-5.1%
Fort Edward Free Library	5	5	317	784	1,101	1,104	(3)	-0.3%
Granville/Pember Library & Museum	5	5	5,598	3,727	9,325	9,191	134	1.5%
Greenwich Free Library	5	5	6,510	3,561	10,071	7,932	2,139	27.0%
Hudson Falls Free Library	5	5	3,125	3,728	6,853	6,336	517	8.2%
Salem/Bancroft Public Library	5	5	3,604	3,380	6,984	6,593	391	5.9%
Whitehall Free Library	5	5	2,612	1,172	3,784	4,131	(347)	-8.4%
Total Washington County	45	45	30,845	20,432	51,277	48,383	2,894	6.0%
Grand Total	146	146	240,207	220,140	460,347	392,674	67,673	17.2%

OPERATIONS: Library Operations

Library	Library Visits	Library Visits per capita	Programs Held	Program Attend.	Registered Borrowers	Hours Open/ week	SQ.FT.	Year of Last Major Renovation/ Addition	In-Library Users of Public PC's	Staff FTE	FTE Hours/ Week
Hamilton County											
Indian Lake Public Library, Town of	38,240	26.00	95	983	1,658	24	3,750	2002	10,188	3.1	24
Inlet Public Library, Town of	9,102	22.42	29	858	908	14	1,500	N/A	5,001	1.3	14
Lake Pleasant Public Library, Town of	12,063	13.77	44	723	1,782	27	1,164	N/A	2,942	1.7	35
Cornelius V. Whitney Long Lake Public Library	16,120	22.39	25	474	1,366	24	3,130	2007	3,780	2.9	35
Raquette Lake Free Library	5,663	42.90	18	649	809	19	1,364	2009	620	1.5	19
Total Hamilton County	81,188	22.52	211	3,687	6,523				22,531	10.4	
Saratoga County											
Ballston Spa Public Library	53,218	9.58	140	1,452	5,650	43	6,660	2008	5,517	3.6	40
Burnt Hills/Ballston Community Public Library	115,000	15.24	543	9,881	6,526	51	11,000	N/A	6,820	11.0	35
Clifton Park-Halfmoon Public Library	483,973	9.68	962	26,793	43,874	70	55,000	2006	67,266	45.7	35
Corinth Free Library	17,758	2.97	142	1,114	2,729	35	3,434	1988	2,328	2.0	35
Galway Public Library	18,457	2.73	375	1,880	2,067	35	1,800	N/A	2,581	2.2	35
Mechanicville District Public Library	109,685	13.00	185	4,090	5,707	43	5,336	N/A	34,000	6.0	35
Round Lake/WRLIS Library/Malta Branch	77,892	5.99	376	2,715	2,462	107	2000/5300	2010	9,056	5.6	40
Saratoga Springs Public Library	511,099	11.19	1,381	24,942	48,082	70	58,000	2009	79,123	58.8	35
Schuylerville Public Library	15,492	12.94	163	2,176	1,783	34	3,120	1995	4,441	2.0	34
Stillwater Free Library	20,148	3.16	200	1,969	1,635	45	2,650	N/A	3,065	2.3	35
Waterford Public Library	31,354	5.18	81	853	3,953	57	3,000	2008	3,783	4.7	35
Total Saratoga County	1,454,076	9.29	4,548	77,865	124,468			2009	217,980	143.9	
Warren County											
Bolton Free Library	31,005	14.65	120	2,736	2,443	40	3,600	2001	15,300	2.0	40
Brant Lake/Horicon Free Public Library	2,828	1.91	17	813	645	20	1,800	N/A	701	1.1	20
Chester Public Library, Town of	17,900	4.95	120	2,127	2,099	31	3,500	2001	3,075	1.8	40
Glens Falls/Crandall Public Library	460,722	8.59	1,284	38,726	49,184	65	52,500	2008	127,081	42.0	35
Johnsburg Library, Town of	29,680	12.11	80	1,210	1,981	24	4,000	1999	5,678	1.8	32
Lake George/Caldwell-Lake George Library	10,902	3.05	33	330	1,182	41	2,105	1971	1,949	1.9	34
Luzerne/Hadley-Luzerne Public Library	20,371	6.33	124	1,954	1,907	39	4,000	1999	4,753	2.2	32
Stony Creek Free Library	3,559	4.79	37	626	343	20	1,680	1994	1,089	1.5	20
Warrensburg/Richards Library	11,202	2.05	70	4,643	1,858	37	4,530	1974	5,772	2.0	37
Total Warren County	588,169	7.71	1,885	53,165	61,642				165,398	56.4	
Washington County											
Argyle Free Library	7,700	2.09	7	456	946	25	2,185	1995	1,927	1.2	25
Cambridge Public Library	77,000	40.00	96	2,166	2,524	23	4,032	1986	30,420	2.7	40
Easton Library	6,616	2.93	52	1,676	495	20	3,100	1993	724	0.8	40
Fort Edward Free Library	4,037	0.69	31	347	543	29	3,600	1996	629	1.9	29
Granville/Pember Library & Museum	25,012	9.46	121	2,295	3,939	32	3,000	2004	3,767	2.0	35
Greenwich Free Library	40,949	8.36	251	2,633	2,910	47	5,540	2003	16,116	2.1	35
Hudson Falls Free Library	53,475	3.98	40	1,140	2,619	35	3,850	2006	9,925	2.4	35
Salem/Bancroft Public Library	15,000	15.56	109	911	1,458	25	1,776	1976	4,096	1.8	39
Whitehall Free Library	8,600	1.74	8	75	1,700	25	3,488	N/A	1,880	1.3	25
Total Washington County	238,389	5.87	715	11,699	17,134				69,484	16.1	
Grand Total	2,361,822	8.52	7,359	146,416	209,767				475,393	226.8	

Library	Type/Area Chartered to Serve	2000 Census Population Chartered to Serve	Local Funding from Chartered Service Area				Other Local Funding				County Aid	Local Public Funds	
			Town, City or Special	Village	School	Chartered Local Per Capita	Town or City	Village	School	Other		Total	Per capita
Hamilton County													
Indian Lake Public Library, Town of	Public Town	1,471	115,268			78.36					3,176	118,444	80.52
Inlet Public Library, Town of	Public Town	406	18,798			46.30					1,200	19,998	49.26
Lake Pleasant Public Library, Town of	Public Town	876	63,171			72.11					2,767	65,938	75.27
Cornelius V. Whitney Long Lake Public Library	PSD	720				-	34,546				2,457	37,003	51.39
Raquette Lake Free Library	Association School	132			9,000	68.18	20,000				1,200	30,200	228.79
Total Hamilton County		3,605	\$ 197,237	\$ 0	\$9,000	\$ 57.21	\$ 54,546	\$ 0	\$ -	\$ 0	\$ 10,800	\$ 271,583	\$ 75.34
Saratoga County													
Ballston Spa Public Library	Public Village	5,556		65,872		11.86	43,250		50,000			159,122	28.64
Burnt Hills/Ballston Community Public Library	Public Town	7,548	444,939			58.95	46,000					490,939	65.04
Clifton Park-Halfmoon Public Library	PSLD	49,994	3,546,935			70.95						3,546,935	70.95
Corinth Free Library	Association Town	5,985	14,500			2.42		13,500	55,000			83,000	13.87
Galway Public Library	PSD	6,754			101,829	15.08						101,829	15.08
Mechanicville District Public Library	PSD	8,437			287,975	34.13	3,500					291,475	34.55
Round Lake/WRLIS Library/Malta Branch	Association Town	13,005	275,000			21.15		12,000			3,000	290,000	22.30
Saratoga Springs Public Library	PSD	45,663			4,883,899	106.96						4,883,899	106.96
Schuylerville Public Library	Public Village	1,197				-			75,000			75,000	62.66
Stillwater Free Library	Association Other	6,368	127,360			20.00						127,360	20.00
Waterford Public Library	PSD	6,055			236,017	38.98	2,000			360		238,377	39.37
Total Saratoga County		156,562	\$ 4,408,734	\$ 65,872	\$ 5,509,720	\$ 63.77	\$ 94,750	\$ 25,500	\$ 180,000	\$ 360	\$ 3,000	\$ 10,287,936	\$ 65.71
Warren County													
Bolton Free Library	Association Town	2,117	36,000			17.01					1,673	37,673	17.80
Brant Lake/Horicon Free Public Library	Public Town	1,479	21,848			14.77					1,000	22,848	15.45
Chester Public Library, Town Of	Public Town	3,614	62,770			17.37					2,706	65,476	18.12
Glens Falls/Crandall Public Library	PSLD	53,621	3,097,052			57.76					12,000	3,109,052	57.98
Johnsburg Library, Town Of	Public Town	2,450	50,175			20.48					2,921	53,096	21.67
Lake-George/Caldwell-Lake George Library	Association Town	3,578	80,585			22.52					1,000	81,585	22.80
Luzerne/Hadley-Luzerne Public Library	Public Town	3,219	41,271			12.82	17,000		22,654		2,900	83,825	26.04
Stony Creek Free Library	Association Town	743	20,000			26.92			5,000		1,000	26,000	34.99
Warrensburg/Richards Library	Association Other	5,454	25,000			4.58	2,000				1,000	28,000	5.13
Total Warren County		76,275	\$ 3,434,701	\$ 0	\$ 0	\$ 45.03	\$ 19,000	\$ 0	\$ 27,654	\$ 0	\$ 26,200	\$ 3,507,555	\$ 45.99
Washington County													
Argyle Free Library	Association Town	3,688	10,200			2.77		500	30,200			40,900	11.09
Cambridge Public Library	Public Village	1,925	47,934			24.90	4,150		37,250			89,334	46.41
Easton Library	Association Town	2,259	20,000			8.85			19,993			39,993	17.70
Fort Edward Free Library	Association Town	5,892	7,500			1.27		6,000	5,000			18,500	3.14
Granville/Pember Library & Museum	Public Village	2,644	7,500			2.84	4,200		1,500			13,200	4.99
Greenwich Free Library	Association Town	4,896	40,000			8.17		14,000				54,000	11.03
Hudson Falls Free Library	Association School	13,436			21,962	1.63	30,000	21,218				73,180	5.45
Salem/Bancroft Public Library	Public Village	964		12,500		12.97	11,000		19,500			43,000	44.61
Whitehall Free Library	Association School	4,941			15,000	3.04	7,000					22,000	4.45
Total Washington County		40,645	\$ 133,134	\$ 12,500	\$36,962	\$ 4.49	\$ 56,350	\$ 41,718	\$ 113,443	\$ 0	\$ 0	\$ 394,107	\$ 9.70
Grand Total		277,087	\$ 8,173,806	\$ 78,372	\$ 5,555,682	\$ 49.83	\$ 224,646	\$ 67,218	\$ 321,097	\$ 360	\$ 40,000	\$ 14,461,181	\$ 52.19

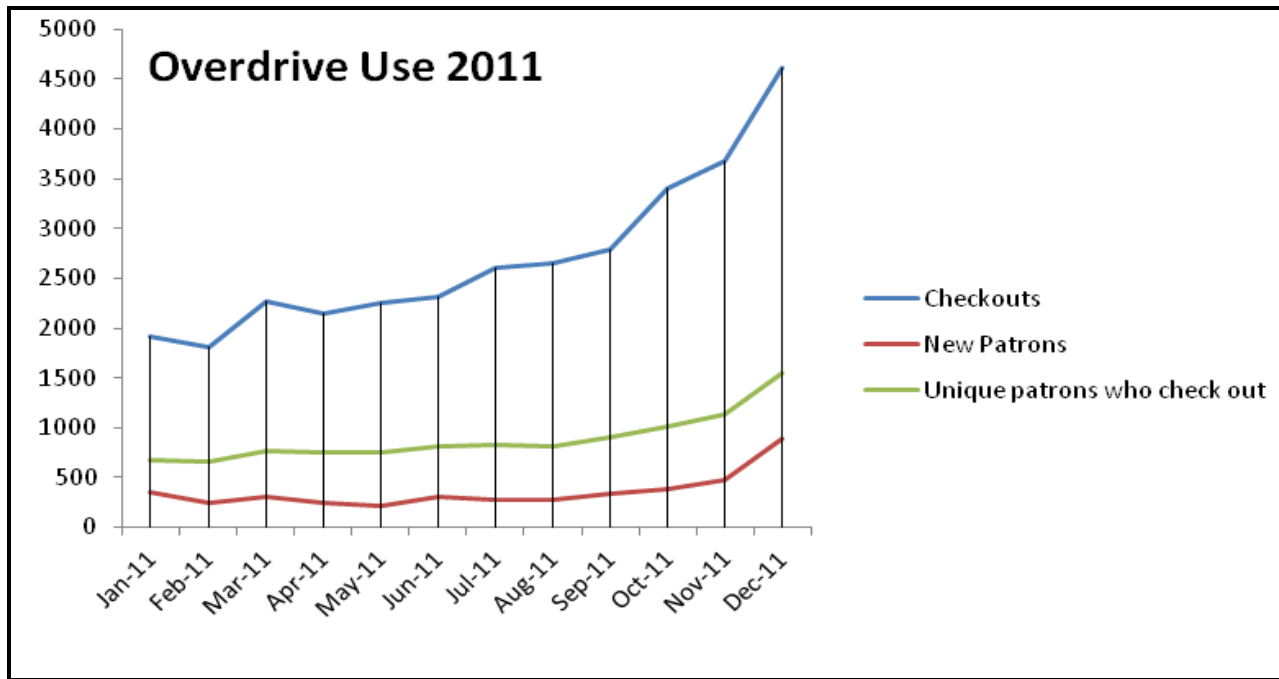
PSLD - Public Special Legislative District PSD - Public School District

FINANCES: Operating Fund Receipts

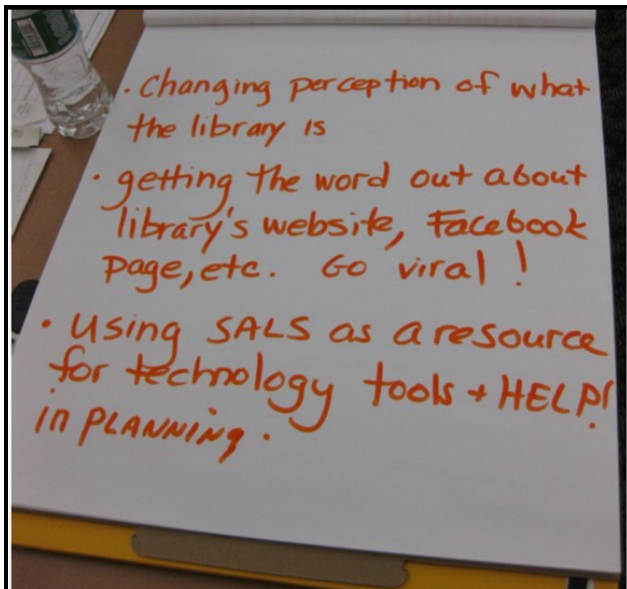
Library	Total Local Public Funds	System Cash Grants to Member Library Designated State & Other Aid		Other State & Federal Aid	Other					Operating Fund Receipts	
		Local Library Services Aid	CLDA, Other State & Other		Gifts & Endow - ments	Fund Raising	Investment Income	Library Charges/ Fines	Other Misc.	Total	Per capita
Hamilton County											
Indian Lake Public Library, Town of	\$ 118,444	\$ 2,414	\$ 336	\$ 0	\$ 380	\$ 0	\$ 101	\$ 531	\$ 348	\$ 122,554	\$ 83.31
Inlet Public Library, Town of	19,998	2,414	0	0	3,000	3,432	0	361	2,975	\$ 32,180	79.26
Lake Pleasant Public Library, Town of	65,938	2,414	133	0	696	0	36	1,916	0	\$ 71,133	81.20
Cornelius V. Whitney Long Lake Public Library	37,003	2,414	194	0	20,975	7,052	0	1,502	0	\$ 69,140	96.03
Raquette Lake Free Library	30,200	2,414	194	0	15,089	3,271	192	221	258	\$ 51,839	392.72
Total Hamilton County	\$ 271,583	\$ 12,070	\$ 857	\$ -	\$ 40,140	\$ 13,755	\$ 329	\$ 4,531	\$ 3,581	\$ 346,846	\$ 96.21
Saratoga County											
Ballston Spa Public Library	\$ 159,122	\$ 2,772	\$ 325	\$ 0	\$ 1,142	\$ 1,406	\$ 410	\$ 7,492	\$ 0	\$ 172,669	\$ 31.08
Burnt Hills/Ballston Community Public Library	490,939	4,030	527	3,132	0	0	397	16,693	0	515,718	68.33
Clifton Park-Halfmoon Public Library	3,546,935	24,944	705	0	39,067	0	10,234	99,099	1,652	3,722,636	74.46
Corinth Free Library	83,000	2,986	442	0	5,634	1,158	1,027	2,550	738	97,535	16.30
Galway Public Library	101,829	1,732	334	1,500	3,159	0	1,515	3,514	11,548	125,131	18.53
Mechanicville District Public Library	291,475	2,163	374	0	4,078	0	608	7,417	5,807	311,922	36.97
Round Lake/WRLIS Library/Malta Branch	290,000	6,489	302	0	20,374	8,791	113	9,655	2,368	338,092	26.00
Saratoga Springs Public Library	4,883,899	22,784	302	213,287	72,810	0	5,024	111,916	39,261	5,349,283	117.15
Schuylerville Public Library	75,000	1,240	514	0	6,795	0	139	3,938	0	87,626	73.20
Stillwater Free Library	127,360	3,178	302	0	2,734	7,513	526	3,961	2,020	147,594	23.18
Waterford Public Library	238,377	3,396	194	7,281	3,510	0	205	10,405	240	263,608	43.54
Total Saratoga County	\$ 10,287,936	\$ 75,714	\$ 4,321	\$ 225,200	\$ 159,303	\$ 18,868	\$ 20,198	\$ 276,640	\$ 63,634	\$ 11,131,814	\$ 71.10
Warren County											
Bolton Free Library	\$ 37,673	\$ 2,414	\$ 483	\$ 0	\$ 30,572	\$ 9,443	\$ 53	\$ 822	\$ 5,000	86,460	\$ 40.84
Brant Lake/Horicon Free Public Library	22,848	2,414	194	0	249	0	54	557	340	26,656	18.02
Chester Public Library, Town of	65,476	2,414	1,308	0	17,998	0	2,923	2,796	0	92,915	25.71
Glens Falls/Crandall Public Library	3,109,052	26,755	170,144	153,248	210,168	42,190	279,451	130,875	10,643	4,132,526	77.07
Johnsburg Library, Town of	53,096	2,414	194	0	8,576	0	99	4,454	0	68,833	28.10
Lake George/Caldwell-Lake George Library	81,585	2,414	330	0	744	5,457	199	2,277	243	93,249	26.06
Luzerne/Hadley-Luzerne Public Library	83,825	2,590	234	0	1,563	6,231	3,903	4,709	2,437	105,492	32.77
Stony Creek Free Library	26,000	2,414	194	0	1,113	6,544	193	79	2,649	39,186	52.74
Warrensburg/Richards Library	28,000	2,722	194	0	3,876	506	0	3,416	0	38,714	7.10
Total Warren County	\$ 3,507,555	\$ 46,551	\$ 173,275	\$ 153,248	\$ 274,859	\$ 70,371	\$ 286,875	\$ 149,985	\$ 21,312	\$ 4,684,031	\$ 61.41
Washington County											
Argyle Free Library	\$ 40,900	\$ 2,414	\$ 194	\$ 0	\$ 1,578	\$ 5,005	\$ 766	\$ 1,851	\$ 2,968	55,676	\$ 15.10
Cambridge Public Library	89,334	2,414	321	0	2,455	0	1,283	2,878	0	98,685	51.26
Easton Library	39,993	2,414	1,136	0	7,078	0	20	438	323	51,402	22.75
Fort Edward Free Library	18,500	2,943	194	0	21,232	0	108	510	2,170	45,657	7.75
Granville/Pember Library & Museum	13,200	1,240	1,234	0	30,072	9,928	3,115	3,863	3,328	65,980	24.95
Greenwich Free Library	54,000	2,444	669	0	7,651	0	41	8,265	16,247	89,317	18.24
Hudson Falls Free Library	73,180	6,704	194	0	3,300	4,204	14,070	3,195	6,587	111,434	8.29
Salem/Bancroft Public Library	43,000	2,414	194	0	4,622	0	140	2,009	90	52,469	54.43
Whitehall Free Library	22,000	2,467	194	0	164,881	3,089	0	99	485	193,215	39.10
Total Washington County	\$ 394,107	\$ 25,454	\$ 4,330	\$ 0	\$ 242,869	\$ 22,226	\$ 19,543	\$ 23,108	\$ 32,198	\$ 763,835	\$ 18.79
Grand Total	\$ 14,461,181	\$ 159,789	\$ 182,783	\$ 378,448	\$ 717,171	\$ 125,220	\$ 326,945	\$ 454,264	\$ 120,725	\$ 16,926,526	\$ 61.09

Library	Salaries & Benefits		Library Materials			All Other Expenses					Total		
						Capital Expense	Building & Maint.	Misc. & Other	Contracts with Libraries/ Systems	All Other Expenses %			
						\$	\$	\$	\$	%			\$
	\$	%	\$	%	\$ per capita	\$	\$	\$	\$	%	\$	\$ per capita	
Hamilton County													
Indian Lake Public Library, Town Of	\$ 103,117	68.10%	\$ 28,080	18.54%	\$ 19.09	\$ 0	\$ 13,216	\$ 2,505	\$ 4,504	13.36%	\$ 151,422	\$ 102.94	
Inlet Public Library, Town Of	12,438	40.11%	6,360	20.51%	15.67	0	8,274	2,759	1,179	39.38%	31,010	76.38	
Lake Pleasant Public Library, Town of	49,839	70.72%	11,195	15.89%	12.78	0	0	6,057	3,380	13.39%	70,471	80.45	
Cornelius V. Whitney Long Lake Public Library	52,819	56.86%	11,421	12.30%	15.86	0	1,667	24,216	2,762	30.84%	92,885	129.01	
Raquette Lake Free Library	18,204	40.95%	9,403	21.15%	71.23	0	5,731	9,465	1,652	37.90%	44,455	336.78	
Total Hamilton County	\$ 236,417	60.58%	\$ 66,459	17.03%	\$ 18.44	\$ -	\$ 28,888	\$ 45,002	\$ 13,477	22.39%	\$ 390,243	\$ 108.25	
Saratoga County													
Ballston Spa Public Library	\$ 130,568	70.13%	\$ 19,464	10.45%	\$ 3.50	\$ 0	\$ 11,310	\$ 14,036	\$ 10,801	19.42%	\$ 186,179	\$ 33.51	
Burnt Hills/Ballston Community Public Library	307,800	60.15%	73,138	14.29%	9.69	7,128	77,822	25,521	20,271	25.55%	511,680	67.79	
Clifton Park-Halfmoon Public Library	2,012,386	67.80%	310,543	10.46%	6.21	0	429,975	108,078	107,345	21.74%	2,968,327	59.37	
Corinth Free Library	65,478	66.39%	8,074	8.19%	1.35	6,122	11,477	3,637	3,844	25.43%	98,632	16.48	
Galway Public Library	76,395	63.26%	8,469	7.01%	1.25	0	9,396	21,366	5,139	29.73%	120,765	17.88	
Mechanicville District Public Library	177,292	58.42%	51,232	16.88%	6.07	0	23,458	40,616	10,886	24.70%	303,484	35.97	
Round Lake/WRLIS Library/Malta Branch	227,539	67.96%	43,697	13.05%	3.36	14,088	7,165	29,729	12,597	18.99%	334,815	25.75	
Saratoga Springs Public Library	3,412,949	70.01%	407,061	8.35%	8.91	34,536	783,209	132,120	105,018	21.64%	4,874,893	106.76	
Schuylerville Public Library	40,957	49.89%	23,204	28.26%	19.39	0	9,971	3,606	4,363	21.85%	82,101	68.59	
Stillwater Free Library	71,398	53.45%	18,261	13.67%	2.87	10,138	10,279	19,207	4,307	32.88%	133,590	20.98	
Waterford Public Library	175,836	59.68%	38,768	13.16%	6.40	32,052	18,321	22,767	6,887	27.16%	294,631	48.66	
Total Saratoga County	\$ 6,698,598	67.60%	\$1,001,911	10.11%	\$ 6.40	\$ 104,064	\$ 1,392,383	\$ 420,683	\$ 291,458	22.29%	\$ 9,909,097	\$ 63.29	
Warren County													
Bolton Free Library	\$ 38,838	52.62%	\$ 12,985	17.59%	\$ 6.13	\$ 2,172	\$ 11,250	\$ 5,400	\$ 3,169	29.79%	\$ 73,814	\$ 34.87	
Brant Lake/Horicon Free Public Library	14,071	55.00%	2,969	11.60%	2.01	0	4,530	2,291	1,724	33.40%	25,585	17.30	
Chester Public Library, Town Of	60,453	68.14%	11,976	13.50%	3.31	0	0	11,154	5,139	18.36%	88,722	24.55	
Glens Falls/Crandall Public Library	2,149,893	67.64%	292,723	9.21%	5.46	0	230,147	420,159	85,513	23.15%	3,178,435	59.28	
Johnsburg Library, Town Of	54,108	76.20%	7,029	9.90%	2.87	0	0	3,673	6,196	13.90%	71,006	28.98	
Lake-George/Caldwell-Lake George Library	48,874	59.72%	6,998	8.55%	1.96	0	11,230	12,168	2,564	31.73%	81,834	22.87	
Luzerne/Hadley-Luzerne Public Library	56,200	57.30%	5,821	5.93%	1.81	10,667	18,107	3,485	3,808	36.77%	98,088	30.47	
Stony Creek Free Library	18,174	50.43%	5,477	15.20%	7.37	841	7,728	1,734	2,083	34.37%	36,037	48.50	
Warrensburg/Richards Library	49,231	64.15%	3,248	4.23%	0.60	0	18,626	2,778	2,857	31.61%	76,740	14.07	
Total Warren County	\$ 2,489,842	66.75%	\$ 349,226	9.36%	\$ 4.58	\$ 13,680	\$ 301,618	\$ 462,842	\$ 113,053	23.89%	\$ 3,730,261	\$ 48.91	
Washington County													
Argyle Free Library	\$ 19,004	23.88%	\$ 8,285	10.41%	\$ 2.25	\$ 0	\$ 42,688	\$ 6,847	\$ 2,759	65.71%	\$ 79,583	\$ 21.58	
Cambridge Public Library	36,441	51.90%	13,874	19.76%	7.21	1,426	11,873	2,330	4,276	28.35%	70,220	36.48	
Easton Library	17,625	44.93%	4,586	11.69%	2.03	1,540	7,662	5,749	2,062	43.37%	39,224	17.36	
Fort Edward Free Library	24,693	45.81%	6,589	12.22%	1.12	0	10,266	10,490	1,860	41.96%	53,898	9.15	
Granville/Pember Library & Museum	39,352	59.68%	9,450	14.33%	3.57	0	2,903	9,859	4,377	25.99%	65,941	24.94	
Greenwich Free Library	72,686	46.37%	14,748	9.41%	3.01	0	33,445	27,961	7,899	44.22%	156,739	32.01	
Hudson Falls Free Library	72,748	63.56%	15,544	13.58%	1.16	0	13,157	6,896	6,111	22.86%	114,456	8.52	
Salem/Bancroft Public Library	30,098	60.16%	12,075	24.13%	12.53	0	0	4,259	3,602	15.71%	50,034	51.90	
Whitehall Free Library	18,690	66.88%	2,937	10.51%	0.59	0	0	4,085	2,234	22.61%	27,946	5.66	
Total Washington County	\$ 331,337	50.35%	\$ 88,088	13.39%	\$ 2.17	\$ 2,966	\$ 121,994	\$ 78,476	\$ 35,180	36.26%	\$ 658,041	\$ 16.19	
Grand Total	\$9,756,194	66.42%	\$1,505,684	10.25%	\$ 5.43	\$ 120,710	\$ 1,844,883	\$ 1,007,003	\$ 453,168	23.32%	\$ 14,687,642	\$ 53.01	

Consulting and Continuing Ed.	Sessions	Participants
Baker and Taylor CATS Collection Development	1	8
Customer Service w/ Joan Frye-Williams & George Needham	3	234
eBooks: A Nuts and Bolts Approach	1	49
eBooks the New Normal	1	15
Polaris 4.0 Walkthrough	6	30
Summer Reading Workshop	1	20
Technology Planning w/ Carson Block	1	66
Teen Behavior in the Library w/ Beth Gallaway	1	37
Technology Training	12	96
Polaris Training	7	15
Central Library Meeting	1	12
Legislative Day in Albany	1	13
Visits to Member Library Boards	18	144
Sustainable Funding and Planning	8	83
Corrections Meeting	1	5
Outreach Meetings	2	6
Totals	65	833



*A unique patron is a singular library card number; the patron is counted once, even if they have checked out more than one book or audiobook.



65% of SALS libraries have a Facebook Page



8 SALS libraries Tweet



88 % of SALS libraries have a library website



100% of SALS libraries offer eBooks

SALS Designated Funds**Local Library Support Aid (LLSA)**

\$.31 per capita or \$1,500, whichever is greater. In 2011 this grant was cut 21.45% 2010 and 2011 LLSA was paid and distributed in 2011. Total \$165,820
SALS Source: New York State categorical aid.

County Aid

County Aid is a SALS pass-through disbursement. It was calculated for 2011 grants as follows:

Hamilton: Minimum \$1,200, balance based on circulation. Total \$12,000.

Saratoga: Purchased OverDrive – downloadable e-content for Saratoga County Member Libraries. \$3,000 distributed to WRLIS Library. Total \$34,000.

Warren: \$12,000 to Crandall, minimum \$1,000, balance based on Polaris annual report circulation. Total \$25,000.

Source: Each county. 2011 total for three counties: \$71,000

Construction

State aid for library construction and renovation was awarded to: Saratoga Springs, \$234,903; SALS, \$10,725; Stillwater, \$10,688; Waterford, \$8,901; Glens Falls, \$9,675; Warrensburg, \$32,475 under the \$14 million Public Library Construction Grant Program. The ranking process and recommendation for funding amounts are determined by law, Education Commissioner's Regulation, and criteria developed by SALS' Board of Trustees as approved by the NYS Education Department. Source: NYS categorical aid.

County Youth Grants

Awards to enhance library services for youth through programming.
Source: Saratoga County Youth Bureau. Amount disbursed: \$1,193

Federal Library Services and Technology Act (LSTA) Grants (FY2010-2012)

Continuing Education for Library Managers (\$11,400 in 2011) This project was to provide a series of Continuing Education workshops designed for library staff and trustees. The objective of the workshops was to give the attendees the skills and knowledge needed in order to best work with the many diverse groups of people who are using their libraries daily. The workshops covered the topics of teen library behavior, customer service and senior services. The *Teen Library Behavior 101* workshop was presented by Beth Gallaway on March 16, 2011. *Fresh Practices for the Community Focused Library* was presented by George Needham and Joan Frye-Williams on May 16 & 17, 2011. Allan Kleiman presented *Serving Older Adults with Panache* on February 6, 2011. A total of 289 people attended the programs.

Summer Reading Program (\$6,000 in 2011)

This program provides libraries a grant for programs and materials to support their Summer Reading Programs.

SALS Undesignated State Aid**Consultant for Member Library Rebranding - \$12,500****PLA Scholarship**

For costs to register one attendee to annual conference for 2012. Amount disbursed: \$2,410

General Fund & Acquires

Balance, December 31, 2010		\$ 2,011,597
Receipts:		
State Aid	1,722,413	
Income from Investments	20,592	
Federal LSTA Title I	22,200	
State Grant - Construction	10,725	
County Aid for Member Libraries	71,000	
Reimbursement of Prior Year Expenses - General Fund	9,986	
Reimbursement of Materials Member Libraries - Acquires	82,180	
Miscellaneous	11,872	
Transfers from Acquires	20,000	
	<u>1,970,968</u>	<u>3,982,565</u>

Disbursements:

Automation, Summer Reading, Library Rebranding & Other	\$ 246,590	
Delivery Service	166,552	
County Aid for Member Libraries	40,000	
Central Library Development Aid - Crandall Public Library	170,144	
Books, E-content & Other Library Materials	95,675	
Salaries for Personnel	422,152	
Employee and Retiree Benefits	312,774	
Operation and Maintenance of Building	49,758	
Operation and Maintenance of Vehicles	1,146	
Equipment Purchased	21,521	
Travel - Staff and Board	15,508	
Other Operating Expenses	39,807	
Acquires Expenses	29,284	
	<u>1,610,911</u>	

Balance, December 31, 2011 \$ 2,371,654

Reconciliation of Ending Balance:

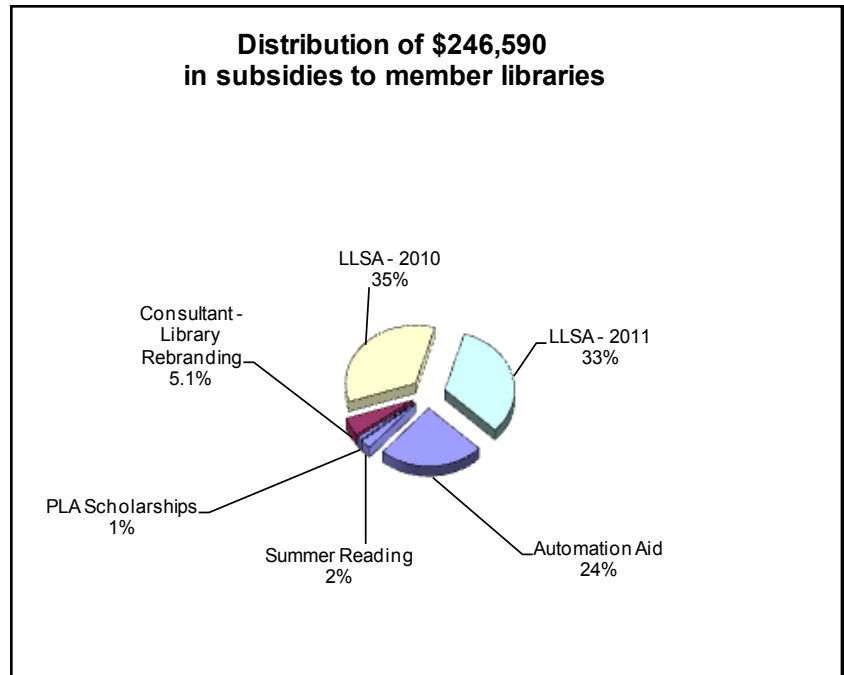
N.O.W. Checking Accounts	\$ 263,427
Money Market Savings and Certificates of Deposit	<u>2,108,227</u>
Total Cash and Investments	<u><u>\$ 2,371,654</u></u>

Trust and Agency Fund

Balance, December 31, 2010	\$ 4,964
Receipts: Transfers from General Fund	<u>1,035,352</u>
	1,040,316
Less: Disbursements	<u>1,036,931</u>
Balance, December 31, 2011	<u><u>\$ 3,385</u></u>

Capital Fund

Balance, December 31, 2010	\$ 87,314
Receipts: Interest Income	<u>-</u>
	87,314
Transfer to General Fund	<u>-</u>
Balance, December 31, 2011	<u><u>\$ 87,314</u></u>



SALS SERVICES: Central Library Report to Member Libraries at SALS' Annual Meeting

2011 was Crandall Public Library's 53rd year as Central Library to the Southern Adirondack Library System. In keeping with Crandall's culture of continuous assessment and improvement, we drafted a revitalized Central Library Plan of Service for 2012 -2016 in 2011. It is available on the SALS website and on the Crandall Public Library website under **About the Library—Governance—Central Library Plan of Service 2012-2016**. Central Library programs and services continued to expand in 2011 despite reductions in state aid i.e. Central Library Development Aid (CLDA) and Central Book Aid (CBA). Highlights for the year include:

- The Central Library Interlibrary Loan program loaned 38,933 items to member libraries which averages out to 115 items loaned for every day Crandall was open!
- CLDA funds are for the improvement of the Central Library's function as a major reference, information, inter-library loan and electronic resource in the system. With CBA funds, Crandall Public Library continued to purchase print non-fiction books, digital materials, both audio and e-books and a portion of the OverDrive™ "virtual branch" database. In 2011, 21,749 electronic materials were checked out, a 26.17% increase over 2010 checkouts.
- Crandall continued to add in-depth adult, non-fiction collections to supplement services to the 31.56% Crandall cardholders who are Central Library customers. Central Library staff shared their expertise with member library staff and provided training in special collections and resources such as health, self-check technology, employment preparation, and genealogy.

Continuing in 2011, Southern Adirondack Library System libraries and customers had access to job skills and job readiness training through Crandall's Public Computer Center funded through the New York State Library grant from the Federal American Reinvestment and Recovery Act (ARRA) Broadband Technology Opportunities Program (BTOP).

One Central Library customer stated:

I walk out of every class feeling more and more confident in my computer skills. This is exactly what I need- I am continuing to take more classes as they become available.

I wish to express my sincerest thanks to the Southern Adirondack Library System, its Board of Trustees, Director, Sara Dallas and staff. With their continued guidance and support, we were able to achieve and exceed our goals. We also extend our appreciation to the trustees of SALS and Crandall Public Library who annually review and approve the Central Library Plan of Service. Implementation of the Central Library Plan of Service would also not be possible without the dedication of Crandall staff, and the 34 member libraries that use the services of the Central Library.

—Christine McDonald, Director
Crandall Public Library

About Libraries Today

- In the information age, libraries are the only institutions that have the interest, culture and expertise to serve citizens by delivering expert and impartial access to information. Taxpayers across the nation agree: libraries are worth it. — Carson Block
- Libraries are also a place where people are free to learn, to gather, and to share. For these reasons, I believe libraries are vital to a healthy society. — Carson Block
- The greatest danger in times of turbulence is not the turbulence; it is to act with yesterday's logic. — Peter Drucker
- Libraries have lived throughout history in a world of information scarcity, and now must learn how to function and thrive in a world of information abundance. — George Needham

During 2011, we fulfilled our mission to improve and expand library services through the dedicated work of the Board of Trustees, SALS staff and our Central Library, Crandall Public Library in Glens Falls.

Administration

Nancy Bowen
Sara Dallas
Jill Martz
Bill Rougier
Sharon Shyne

Consultants

Jennifer Ferriss
Jill Ryder

Joint Automation Staff

Laura Baker
Mary Hanley
Michele Largeteau
Christopher Mundell
Diane Robinson
Jason Thomson

Resource Sharing

Cindy Mirra

SALS Board of Trustees

Arnie Elman, President
Cheryl M. Gold, Vice President
Julia S. Helms, Secretary
Judy Hoover
Jordan Hornstein
Robert W. Jeffords, Treasurer
Paul K. Mays
Karen McComb
James C. Mosher
Dale Nemer
Sandi Payne
John Plantier

SALS Member Libraries

Hamilton County

Town of Indian Lake Public Library	648-5444
Town of Inlet Public Library	(315) 357-6494
Town of Lake Pleasant Public Library	548-4411
Cornelius Vanderbilt Whitney Long Lake Library	624-3825
Raquette Lake Free Library	(315) 354-4005

Saratoga County

Ballston Spa Public Library	885-5022
Burnt Hills, Town of Ballston Community Library	399-8174
Clifton Park - Halfmoon Public Library	371-8622
Corinth Free Library	654-6913
Galway Public Library	882-6385
Mechanicville District Public Library	664-4646
Round Lake Library	899-2285
Round Lake Library—Malta Branch	682-2495
Saratoga Springs Public Library	584-7860
Schuylerville Public Library	695-6641
Stillwater Free Library	664-6255
Waterford Public Library	237-0891

Warren County

Bolton Free Library	644-2233
Brant Lake, Horicon Free Public Library	494-4189
Town of Chester Public Library	494-5384
■ Glens Falls, Crandall Public Library	792-6508
Lake George, Caldwell-Lake George Library	668-2528
Luzerne, Hadley-Luzerne Public Library	696-3423
North Creek, Town of Johnsbury Library	251-4343
Stony Creek Free Library	696-5911
Warrensburg, Richards Library	623-3011

Washington County

Argyle Free Library	638-8911
Cambridge Public Library	677-2443
Easton Library	692-2253
Fort Edward Free Library	747-6743
Granville, Pember Library & Museum	642-2525
Greenwich Free Library	692-7157
Hudson Falls Free Library	747-6406
Salem, Bancroft Public Library	854-7463
Whitehall Free Library	499-1366

- Central Reference Library