

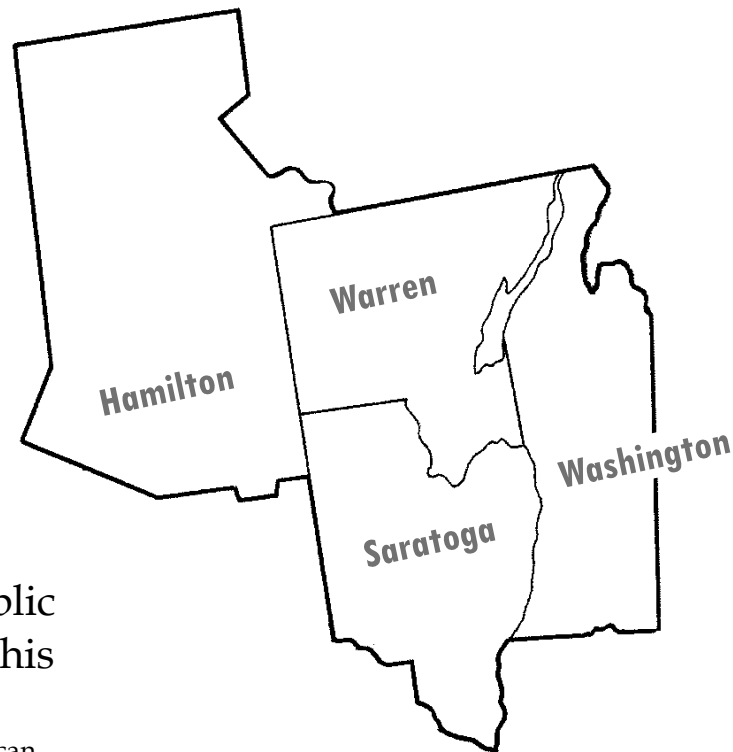
2009 Statistical Summary



SOUTHERN ADIRONDACK
LIBRARY SYSTEM

Southern Adirondack Library System
22 Whitney Place
Saratoga Springs, NY 12866

Phone: 518-584-7300
FAX: 518-587-5589
www.sals.edu



“77 million people used a public library to access the internet this past year”

— Opportunity for All: How the American
Public Benefits from Internet Access @ U.S.
Libraries 2009

SALS Plan of Service 2007-2011

We have completed year 3 of the cooperatively developed SALS System Plan of Service. The Plan was developed using data collected from the member libraries. The SALS 2010 budget was developed based upon the System Plan of Service.

The four service priorities chosen by our membership, regardless of library size and budget are:

- POLARIS
- Delivery and Interlibrary Loan
- Acquisitions, Cataloging and Processing
- Consulting and Continuing Education

In June of 2010, member library staff and trustees were asked to complete a system use and satisfaction survey. The survey will help us measure, evaluate and allocate system resources for FY 2011.

SALS will be most effective when it focuses its resources on meeting its memberships' most important needs.

I want to thank the SALS Board of Trustees, the SALS staff, and the membership for helping us define and improve our services to our community.

—Sara Dallas, Director

TABLE OF CONTENTS

Taking Stock

| | |
|---|----------|
| Statistical Benchmarks & Book Prices | 4 |
| 2009 Trustee Awards | 5 |
| 2009 Program Awards | 6 |
| Regulation 90.2: NYS Minimum Standards | 7 |
| Regulation 90.8: Library Director | 7 |
| Types of Libraries | 8 |
| Local Votes How to | 9 |
| Member Library Director/Library Manager Salaries by Budget | 9 |

Operations

| | |
|--|-----------|
| 2008/2009 Circulation Data | 10 |
| Type/Area Chartered to serve | |
| 2000 census pop. of chartered area | |
| 2008/2009 circulation +/- | |
| 2008/2009 circulation per capita +/- % | |
| Cataloged Holdings | 11 |
| Adult & YA Print Materials—% of holdings | |
| Juvenile Print Materials—% of holdings | |
| Non Print/AV—% of holdings | |
| Other Print & Electronic—% of holdings | |
| Total Holdings | |
| 2009 Holdings per capita | |

| | |
|---|-----------|
| Interlibrary Loan Resource Sharing | 12 |
| Deliveries per Week 2008/2009 | |
| 2009 Borrowed Loaned Total Activity | |
| 2008 Total Activity | |
| Total Activity change +/- % Change | |
| Library Operations | 13 |
| Library Visits Visits per capita | |
| Programs Held Program Attendance | |
| Hours Open/Week | |
| Square Feet | |
| Year of Last Major Renovation/Addition | |
| Public PCs with Internet | |
| In House Use of Public PCs | |
| Staff FTE | |
| FTE Hours/Week | |

Finances

| | |
|--|-----------|
| Local Public Funds | 14 |
| Local Funding from Chartered Area | |
| Chartered Local Funds per capita | |
| Other Local Funding | |
| County Aid | |
| Local Public Funds—Total \$ per capita | |
| Operating Fund Receipts..... | 15 |
| Total Local Public Funds | |
| System Cash Grants | |
| Other State & Federal Aid | |
| Other | |
| Operating Fund Receipts | |
| Total Receipts per capita | |

| | |
|--|-----------|
| Operating Fund Expenditures | 16 |
| Salaries & Benefits—% of Total | |
| Library Materials—% of Total \$ per capita | |
| Capital Expense | |
| Building Expense | |
| Misc. & Other | |
| Contracts with Libraries/Systems | |
| All Other Expenses—% | |
| Total Expenditures \$ per capita | |

SALS Services

| | |
|---|-----------|
| Consulting Continuing Ed. Growth of Interlibrary Loan | 17 |
| Explanation of SALS Grants | 18 |
| System Statistics..... | 19 |
| Materials Processed | |
| Continuing Ed. and Mileage | |
| CPLA Grant | |
| Summer Reading Program | |
| SALS Treasurer's Report Distribution of Subsidies to Members | 20 |
| Central Library Report..... | 21 |
| About Libraries Today | 22 |
| Staff & Trustees | 23 |

The statistics in this booklet were supplied by Member Libraries in their 2009 Annual Reports.

| Averages | National | New York State ³ | SALS Members | Your Library |
|--|--|---|--|--------------|
| Circulation per capita | 9.25 ¹ | 8.21 | 11.81 | (p.10) |
| Library materials holdings per capita | — | 6.50 | 5.24 | (p. 11) |
| Average Public PCs with Internet per library | — | — | 8.70 | (p. 13) |
| Per capita support (income) local public funding | \$43.73 ¹ | \$49.34 | \$49.63 | (p. 14) |
| Per capita operating expenses | — | \$61.46 | \$48.91 | (p. 16) |
| Per capita expenses for library materials | \$5.34 ¹ | \$6.58 | \$5.24 | (p. 16) |
| Budget distribution | 60% for paid staff; 12.5% for materials ¹ | 67% for paid staff; 11% for materials | 68% for paid staff; 11% for library materials | (p. 16) |
| Salaries | \$42,361 ² (Average starting salary for a new MLS in a public library) | NYLA suggests that the starting salary for library staff be comparable to people with similar education and responsibilities working in the same community. | See page 9 of this Statistical Summary: Member Library Director/Library Manager Salaries by Budget | |

¹Library Journal, January 2009, p 32-34— 2008 data

²Library Journal, October 14, 2008, p. 30— 2007 data

³ 2008 Annual Report for Public and Association Libraries and the 2008 Annual Report for Public Library Systems

| Average Book Prices 2009 School Library Journal, March 2010 | |
|--|-----------|
| Adult Fiction | |
| Hardcover | \$28.09 |
| Trade Paperback | \$16.10 |
| Adult Nonfiction | |
| Hardcover | \$26.12 |
| Trade paperback | \$21.01 |
| Mass Market Paperback | .. \$8.70 |

Library Trustees of the Year

2009 Awards, Presented on May 17, 2010 by the Southern
Adirondack Library System at its 52nd Annual Meeting

Honoring Outstanding Service to a Member Library

- 2009 Sandra Debus, Round Lake Library
Michael Marchese, Waterford Public Library
- 2008 Richard "Dick" Merrill, Crandall Public Library
Thomas Mellon, Stillwater Free Library
- 2007 Cynthia Fosberry, Hadley-Luzerne Public Library
Joseph E. Matrianni, Bolton Free Library
- 2006 No award
- 2005 Christene Thurston, Clifton Park-Halfmoon Public Library
Robert Bartholomew, Town of Chester Public Library
- 2004 Claire Haizlip, Stillwater Free Library
Ken Bollerud, Saratoga Springs Public Library
- 2003 Bill Boyd, Greenwich Free Library
George Sengenberger, Town of Lake Pleasant Public Library

Library Programs of the Year

2009 Awards, Presented on May 17, 2010 by the Southern Adirondack Library System at its 52nd Annual Meeting

Crandall Public Library for *The Reduced Shakespeare Company—Even Further Abridged*: The program was a dramatic production by the Crandall Public Library teen group. The teens produced a highly creative, fully staged production of a farce which summarized all of Shakespeare's work. This project helped teens develop research skills, an in-depth knowledge of Shakespeare, teambuilding, professional theater skills, develop a greater sense of community involvement and an increased awareness of the new Teen Center and the library services available. New community partnerships were forged, the teen population in the community was cast in a more positive light, and relationships between library staff and teens were formed and improved.

Galway Public Library for *Story Sculptures*: This program was a series of drawing, writing, and painting workshops inspired by local history. Youths under the age of 18 were encouraged to work together in a series of library workshops and public events to create 26 free standing wood sculptures to answer "Who Visits and Drinks from the Galway Cast Iron Watering Trough?" Youths listened to local historians Tom Cwialka and Ray Davis discuss the trough's history, illustrated their ideas, transferred their drawings to plywood, and painted their sculptures. At an "artists reception", the youths were available to share their art and experiences, and enhanced the overall community pride. Local artist Benno Kollegger also assisted the youths in the project.

Previous winners

- 2008 **Mechanicville Public Library for *Mechanicville Loser's Challenge***
 Corinth Free Library for *Living on the Edge*

- 2007 **Greenwich Free Library for *Only the Message Mattered***
 Saratoga Springs Public Library for *Strengthening Families*

- 2006 **Easton Library for *Irish Voices***
 Long Lake Library for *Vintage Aprons Exhibit*

- 2005 **Galway Public Library for *Story Quilt***
 Town of Chester Public Library for *History Alive*

- 2004 **Easton Library for *Honor the Ladies***
 Crandall Public Library for *Robert Sabuda, Pop-Up Artist*

- 2003 **Easton Library for *Easton Reads***
 Greenwich Free Library for *Black History Weekend*

TAKING STOCK: Minimum Standards

Regulations of the Commissioner of Education

Regulation 90.2: Standards for Registration of Public, Free Association and Indian Libraries

(a) A public, free association or Indian library will be registered if it meets the following standards satisfactory to the commissioner:

- (1) is governed by written bylaws which outline the responsibilities and procedures of the library board of trustees;
- (2) has a board-approved, written long-range plan of service;
- (3) presents an annual report to the community on the library's progress in meeting its goals and objectives;
- (4) has board-approved written policies for the operation of the library;
- (5) presents annually to appropriate funding agencies a written budget which would enable the library to meet or exceed these standards and to carry out its long-range plan of service;
- (6) periodically evaluates the effectiveness of the library's collection and services in meeting community needs;
- (7) is open the following scheduled hours (*see chart*)
- (8) maintains a facility to meet community needs, including adequate space, lighting, shelving, seating, and restroom;
- (9) has a telephone, photocopier, microcomputer, printer, telefacsimile machine and other equipment necessary to facilitate access to information;
- (10) distributes printed information listing the library's hours open, borrowing rules, services, location and phone number.
- (11) employs a paid director in accordance with the provisions of Section 90.8 of this Part (*see chart*)

(b) Any public, free association or Indian library registered by the department at the time this section takes effect shall be required to meet the standards for registration in subdivision (a) of this section on the following schedule:

(1) meet the standards of paragraphs (1) through (5) and (10) of subdivision (a) of this section on or before January 1, 1995.

(2) meet the standards of paragraph (6) of subdivision (a) of this section on or before January 1, 1997.

(3) meet the standards of paragraphs (7), (8), (9) and (11) of subdivision (a) of this section on or before January 1, 1999.

(c) **Variances.** If circumstances over which any public, free association or Indian library has no control prevent it from meeting one or more of the standards of service set forward in subdivision (a) of this section, such library may apply for a variance for such standard(s). The application for such variance shall be submitted for such library by the public library system of which such library is a member, in a form prescribed by the commissioner. No variance granted pursuant to this subdivision shall be deemed to relieve a public, free association or Indian library of any obligation imposed by any other provision of federal or state law.

Regulation 90.2: Scheduled Hours

Regulation 90.8: Standards for Library Director

| Population | Minimum weekly hours open | Library Director |
|-------------------|---------------------------|--|
| Up to 500 | 12 | |
| 500-2,499 | 20 | |
| 2,500-4,999 | 25 | 2 years/Associate degree |
| 5,000,7,499 | 35 | 4 years/BA degree |
| 7,500 –14,999 | 35 | MLS/Professional Certificate or Certificate of Qualification |
| 15,000-24,999 | 40 | |
| 25,000-99,999 | 55 | |
| 100,000 and above | 60 | |

| | ASSOCIATION LIBRARIES | PUBLIC LIBRARIES | | |
|-----------------------|---|---|--|---|
| | | Municipal Public Library | School District Public Library | Special District Public Library |
| HOW ESTABLISHED | By vote of association members or as trustees operating under a will or deed of trust. | By vote of county, city, town or village board; or by petition and referendum. | By vote of school district voters. | By special act of State legislature and vote of special district voters.* |
| CHARTER | Regents incorporate by charter. | Regents incorporate by charter. | Regents incorporate by charter. | Regents incorporate by charter. |
| REGISTRATION | Education Department registers. Must meet minimum standards in order to receive public funds. | Education Department registers. Must meet minimum standards in order to receive public funds. | Education Department registers. Must meet minimum standards in order to receive public funds. | Education Department registers. Must meet minimum standards in order to receive public funds. |
| TAX FUNDS | May receive appropriation from units of government. Also tax levy by vote of municipal or school district voters. Library should sign contract with appropriating unit. May petition municipal and/or school district tax payers for funds. | Budget approved by county, city, town, or village board. Also tax levy by vote of municipal or school district voters. May petition municipal and/or school district tax payers for funds. | Budget approved by school district voters. May also petition for a tax levy from municipalities. | Budget approved by district voters. May also petition for a tax levy from municipalities, unless enactment legislation specifies otherwise. |
| BONDING AUTHORITY | Not permitted. Requires a special act of legislation through Dormitory Authority of the State of New York (DASNY) | Municipal government may bond if it owns the library building | School district may bond if it owns the library building | A municipality may bond on behalf of district if legislation allows.* |
| BOARD OF TRUSTEES | Number: 5-25. Elected by association members. Term of office: set by charter. Responsible to association membership and to Regents. Residential requirements may be established in bylaws. | Number: 5-15. Approved by municipal governing board; term of office: three or five years if established after 1921.** Responsible to municipal government, public, and Regents. Must be residents of municipality (except village library). | Number: 5-15. Elected by school district voters. Term of office: three or five years (if established after 1921).** Responsible to school district voters and Regents. Must be residents of school district. | Number: determined by enabling legislation. Elected by residents of special district. Term of office: five years or as defined by legislation. Responsible to special district voters and Regents. Residency requirements determined by enabling legislation. |
| COMMUNITY INVOLVEMENT | Public can join association and may vote for trustees. | Public "owns" library; votes for elected officials who are sympathetic to library needs. | Public "owns" library and votes directly for trustees and budget. | Public "owns" library and votes directly for trustees and budget. |
| RETIREMENT BENEFITS | May purchase retirement benefits from private vendor. Some may be in State Retirement System if specified in statute. | State Retirement System benefits through municipality. | State Retirement System benefits through school district or independently. | State Retirement System benefits if library district opts to participate. |
| CIVIL SERVICE | Employees not covered by Civil Service. | Employees subject to Civil Service Law. | Employees subject to Civil Service Law. | Employees subject to Civil Service Law. |

* Special library districts are created by act of the New York State Legislature. Each one is different and reflects the particular needs and situation of that district. There is no comprehensive legal definition of a special library district.

** Became effective January 1, 1999.

Stable, sufficient funding provides the security for a library’s operating budget.

| Library | Budget Vote Held By | Budget Vote Type | Voters live in | Budget Vote \$ Amount | Date Held |
|--------------------------------------|---|------------------------------|------------------|-----------------------|------------|
| Argyle Free Library | Argyle Central School District | School District referendum | School District | \$ 31,100 | 5/19/2009 |
| Ballston Spa Public Library | Ballston Spa Central School District | School District referendum | School District | 45,000 | 5/19/2009 |
| Bancroft Public Library | Salem Central School | School District referendum | School District | 17,000 | 5/19/2009 |
| Cambridge Public Library | Cambridge Central School | School District referendum | School District | 34,000 | 5/19/2009 |
| Clifton Park-Halfmoon Public Library | Clifton Park-Halfmoon Public Library | Special Legislative District | Special District | 3,595,106 | 9/11/2008 |
| Corinth Free Library | Corinth Central School | School District referendum | School District | 55,000 | 5/19/2009 |
| Galway Public Library | Galway Central School District | School District referendum | School District | 94,700 | 06/02/2009 |
| Crandall Public Library | Glens Falls | Special Legislative District | City | 4,003,767 | 11/04/2008 |
| Crandall Public Library | Queensbury | Special Legislative District | Town | 4,003,767 | 11/04/2008 |
| Crandall Public Library | Moreau | Special Legislative District | Town | 4,003,767 | 11/04/2008 |
| Raquette Lake Free Library | Raquette Lake Union Free School | School District referendum | School District | 9,000 | 05/19/2009 |
| Saratoga Springs Public Library | Saratoga Springs Public Library | School District referendum | School District | 5,106,000 | 04/17/2008 |
| Waterford Public Library | Waterford Halfmoon Union Free School District | School District referendum | School District | 228,682 | 6/10/2009 |
| Whitehall Free Library | Whitehall Central School District | School District referendum | School District | 15,000 | 5/19/2009 |

Resources - How to go about it in *Creating Public Library Districts in New York State, a "how-to" guide.*

Developed by Panz Library Consulting, under a contract with New York State Library Development.

<http://www.nysl.nysed.gov/libdev/libs/pldtools/index.html>

Member Library Director/Library Manager Salaries by Budget

| Job Title | Budget | Number of Cases | Average | 50th Percentile ¹ | 25th Percentile ² | 75th Percentile ³ |
|-------------------|------------------|-----------------|---------|------------------------------|------------------------------|------------------------------|
| Director with MLS | ALL | 11 | 56,730 | 40,000 | 32,760 | 49,044 |
| | \$100K-200,000 | 4 | 36,127 | | | |
| | \$201K-\$999,999 | 4 | 46,280 | | | |
| | >\$1M | 3 | 98,136 | | | |
| Library Manager | ALL | 23 | 22,649 | 23,218 | 18,919 | 27,136 |
| | \$24K-\$39,999 | 3 | 20,000 | | | |
| | \$40K-\$69,999 | 8 | 18,143 | | | |
| | \$70K-\$89,999 | 8 | 24,641 | | | |
| | \$90K-\$110,000 | 4 | 28,535 | | | |

Based on reported salaries on 2009 annual report converted to hourly rates and a standardized work week of 35 hours.

¹ 50% earn a salary equal to or less than

² 25% earn a salary equal to or less than

³ 75% earn a salary equal to or less than

OPERATIONS: Comparative Circulation Data

| Library | Type/Area Chartered to Serve | 2000 Census Population | Circulation | | | Circulation per capita | | 2009/2008 + or - % | |
|--|------------------------------|------------------------|------------------|------------------|------------------|------------------------|--------------|--------------------|--------|
| | | | 2008 | 2009 | + or - | 2008 | 2009 | | |
| Hamilton County | | | | | | | | | |
| Indian Lake Public Library, Town of | Public Town | 1,471 | 19,805 | 21,457 | 1,652 | 13.46 | 14.59 | 8.34% | |
| Inlet Public Library, Town of | Public Town | 406 | 5,393 | 4,843 | (550) | 13.28 | 11.93 | -10.20% | |
| Lake Pleasant Public Library, Town of | Public Town | 876 | 16,067 | 18,309 | 2,242 | 18.34 | 20.90 | 13.95% | |
| Cornelius Vanderbilt Whitney Long Lake Library | Public Town | 852 | 19,256 | 18,545 | (711) | 22.60 | 21.77 | -3.69% | |
| Raquette Lake Free Library | Association School District | 132 | 10,205 | 9,917 | (288) | 77.31 | 75.13 | -2.82% | |
| Total Hamilton County | | 3,737 | 70,726 | 73,071 | 2,345 | 18.93 | 19.55 | | |
| Saratoga County | | | | | | | | | |
| Ballston Spa Public Library | Public Village | 5,556 | 89,299 | 85,923 | (3,376) | 16.07 | 15.46 | -3.78% | |
| Burnt Hills/Ballston Community Public Library | Public Spec. Legis. Dist. | 7,548 | 161,013 | 152,467 | (8,546) | 21.33 | 20.20 | -5.31% | |
| Clifton Park-Halfmoon Public Library | Public Spec. Legis. Dist. | 49,994 | 676,655 | 745,271 | 68,616 | 13.53 | 14.91 | 10.14% | |
| Corinth Free Library | Association Town | 5,985 | 22,454 | 22,964 | 510 | 3.75 | 3.84 | 2.27% | |
| Galway Public Library | Public School District | 6,754 | 30,342 | 29,539 | (803) | 4.49 | 4.37 | -2.65% | |
| Mechanicville District Public Library | Public School District | 8,437 | 74,491 | 76,032 | 1,541 | 8.83 | 9.01 | 2.07% | |
| Round Lake/WRLIS Library/Malta Branch | Association Town | 13,005 | 47,512 | 53,720 | 6,208 | 3.65 | 4.13 | 13.07% | |
| Saratoga Springs Public Library | Public School District | 45,663 | 690,702 | 752,413 | 61,711 | 15.13 | 16.48 | 8.93% | |
| Schuylerville Public Library | Public Village | 1,197 | 21,060 | 25,614 | 4,739 | 17.59 | 21.40 | 21.62% | |
| Stillwater Free Library | Association Other | 6,368 | 21,811 | 25,799 | 3,803 | 3.43 | 4.05 | 18.28% | |
| Waterford Public Library | Public School District | 6,055 | 52,791 | 62,456 | 9,665 | 8.72 | 10.31 | 18.31% | |
| Total Saratoga County | | 156,562 | 1,888,130 | 2,032,198 | 144,068 | 12.06 | 12.98 | | |
| Warren County | | | | | | | | | |
| Bolton Free Library | Association Town | 2,117 | 73,815 | 34,065 | (39,750) | 34.87 | 16.09 | -53.85% | |
| Brant Lake/Horicon Free Public Library | Public Town | 1,479 | 6,818 | 9,752 | 2,934 | 4.61 | 6.59 | 43.03% | |
| Chester Public Library, Town of | Public Town | 3,614 | 41,389 | 37,210 | (4,179) | 11.45 | 10.30 | -10.10% | |
| Glens Falls/Crandall Public Library | Public Spec. Legis. Dist. | 53,621 | 522,321 | 769,530 | 247,209 | 9.74 | 14.35 | 47.33% | |
| Johnsburg Library, Town of | Public Town | 2,450 | 42,171 | 41,956 | (215) | 17.21 | 17.12 | -0.51% | |
| Lake George/Caldwell-Lake George Library | Association Town | 3,578 | 13,302 | 12,987 | (315) | 3.72 | 3.63 | -2.37% | |
| Luzerne/Hadley-Luzerne Public Library | Public Town | 3,219 | 23,854 | 23,623 | (231) | 7.41 | 7.34 | -0.97% | |
| Stony Creek Free Library | Association Town | 743 | 3,976 | 4,759 | 783 | 5.35 | 6.41 | 19.69% | |
| Warrensburg/Richards Library | Association Other | 5,454 | 16,044 | 15,745 | (299) | 2.94 | 2.89 | -1.86% | |
| Total Warren County | | 76,275 | 743,690 | 949,627 | 205,937 | 9.75 | 12.45 | | |
| Washington County | | | | | | | | | |
| Argyle Free Library | Association Town | 3,688 | 17,974 | 17,568 | (406) | 4.87 | 4.76 | -2.26% | |
| Cambridge Public Library | Public Village | 1,925 | 49,738 | 47,398 | (2,340) | 25.84 | 24.62 | -4.70% | |
| Easton Library | Association Town | 2,259 | 10,366 | 10,043 | (323) | 4.59 | 4.45 | -3.12% | |
| Fort Edward Free Library | Association Town | 5,892 | 4,950 | 5,843 | 893 | 0.84 | 0.99 | 18.04% | |
| Granville/Pember Library & Museum | Public Village | 2,644 | 39,163 | 37,470 | (1,693) | 14.81 | 14.17 | -4.32% | |
| Greenwich Free Library | Association Town | 4,896 | 28,329 | 30,303 | 1,974 | 5.79 | 6.19 | 6.97% | |
| Hudson Falls Free Library | Association School District | 13,436 | 36,886 | 31,935 | (4,951) | 2.75 | 2.38 | -13.42% | |
| Salem/Bancroft Public Library | Public Village | 964 | 24,233 | 25,830 | 1,597 | 25.14 | 26.79 | 6.59% | |
| Whitehall Free Library | Association Town | 4,941 | 13,992 | 11,620 | (2,372) | 2.83 | 2.35 | -16.95% | |
| Total Washington County | | 40,645 | 225,631 | 218,010 | (7,621) | 5.55 | 5.36 | | |
| Grand Total Member Libraries | | | 277,219 | 2,928,177 | 3,272,906 | 344,729 | 10.56 | 11.81 | 11.77% |
| SALS Population Chartered to Serve for Unserved Localities | | | 53,140 | | | | | | |
| SALS Population Chartered to Serve | | | 330,359 | | | | | | |

OPERATIONS: Cataloged Holdings

| | Adult & YA Print Materials | % of total holdings | Juvenile Print Materials | % of total holdings | Non-Print AV & Electronic Holdings | % of total holdings | Other Print | % of total holdings | Total | 2009 Holdings per capita |
|--|----------------------------------|------------------------|--------------------------------|------------------------|---|------------------------|---------------|------------------------|------------------|--------------------------------|
| Hamilton County | | | | | | | | | | |
| Indian Lake Public Library, Town of | 17,046 | 59% | 7,745 | 27% | 3,528 | 12% | 591 | 2% | 28,910 | 19.65 |
| Inlet Public Library, Town of | 4,441 | 41% | 4,013 | 37% | 2,219 | 20% | 176 | 2% | 10,849 | 26.72 |
| Lake Pleasant Public Library, Town of | 8,722 | 52% | 5,331 | 32% | 2,750 | 16% | 8 | 0% | 16,811 | 19.19 |
| Cornelius Vanderbilt Whitney Long Lake Library | 7,227 | 52% | 3,378 | 24% | 2,885 | 21% | 393 | 3% | 13,883 | 16.29 |
| Raquette Lake Free Library | 6,684 | 48% | 4,821 | 35% | 2,304 | 17% | 76 | 1% | 13,885 | 105.19 |
| Total Hamilton County | 44,120 | 52% | 25,288 | 30% | 13,686 | 16% | 1,244 | 1% | 84,338 | 22.57 |
| Saratoga County | | | | | | | | | | |
| Ballston Spa Public Library | 20,186 | 54% | 11,059 | 30% | 4,826 | 13% | 974 | 3% | 37,045 | 6.67 |
| Burnt Hills/Ballston Community Public Library | 34,731 | 49% | 24,433 | 35% | 10,919 | 16% | 286 | 0% | 70,369 | 9.32 |
| Clifton Park-Halfmoon Public Library | 102,157 | 58% | 54,875 | 31% | 18,634 | 11% | 920 | 1% | 176,586 | 3.53 |
| Corinth Free Library | 11,830 | 53% | 5,866 | 26% | 2,011 | 9% | 2,545 | 11% | 22,252 | 3.72 |
| Galway Public Library | 12,179 | 50% | 9,002 | 37% | 2,861 | 12% | 260 | 1% | 24,302 | 3.60 |
| Mechanicville District Public Library | 15,667 | 46% | 9,944 | 29% | 5,689 | 17% | 3,030 | 9% | 34,330 | 4.07 |
| Round Lake/WRLIS Library/Malta Branch | 12,182 | 43% | 11,932 | 42% | 4,080 | 14% | 309 | 1% | 28,503 | 2.19 |
| Saratoga Springs Public Library | 118,733 | 53% | 70,604 | 32% | 24,251 | 11% | 10,218 | 5% | 223,806 | 4.90 |
| Schuylerville Public Library | 9,748 | 52% | 6,252 | 33% | 2,172 | 12% | 572 | 3% | 18,744 | 15.66 |
| Stillwater Free Library | 8,956 | 47% | 6,809 | 35% | 2,192 | 11% | 1,285 | 7% | 19,242 | 3.02 |
| Waterford Public Library | 14,101 | 51% | 9,032 | 33% | 3,859 | 14% | 404 | 1% | 27,396 | 4.52 |
| Total Saratoga County | 360,470 | 53% | 219,808 | 32% | 81,494 | 12% | 20,803 | 3% | 682,575 | 4.36 |
| Warren County | | | | | | | | | | |
| Bolton Free Library | 8,669 | 33% | 4,554 | 18% | 7,159 | 28% | 5,565 | 21% | 25,947 | 12.26 |
| Brant Lake/Horicon Free Public Library | 7,433 | 54% | 3,887 | 28% | 1,872 | 14% | 643 | 5% | 13,835 | 9.35 |
| Chester Public Library, Town of | 12,642 | 46% | 8,871 | 32% | 4,965 | 18% | 1,175 | 4% | 27,653 | 7.65 |
| Glens Falls/Crandall Public Library | 123,125 | 38% | 45,035 | 14% | 148,157 | 45% | 9,387 | 3% | 325,704 | 6.07 |
| Johnsburg Library, Town of | 15,342 | 54% | 5,686 | 20% | 5,546 | 20% | 1,847 | 6% | 28,421 | 11.60 |
| Lake George/Caldwell-Lake George Library | 9,664 | 61% | 3,963 | 25% | 1,842 | 12% | 345 | 2% | 15,814 | 4.42 |
| Luzerne/Hadley-Luzerne Public Library | 12,996 | 60% | 4,643 | 21% | 2,948 | 14% | 1,030 | 5% | 21,617 | 6.72 |
| Stony Creek Free Library | 5,747 | 53% | 2,660 | 25% | 2,311 | 21% | 67 | 1% | 10,785 | 14.52 |
| Warrensburg/Richards Library | 12,473 | 58% | 6,890 | 32% | 1,928 | 9% | 174 | 1% | 21,465 | 3.94 |
| Total Warren County | 208,091 | 42% | 86,189 | 18% | 176,728 | 36% | 20,233 | 4% | 491,241 | 6.44 |
| Washington County | | | | | | | | | | |
| Argyle Free Library | 6,940 | 54% | 4,015 | 31% | 1,591 | 12% | 413 | 3% | 12,959 | 3.51 |
| Cambridge Public Library | 5,699 | 31% | 3,547 | 20% | 2,744 | 15% | 6,135 | 34% | 18,125 | 9.42 |
| Easton Library | 7,835 | 46% | 5,651 | 33% | 3,077 | 18% | 637 | 4% | 17,200 | 7.61 |
| Fort Edward Free Library | 7,907 | 49% | 4,396 | 27% | 1,576 | 10% | 2,214 | 14% | 16,093 | 2.73 |
| Granville/Pember Library & Museum | 11,977 | 52% | 6,298 | 28% | 3,761 | 16% | 793 | 3% | 22,829 | 8.63 |
| Greenwich Free Library | 19,304 | 58% | 8,101 | 24% | 4,404 | 13% | 1,372 | 4% | 33,181 | 6.78 |
| Hudson Falls Free Library | 20,735 | 52% | 12,128 | 30% | 3,048 | 8% | 4,141 | 10% | 40,052 | 2.98 |
| Salem/Bancroft Public Library | 11,072 | 58% | 5,782 | 30% | 2,246 | 12% | 14 | 0% | 19,114 | 19.83 |
| Whitehall Free Library | 6,456 | 42% | 6,081 | 40% | 2,193 | 14% | 495 | 3% | 15,225 | 3.08 |
| Total Washington County | 97,925 | 50% | 55,999 | 29% | 24,640 | 13% | 16,214 | 8% | 194,778 | 4.79 |
| Grand Total | 710,606 | 49% | 387,284 | 27% | 296,548 | 20% | 58,494 | 4% | 1,452,932 | 5.24 |

| Library | Dec. 2008 | Dec. 2009 | 2009 | | | 2008 | Total Activity | |
|--|---------------------|---------------------|----------------|----------------|----------------|----------------|----------------|--------------|
| | Deliveries per Week | Deliveries per Week | Borrowed | Loaned | Total Activity | Total Activity | Change + or - | % Change |
| Hamilton County | | | | | | | | |
| Indian Lake Public Library, Town of | 5 | 3 | 1,277 | 2,539 | 3,816 | 2,629 | 1,187 | 45.2% |
| Inlet Public Library, Town of | 3 | 3 | 549 | 1,123 | 1,672 | 1,337 | 335 | 25.1% |
| Lake Pleasant Public Library, Town of | 3 | 3 | 1,447 | 2,980 | 4,427 | 2,719 | 1,708 | 62.8% |
| Cornelius Vanderbilt Whitney Long Lake Library | 5 | 3 | 2,007 | 2,698 | 4,705 | 3,400 | 1,305 | 38.4% |
| Raquette Lake Free Library | 3 | 3 | 290 | 3,341 | 3,631 | 2,368 | 1,263 | 53.3% |
| Total Hamilton County | 19 | 15 | 5,570 | 12,681 | 18,251 | 12,453 | 5,798 | 46.6% |
| Saratoga County | | | | | | | | |
| Ballston Spa Public Library | 5 | 5 | 11,061 | 4,508 | 15,569 | 15,041 | 528 | 3.5% |
| Burnt Hills/Ballston Community Public Library | 5 | 5 | 9,360 | 13,368 | 22,728 | 18,890 | 3,838 | 20.3% |
| Clifton Park-Halfmoon Public Library | 5 | 5 | 30,340 | 20,612 | 50,952 | 37,092 | 13,860 | 37.4% |
| Corinth Free Library | 4 | 4 | 2,391 | 2,494 | 4,885 | 4,451 | 434 | 9.8% |
| Galway Public Library | 5 | 3 | 3,038 | 3,199 | 6,237 | 5,801 | 436 | 7.5% |
| Mechanicville District Public Library | 5 | 5 | 4,710 | 1,967 | 6,677 | 6,852 | (175) | -2.6% |
| Round Lake/WRLIS Library/Malta Branch | 5 | 10 | 5,573 | 3,223 | 8,796 | 7,041 | 1,755 | 24.9% |
| Saratoga Springs Public Library | 5 | 5 | 29,008 | 30,329 | 59,337 | 44,516 | 14,821 | 33.3% |
| Schuylerville Public Library | 5 | 5 | 3,149 | 3,368 | 6,517 | 5,342 | 1,175 | 22.0% |
| Stillwater Free Library | 4 | 4 | 1,968 | 2,616 | 4,584 | 3,221 | 1,363 | 42.3% |
| Waterford Public Library | 5 | 5 | 3,685 | 3,038 | 6,723 | 4,958 | 1,765 | 35.6% |
| Total Saratoga County | 53 | 56 | 104,283 | 88,722 | 193,005 | 153,205 | 39,800 | 26.0% |
| Warren County | | | | | | | | |
| Bolton Free Library | 4 | 3 | 1,422 | 4,017 | 5,439 | 5,133 | 306 | 6.0% |
| Brant Lake/Horicon Free Public Library | 5 | 3 | 739 | 1,729 | 2,468 | 2,250 | 218 | 9.7% |
| Chester Public Library, Town of | 5 | 3 | 3,715 | 5,259 | 8,974 | 8,671 | 303 | 3.5% |
| Glens Falls/Crandall Public Library | 5 | 5 | 29,130 | 34,069 | 63,199 | 48,751 | 14,448 | 29.6% |
| Johnsburg Library, Town of | 3 | 3 | 3,115 | 5,827 | 8,942 | 7,647 | 1,295 | 16.9% |
| Lake George/Caldwell-Lake George Library | 2 | 3 | 2,650 | 2,104 | 4,754 | 4,812 | (58) | -1.2% |
| Luzerne/Hadley-Luzerne Public Library | 5 | 5 | 3,094 | 2,474 | 5,568 | 5,240 | 328 | 6.3% |
| Stony Creek Free Library | 2 | 2 | 385 | 1,642 | 2,027 | 1,418 | 609 | 42.9% |
| Warrensburg/Richards Library | 5 | 3 | 2,800 | 2,624 | 5,424 | 4,938 | 486 | 9.8% |
| Total Warren County | 36 | 30 | 47,050 | 59,745 | 106,795 | 88,860 | 17,935 | 20.2% |
| Washington County | | | | | | | | |
| Argyle Free Library | 5 | 5 | 2,918 | 1,502 | 4,420 | 3,984 | 436 | 10.9% |
| Cambridge Public Library | 5 | 5 | 6,129 | 834 | 6,963 | 5,997 | 966 | 16.1% |
| Easton Library | 5 | 5 | 1,012 | 1,475 | 2,487 | 2,313 | 174 | 7.5% |
| Fort Edward Free Library | 5 | 5 | 523 | 568 | 1,091 | 929 | 162 | 17.4% |
| Granville/Pember Library & Museum | 5 | 5 | 4,752 | 2,713 | 7,465 | 7,757 | (292) | -3.8% |
| Greenwich Free Library | 5 | 5 | 4,337 | 2,392 | 6,729 | 5,672 | 1,057 | 18.6% |
| Hudson Falls Free Library | 5 | 5 | 2,742 | 3,304 | 6,046 | 5,355 | 691 | 12.9% |
| Salem/Bancroft Public Library | 5 | 5 | 4,141 | 2,533 | 6,674 | 4,773 | 1,901 | 39.8% |
| Whitehall Free Library | 5 | 5 | 1,888 | 1,270 | 3,158 | 3,621 | (463) | -12.8% |
| Total Washington County | 45 | 45 | 28,442 | 16,591 | 45,033 | 40,401 | 4,632 | 11.5% |
| Grand Total | 153 | 146 | 185,345 | 177,739 | 363,084 | 294,919 | 68,165 | 23.1% |

OPERATIONS: Library Operations

| Library | Library Visits | Library Visits per capita | Programs Held | Program Attend. | Hours Open/ week | SQ.FT. | Year of Last Major Renovation/ Addition | # Public PC's with Internet Access | In-Library Users of Public PC's | Staff FTE | FTE Hours/ Week |
|--|------------------|---------------------------|----------------|-----------------|------------------|-------------|---|------------------------------------|---------------------------------|-----------|-----------------|
| Hamilton County | | | | | | | | | | | |
| Indian Lake Public Library, Town of | 40,727 | 27.69 | 1,235 | 1,235 | 24 | 3,750 | 2002 | 9 | 11,365 | 3.1 | 24 |
| Inlet Public Library, Town of | 8,828 | 21.74 | 2,191 | 2,191 | 14 | 1,500 | N/A | 4 | 5,200 | 1.0 | 14 |
| Lake Pleasant Public Library, Town of | 12,306 | 14.05 | 870 | 870 | 27 | 1,164 | N/A | 6 | 2,831 | 4.0 | 35 |
| Cornelius Vanderbilt Whitney Long Lake Library | 18,432 | 21.63 | 1,079 | 1,079 | 24 | 3,130 | 2007 | 3 | 4,959 | 1.3 | 35 |
| Raquette Lake Free Library | 6,090 | 46.14 | 521 | 521 | 19 | 1,364 | 2009 | 3 | 828 | 1.5 | 19 |
| Total Hamilton County | 86,383 | 23.12 | 5,896 | 5,896 | | | | 25 | 25,183 | | |
| Saratoga County | | | | | | | | | | | |
| Ballston Spa Public Library | 45,084 | 8.11 | 2,603 | 2,603 | 43 | 6,660 | 2008 | 5 | 6,040 | 3.6 | 40 |
| Burnt Hills/Ballston Community Public Library | 114,000 | 15.10 | 11,007 | 11,007 | 51 | 11,000 | N/A | 12 | 9,149 | 11.4 | 35 |
| Clifton Park-Halfmoon Public Library | 452,170 | 9.04 | 19,652 | 19,652 | 70 | 55,000 | 2006 | 33 | 18,406 | 46.2 | 35 |
| Corinth Free Library | 19,214 | 3.21 | 2,036 | 2,036 | 35 | 3,434 | 1988 | 5 | 2,105 | 2.0 | 35 |
| Galway Public Library | 17,280 | 2.56 | 1,522 | 1,522 | 35 | 1,800 | N/A | 4 | 2,091 | 2.2 | 35 |
| Mechanicville District Public Library | 110,781 | 13.13 | 3,740 | 3,740 | 35 | 5,336 | N/A | 13 | 9,537 | 6.0 | 35 |
| Round Lake/WRLIS Library/Malta Branch | 29,814 | 2.29 | 783 | 783 | 52/40 | 2,000/5,300 | 2009/2009 | 10 | 3,960 | 5.6 | 40 |
| Saratoga Springs Public Library | 566,082 | 12.40 | 23,778 | 23,778 | 70 | 58,000 | 1995 | 36 | 94,421 | 55.2 | 35 |
| Schuylerville Public Library | 16,780 | 14.02 | 2,942 | 2,942 | 34 | 3,120 | N/A | 6 | 4,813 | 1.9 | 34 |
| Stillwater Free Library | 13,852 | 2.18 | 1,612 | 1,612 | 40 | 2,650 | 2008 | 9 | 2,288 | 2.3 | 40 |
| Waterford Public Library | 33,785 | 5.58 | 1,196 | 1,196 | 52 | 3,000 | 2009 | 7 | 4,810 | 4.7 | 35 |
| Total Saratoga County | 1,418,842 | 9.06 | 70,871 | 70,871 | | | | 140 | 157,620 | | |
| Warren County | | | | | | | | | | | |
| Bolton Free Library | 26,505 | 12.52 | 2,625 | 2,625 | 40 | 3,600 | 2001 | 4 | 13,850 | 2.0 | 40 |
| Brant Lake/Horicon Free Public Library | 3,526 | 2.38 | 1,071 | 1,071 | 20 | 1,800 | N/A | 5 | 835 | 1.1 | 20 |
| Chester Public Library, Town of | 22,000 | 6.09 | 1,290 | 1,290 | 31 | 3,500 | 2001 | 8 | 3,200 | 1.8 | 40 |
| Glens Falls/Crandall Public Library | 453,401 | 8.46 | 35,656 | 35,656 | 65 | 52,500 | 2008 | 43 | 65,147 | 48.6 | 35 |
| Johnsburg Library, Town of | 32,688 | 13.34 | 1,404 | 1,404 | 24 | 4,000 | 1999 | 6 | 4,575 | 1.8 | 32 |
| Lake George/Caldwell-Lake George Library | 11,586 | 3.24 | 708 | 708 | 41 | 2,105 | 1971 | 3 | 2,237 | 2.0 | 34 |
| Luzerne/Hadley-Luzerne Public Library | 20,445 | 6.35 | 1,020 | 1,020 | 39 | 4,000 | 1999 | 6 | 4,303 | 2.2 | 32 |
| Stony Creek Free Library | 2,951 | 3.97 | 194 | 194 | 20 | 1,680 | 1994 | 3 | 1,254 | 1.5 | 20 |
| Warrensburg/Richards Library | 11,611 | 2.13 | 3,020 | 3,020 | 37 | 4,530 | 1974 | 3 | 4,572 | 2.0 | 37 |
| Total Warren County | 584,713 | 7.67 | 46,988 | 46,988 | | | | 81 | 99,973 | | |
| Washington County | | | | | | | | | | | |
| Argyle Free Library | 7,300 | 1.98 | 302 | 302 | 25 | 2,185 | 1995 | 3 | 1,600 | 1.2 | 25 |
| Cambridge Public Library | 65,000 | 33.77 | 1,492 | 1,492 | 23 | 4,032 | 1986 | 10 | 11,960 | 2.7 | 40 |
| Easton Library | 6,760 | 2.99 | 1,316 | 1,316 | 20 | 3,100 | 1993 | 3 | 860 | 0.8 | 40 |
| Fort Edward Free Library | 3,958 | 0.67 | 581 | 581 | 29 | 3,600 | 1997 | 2 | 1,260 | 1.9 | 29 |
| Granville/Pember Library & Museum | 27,300 | 10.33 | 1,175 | 1,175 | 30 | 3,000 | 2004 | 7 | 5,202 | 2.0 | 35 |
| Greenwich Free Library | 25,000 | 5.11 | 2,950 | 2,950 | 40 | 3,340 | 2003 | 6 | 5,000 | 5.0 | 35 |
| Hudson Falls Free Library | 50,161 | 3.73 | 1,147 | 1,147 | 35 | 3,850 | 2006 | 6 | 6,123 | 2.4 | 35 |
| Salem/Bancroft Public Library | 16,330 | 16.94 | 1,508 | 1,508 | 25 | 1,776 | 1976 | 8 | 4,525 | 1.8 | 39 |
| Whitehall Free Library | 7,196 | 1.46 | 21 | 21 | 25 | 3,488 | N/A | 5 | 1,700 | 1.3 | 25 |
| Total Washington County | 209,005 | 5.14 | 10,492 | 10,492 | | | | 50 | 38,230 | | |
| Grand Total | 2,298,943 | 8.29 | 134,247 | 134,247 | | | | 296 | 321,006 | | |

| | | | Local Funding from Chartered Service Area | | | | Other Local Funding | | | | Local Public Funds | | |
|--|------------------------------|---|---|-------------------|---------------------|----------------------------|---------------------|------------------|-------------------|------------------|--------------------|----------------------|-----------------|
| Library | Type/Area Chartered to Serve | 2000 Census Population Chartered to Serve | Town, City or Special | Village | School | Chartered Local Per Capita | Town or City | Village | School | Other | County Aid | Total | Per capita |
| Hamilton County | | | | | | | | | | | | | |
| Indian Lake Public Library, Town of | Public Town | 1,471 | 116,141 | | | 78.95 | | | | | 2,910 | 119,051 | 80.93 |
| Inlet Public Library, Town of | Public Town | 406 | 18,591 | | | 45.79 | | | 2,320 | | 1,200 | 22,111 | 54.46 |
| Lake Pleasant Public Library, Town of | Public Town | 876 | 61,994 | | | 70.77 | | | | | 2,360 | 64,354 | 73.46 |
| Cornelius Vanderbilt Whitney Long Lake Library | Public Town | 852 | 17,630 | | | 20.69 | | | | | 2,830 | 20,460 | 24.01 |
| Raquette Lake Free Library | Association School | 132 | | | 8,000 | 60.61 | 20,145 | | | | 1,500 | 29,645 | 224.58 |
| Total Hamilton County | | 3,737 | \$ 214,356 | \$ 0 | \$ 8,000 | \$ 59.50 | \$ 20,145 | \$ 0 | \$ 2,320 | \$ 0 | \$ 10,800 | \$ 255,621 | \$ 68.40 |
| Saratoga County | | | | | | | | | | | | | |
| Ballston Spa Public Library | Public Village | 5,556 | | 61,598 | | 11.09 | 43,250 | | 45,000 | | | 149,848 | 26.97 |
| Burnt Hills/Ballston Community Public Library | PSLD | 7,548 | 444,940 | | | 58.95 | 36,525 | | | | | 481,465 | 63.79 |
| Clifton Park-Halfmoon Public Library | PSLD | 49,994 | 3,433,853 | | | 68.69 | | | | | | 3,433,853 | 68.69 |
| Corinth Free Library | Association Town | 5,985 | 14,500 | | | 2.42 | | 13,500 | 55,000 | | | 83,000 | 13.87 |
| Galway Public Library | PSD | 6,754 | | | 94,700 | 14.02 | | | | | | 94,700 | 14.02 |
| Mechanicville District Public Library | PSD | 8,437 | | | 285,727 | 33.87 | 3,500 | | | | | 289,227 | 34.28 |
| Round Lake/WRLIS Library/Malta Branch | Association Town | 13,005 | 200,000 | | | 15.38 | | 8,000 | | | 3,000 | 211,000 | 16.22 |
| Saratoga Springs Public Library | PSD | 45,663 | | | 4,601,212 | 100.76 | | | | | | 4,601,212 | 100.76 |
| Schuylerville Public Library | Public Village | 1,197 | | 75,000 | | 62.66 | | | | | | 75,000 | 62.66 |
| Stillwater Free Library | Association Other | 6,368 | 127,360 | | | 20.00 | | | | | | 127,360 | 20.00 |
| Waterford Public Library | PSD | 6,055 | | | 228,682 | 37.77 | 2,000 | | | 26,244 | | 256,926 | 42.43 |
| Total Saratoga County | | 156,562 | \$ 4,220,653 | \$ 136,598 | \$ 5,210,321 | \$ 61.11 | \$ 85,275 | \$ 21,500 | \$ 100,000 | \$ 26,244 | \$ 3,000 | \$ 9,803,591 | \$ 62.62 |
| Warren County | | | | | | | | | | | | | |
| Bolton Free Library | Association Town | 2,117 | 35,000 | | | 16.53 | | | | | 2,405 | 37,405 | 17.67 |
| Brant Lake/Horicon Free Public Library | Public Town | 1,479 | 18,635 | | | 12.60 | | | | | 1,500 | 20,135 | 13.61 |
| Chester Public Library, Town Of | Public Town | 3,614 | 63,534 | | | 17.58 | | | | | | 63,534 | 17.58 |
| Glens Falls/Crandall Public Library | PSLD | 53,621 | 2,924,224 | | | 54.54 | | | | | 30,000 | 2,954,224 | 55.09 |
| Johnsburg Library, Town Of | Public Town | 2,450 | 50,283 | | | 20.52 | | | | | 4,493 | 54,776 | 22.36 |
| Lake-George/Caldwell-Lake George Library | Association Town | 3,578 | 80,585 | | | 22.52 | | | | | 1,500 | 82,085 | 22.94 |
| Luzerne/Hadley-Luzerne Public Library | Public Town | 3,219 | 57,271 | | | 17.79 | | | | | 3,524 | 60,795 | 18.89 |
| Stony Creek Free Library | Association Town | 743 | 19,500 | | | 26.24 | | | 5,000 | | 1,500 | 26,000 | 34.99 |
| Warrensburg/Richards Library | Association Other | 5,454 | 25,000 | | | 4.58 | | | | | 1,698 | 26,698 | 4.90 |
| Total Warren County | | 76,275 | \$ 3,274,032 | \$ 0 | \$ 0 | \$ 42.92 | \$ 0 | \$ 0 | \$ 5,000 | \$ 0 | \$ 46,620 | \$ 3,325,652 | \$ 43.60 |
| Washington County | | | | | | | | | | | | | |
| Argyle Free Library | Association Town | 3,688 | 10,000 | | | 2.71 | | 500 | 31,100 | | | 41,600 | 11.28 |
| Cambridge Public Library | Public Village | 1,925 | 23,197 | | | 12.05 | 4,150 | | 32,000 | | | 59,347 | 30.83 |
| Easton Library | Association Town | 2,259 | 19,500 | | | 8.63 | | | 9,991 | | | 29,491 | 13.05 |
| Fort Edward Free Library | Association Town | 5,892 | 7,500 | | | 1.27 | | 5,500 | 5,000 | | | 18,000 | 3.05 |
| Granville/Pember Library & Museum | Public Village | 2,644 | | 7,250 | | 2.74 | 4,250 | | | | | 11,500 | 4.35 |
| Greenwich Free Library | Association Town | 4,896 | 40,000 | | | 8.17 | | 14,000 | 29,972 | | | 83,972 | 17.15 |
| Hudson Falls Free Library | Association School | 13,436 | | | 21,962 | 1.63 | 26,200 | 20,000 | | | | 68,162 | 5.07 |
| Salem/Bancroft Public Library | Public Village | 964 | 10,000 | | | 10.37 | 11,000 | | 17,000 | | | 38,000 | 39.42 |
| Whitehall Free Library | Association Town | 4,941 | 7,000 | | | 1.42 | | 500 | 15,000 | | | 22,500 | 4.55 |
| Total Washington County | | 40,645 | \$ 117,197 | \$ 7,250 | \$ 21,962 | \$ 3.60 | \$ 45,600 | \$ 40,500 | \$ 140,063 | \$ 0 | \$ 0 | \$ 372,572 | \$ 9.17 |
| Grand Total | | 277,219 | \$ 7,826,238 | \$ 143,848 | \$ 5,240,283 | \$ 47.65 | \$ 151,020 | \$ 62,000 | \$ 247,383 | \$ 26,244 | \$ 60,420 | \$ 13,757,436 | \$ 49.63 |

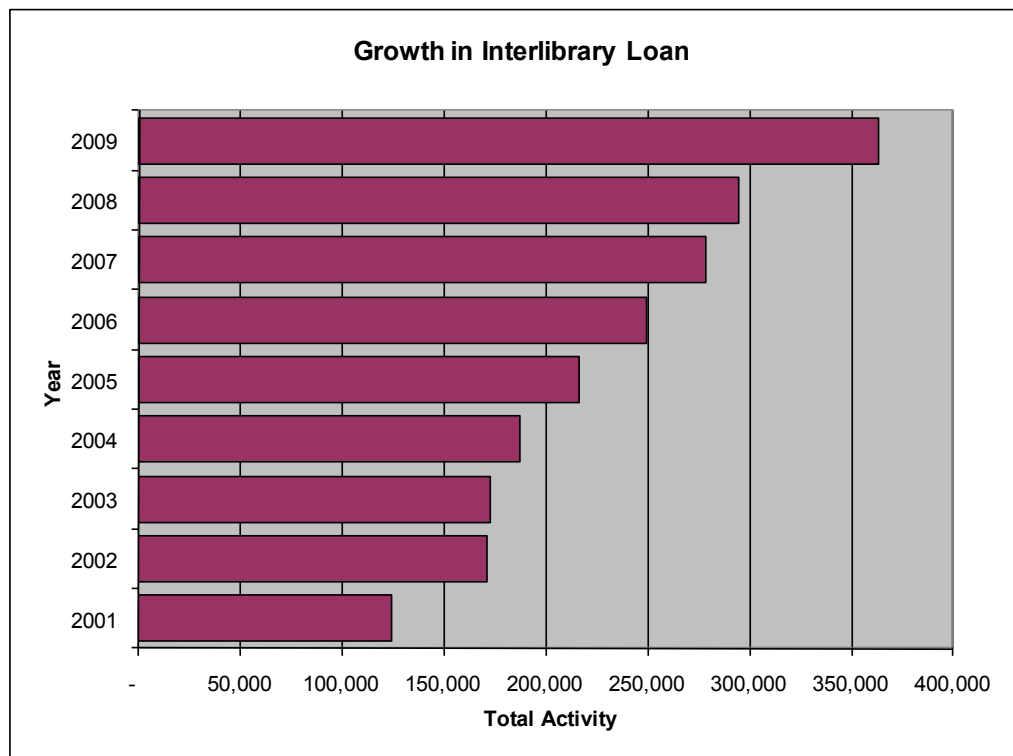
PSLD - Public Special Legislative District PSD - Public School District

FINANCES: Operating Fund Receipts

| Library | Total Local Public Funds | System Cash Grants to Member Library Designated State & Other Aid | | Other State & Federal Aid | Other | | | | | Operating Fund Receipts | | |
|--|--------------------------|---|---------------------------|---------------------------|-----------------------|------------------|-------------------|------------------------|-------------------|-------------------------|-----------------|--|
| | | Local Library Services Aid | CLDA, Other State & Other | | Gifts & Endow - ments | Fund Raising | Investment Income | Library Charges/ Fines | Other Misc. | Total | Per capita | |
| Hamilton County | | | | | | | | | | | | |
| Indian Lake Public Library, Town of | \$ 119,051 | \$ 1,220 | \$ 0 | \$ 0 | \$ 575 | \$ 0 | \$ 1,264 | \$ 728 | \$ 248 | \$ 123,086 | \$ 83.68 | |
| Inlet Public Library, Town of | 22,111 | 1,220 | 176 | 0 | 5,000 | 4,253 | 147 | 2,261 | 3,523 | 38,691 | 95.30 | |
| Lake Pleasant Public Library, Town of | 64,354 | 1,220 | 1,476 | 0 | 1,400 | 0 | 130 | 979 | 0 | 69,559 | 79.41 | |
| Cornelius Vanderbilt Whitney Long Lake Library | 20,460 | 1,220 | 176 | 450 | 23,536 | 0 | 403 | 1,935 | 6,150 | 54,330 | 63.77 | |
| Raquette Lake Free Library | 29,645 | 1,220 | 176 | 0 | 7,413 | 2,200 | 0 | 168 | 12,287 | 53,109 | 402.34 | |
| Total Hamilton County | \$ 255,621 | \$ 6,100 | \$ 2,004 | \$ 450 | \$ 37,924 | \$ 6,453 | \$ 1,944 | \$ 6,071 | \$ 22,208 | \$ 338,775 | \$ 90.65 | |
| Saratoga County | | | | | | | | | | | | |
| Ballston Spa Public Library | \$ 149,848 | \$ 1,400 | \$ 331 | \$ 0 | \$ 398 | \$ 2,643 | \$ 796 | \$ 7,497 | \$ 0 | \$ 162,913 | \$ 29.32 | |
| Burnt Hills/Ballston Community Public Library | 481,465 | 2,036 | 0 | 7,847 | 0 | 0 | 625 | 17,527 | 1,038 | 510,538 | 67.64 | |
| Clifton Park-Halfmoon Public Library | 3,433,853 | 12,605 | 661 | 6,670 | 7,408 | 0 | 29,660 | 88,249 | 7,456 | 3,586,562 | 71.74 | |
| Corinth Free Library | 83,000 | 1,508 | 3,136 | 11,612 | 6,230 | 1,507 | 1,527 | 2,710 | 513 | 111,743 | 18.67 | |
| Galway Public Library | 94,700 | 2,052 | 525 | 16,250 | 3,073 | 0 | 3,396 | 3,912 | 2,325 | 126,233 | 18.69 | |
| Mechanicville District Public Library | 289,227 | 2,563 | 400 | 0 | 4,948 | 0 | 4,248 | 8,429 | 0 | 309,815 | 36.72 | |
| Round Lake/WRLIS Library/Malta Branch | 211,000 | 3,279 | 0 | 99,000 | 23,795 | 3,057 | 252 | 4,670 | 2,550 | 347,603 | 26.73 | |
| Saratoga Springs Public Library | 4,601,212 | 11,513 | 0 | 0 | 134,778 | 0 | 2,843 | 104,741 | 59,413 | 4,914,500 | 107.63 | |
| Schuylerville Public Library | 75,000 | 1,470 | 200 | 0 | 3,275 | 0 | 102 | 1,724 | 0 | 81,771 | 68.31 | |
| Stillwater Free Library | 127,360 | 1,765 | 0 | 0 | 2,420 | 5,595 | 3,385 | 4,757 | 2,583 | 147,865 | 23.22 | |
| Waterford Public Library | 256,926 | 1,716 | 659 | 5,571 | 970 | 0 | 967 | 9,523 | 975 | 277,307 | 45.80 | |
| Total Saratoga County | \$ 9,803,591 | \$ 41,907 | \$ 5,912 | \$ 146,950 | \$ 187,295 | \$ 12,802 | \$ 47,801 | \$ 253,739 | \$ 76,853 | \$ 10,576,850 | \$ 67.56 | |
| Warren County | | | | | | | | | | | | |
| Bolton Free Library | \$ 37,405 | \$ 1,220 | \$ 176 | \$ 0 | \$ 22,196 | \$ 8,570 | \$ 903 | \$ 844 | \$ 0 | \$ 71,314 | \$ 33.69 | |
| Brant Lake/Horicon Free Public Library | 20,135 | 1,220 | 176 | 0 | 100 | 0 | 152 | 484 | 562 | 22,829 | 15.44 | |
| Chester Public Library, Town of | 63,534 | 1,220 | 4,559 | 0 | 15,893 | 0 | 1,180 | 2,803 | 0 | 89,189 | 24.68 | |
| Glens Falls/Crandall Public Library | 2,954,224 | 13,519 | 85,974 | 76,888 | 152,095 | 18,884 | 339,038 | 120,352 | 13,641 | 3,774,615 | 70.39 | |
| Johnsburg Library, Town of | 54,776 | 1,220 | 176 | 16,587 | 17,760 | 0 | 680 | 5,425 | 0 | 96,624 | 39.44 | |
| Lake George/Caldwell-Lake George Library | 82,085 | 1,220 | 0 | 0 | 218 | 7,144 | 542 | 1,489 | 889 | 93,587 | 26.16 | |
| Luzerne/Hadley-Luzerne Public Library | 60,795 | 1,309 | 176 | 2,625 | 5,184 | 9,222 | 764 | 5,647 | 3,404 | 89,126 | 27.69 | |
| Stony Creek Free Library | 26,000 | 1,220 | 0 | 0 | 830 | 6,720 | 339 | 147 | 652 | 35,908 | 48.33 | |
| Warrensburg/Richards Library | 26,698 | 1,396 | 0 | 0 | 2,194 | 0 | 0 | 4,006 | 669 | 34,963 | 6.41 | |
| Total Warren County | \$ 3,325,652 | \$ 23,544 | \$ 91,237 | \$ 96,100 | \$ 216,470 | \$ 50,540 | \$ 343,598 | \$ 141,197 | \$ 19,817 | \$ 4,308,155 | \$ 56.48 | |
| Washington County | | | | | | | | | | | | |
| Argyle Free Library | \$ 41,600 | \$ 1,220 | \$ 850 | \$ 0 | \$ 12,074 | \$ 0 | \$ 0 | \$ 3,238 | \$ 0 | \$ 58,982 | \$ 15.99 | |
| Cambridge Public Library | 59,347 | 1,220 | 1,476 | 3,262 | 0 | 0 | 121 | 2,573 | 564 | 68,563 | 35.62 | |
| Easton Library | 29,491 | 1,220 | 0 | 0 | 1,220 | 183 | 35 | 0 | 2,701 | 34,850 | 15.43 | |
| Fort Edward Free Library | 18,000 | 1,220 | 177 | 0 | 16,400 | 0 | 20 | 315 | 1,875 | 38,007 | 6.45 | |
| Granville/Pember Library & Museum | 11,500 | 1,470 | 2,676 | 0 | 44,109 | 3,075 | 3,806 | 3,828 | 7,113 | 77,577 | 29.34 | |
| Greenwich Free Library | 83,972 | 1,235 | 176 | 0 | 26,874 | 0 | 26,437 | 2,932 | 5,400 | 147,026 | 30.03 | |
| Hudson Falls Free Library | 68,162 | 3,387 | 0 | 0 | 3,860 | 3,813 | 13,304 | 2,947 | 8,030 | 103,503 | 7.70 | |
| Salem/Bancroft Public Library | 38,000 | 1,220 | 176 | 0 | 6,665 | 0 | 1,155 | 2,602 | 216 | 50,034 | 51.90 | |
| Whitehall Free Library | 22,500 | 1,245 | 0 | 0 | 750 | 2,388 | 0 | 157 | 4,769 | 31,809 | 6.44 | |
| Total Washington County | \$ 372,572 | \$ 13,437 | \$ 5,531 | \$ 3,262 | \$ 111,952 | \$ 9,459 | \$ 44,878 | \$ 18,592 | \$ 30,668 | \$ 610,351 | \$ 15.02 | |
| Grand Total | \$ 13,757,436 | \$ 84,988 | \$ 104,684 | \$ 246,762 | \$ 553,641 | \$ 79,254 | \$ 438,221 | \$ 419,599 | \$ 149,546 | \$ 15,834,131 | \$ 57.12 | |

| Library | Salaries & Benefits | | Library Materials | | | All Other Expenses | | | | All Other Expenses % | Total | |
|--|---------------------|---------------|---------------------|---------------|-----------------|--------------------|---------------------|-------------------|-----------------------------------|----------------------|----------------------|------------------|
| | | | | | | Capital Expense | Building & Maint. | Misc. & Other | Contracts with Libraries/ Systems | | | |
| | | | | | | \$ | \$ | \$ | \$ | | | |
| Hamilton County | | | | | | | | | | | | |
| Indian Lake Public Library, Town Of | \$ 88,622 | 66.68% | \$ 27,129 | 20.41% | \$ 18.44 | \$ 0 | \$ 10,991 | \$ 2,056 | \$ 4,115 | 12.91% | \$ 132,913 | \$ 90.36 |
| Inlet Public Library, Town Of | 10,173 | 24.70% | 7,443 | 18.07% | 18.33 | 14,000 | 5,831 | 2,629 | 1,115 | 57.23% | 41,191 | 101.46 |
| Lake Pleasant Public Library, Town of | 46,181 | 66.08% | 6,899 | 9.87% | 7.88 | 0 | 0 | 14,135 | 2,673 | 24.05% | 69,888 | 79.78 |
| Cornelius Vanderbilt Whitney Long Lake Library | 30,152 | 49.17% | 9,722 | 15.85% | 11.41 | 517 | 7,206 | 11,041 | 2,681 | 34.97% | 61,319 | 71.97 |
| Raquette Lake Free Library | 18,582 | 27.17% | 10,665 | 15.59% | 80.80 | 0 | 30,384 | 7,009 | 1,759 | 57.24% | 68,399 | 518.17 |
| Total Hamilton County | \$ 193,710 | 51.83% | \$ 61,858 | 16.55% | \$ 16.55 | \$ 14,517 | \$ 54,412 | \$ 36,870 | \$ 12,343 | 31.61% | \$ 373,710 | \$ 100.00 |
| Saratoga County | | | | | | | | | | | | |
| Ballston Spa Public Library | \$ 133,418 | 68.33% | \$ 31,859 | 16.32% | \$ 5.73 | \$ 0 | \$ 14,100 | \$ 7,301 | \$ 8,588 | 15.36% | \$ 195,266 | \$ 35.15 |
| Burnt Hills/Ballston Community Public Library | 304,590 | 61.84% | 77,250 | 15.68% | 10.23 | 5,158 | 70,497 | 17,211 | 17,805 | 22.47% | 492,511 | 65.25 |
| Clifton Park-Halfmoon Public Library | 1,843,022 | 66.92% | 298,079 | 10.82% | 5.96 | 24,270 | 388,550 | 127,333 | 72,891 | 22.26% | 2,754,145 | 55.09 |
| Corinth Free Library | 63,966 | 63.75% | 8,752 | 8.72% | 1.46 | 7,612 | 10,601 | 6,206 | 3,205 | 27.53% | 100,342 | 16.77 |
| Galway Public Library | 70,014 | 66.40% | 11,362 | 10.78% | 1.68 | 0 | 6,259 | 13,383 | 4,419 | 22.82% | 105,437 | 15.61 |
| Mechanicville District Public Library | 161,542 | 59.26% | 50,318 | 18.46% | 5.96 | 0 | 29,062 | 25,454 | 6,230 | 22.28% | 272,606 | 32.31 |
| Round Lake/WRLIS Library/Malta Branch | 119,597 | 37.22% | 52,243 | 16.26% | 4.02 | 114,310 | 3,761 | 24,902 | 6,546 | 46.53% | 321,359 | 24.71 |
| Saratoga Springs Public Library | 3,301,524 | 76.37% | 403,793 | 9.34% | 8.84 | 78,588 | 320,874 | 140,249 | 77,872 | 14.29% | 4,322,900 | 94.67 |
| Schuylerville Public Library | 37,977 | 46.09% | 25,729 | 31.23% | 21.49 | 0 | 13,637 | 1,250 | 3,802 | 22.68% | 82,395 | 68.83 |
| Stillwater Free Library | 70,203 | 39.60% | 15,922 | 8.98% | 2.50 | 57,056 | 13,747 | 17,037 | 3,330 | 51.42% | 177,295 | 27.84 |
| Waterford Public Library | 171,875 | 57.65% | 45,171 | 15.15% | 7.46 | 18,520 | 24,754 | 30,649 | 7,174 | 27.20% | 298,143 | 49.24 |
| Total Saratoga County | \$ 6,277,728 | 68.82% | \$ 1,020,478 | 11.19% | \$ 6.52 | \$ 305,514 | \$ 895,842 | \$ 410,975 | \$ 211,862 | 20.00% | \$ 9,122,399 | \$ 58.27 |
| Warren County | | | | | | | | | | | | |
| Bolton Free Library | \$ 35,758 | 49.67% | \$ 12,849 | 17.85% | \$ 6.07 | \$ 0 | \$ 16,606 | \$ 3,750 | \$ 3,027 | 32.48% | \$ 71,990 | \$ 34.01 |
| Brant Lake/Horicon Free Public Library | 12,620 | 54.45% | 3,750 | 16.18% | 2.54 | 0 | 3,207 | 2,002 | 1,600 | 29.38% | 23,179 | 15.67 |
| Chester Public Library, Town Of | 56,523 | 63.82% | 13,141 | 14.84% | 3.64 | 0 | 0 | 13,888 | 5,012 | 21.34% | 88,564 | 24.51 |
| Glens Falls/Crandall Public Library | 2,085,029 | 72.23% | 222,544 | 7.71% | 4.15 | 0 | 241,011 | 263,561 | 74,436 | 20.06% | 2,886,581 | 53.83 |
| Johnsburg Library, Town Of | 51,206 | 54.01% | 8,014 | 8.45% | 3.27 | 24,007 | 0 | 6,508 | 5,075 | 37.54% | 94,810 | 38.70 |
| Lake-George/Caldwell-Lake George Library | 54,350 | 64.68% | 9,802 | 11.67% | 2.74 | 0 | 12,700 | 4,822 | 2,353 | 23.65% | 84,027 | 23.48 |
| Luzerne/Hadley-Luzerne Public Library | 50,132 | 63.14% | 5,686 | 7.16% | 1.77 | 2,371 | 12,800 | 4,885 | 3,528 | 29.70% | 79,402 | 24.67 |
| Stony Creek Free Library | 22,777 | 62.74% | 3,407 | 9.38% | 4.59 | 628 | 5,780 | 2,557 | 1,155 | 27.88% | 36,304 | 48.86 |
| Warrensburg/Richards Library | 47,986 | 68.12% | 2,275 | 3.23% | 0.42 | 2,429 | 12,632 | 2,159 | 2,967 | 28.66% | 70,448 | 12.92 |
| Total Warren County | \$ 2,416,381 | 70.34% | \$ 281,468 | 8.19% | \$ 3.69 | \$ 29,435 | \$ 304,736 | \$ 304,132 | \$ 99,153 | 21.47% | \$ 3,435,305 | \$ 45.04 |
| Washington County | | | | | | | | | | | | |
| Argyle Free Library | \$ 15,286 | 32.62% | \$ 6,598 | 14.08% | \$ 1.79 | \$ 0 | \$ 16,785 | \$ 4,876 | \$ 3,323 | 53.31% | \$ 46,868 | \$ 12.71 |
| Cambridge Public Library | 44,039 | 53.59% | 12,027 | 14.64% | 6.25 | 0 | 18,704 | 3,767 | 3,639 | 31.77% | 82,176 | 42.69 |
| Easton Library | 17,469 | 44.72% | 4,295 | 10.99% | 1.90 | 0 | 8,604 | 6,748 | 1,951 | 44.29% | 39,067 | 17.29 |
| Fort Edward Free Library | 24,160 | 55.37% | 6,484 | 14.86% | 1.10 | 0 | 7,393 | 3,875 | 1,724 | 29.77% | 43,636 | 7.41 |
| Granville/Pember Library & Museum | 46,927 | 62.54% | 9,906 | 13.20% | 3.75 | 0 | 4,840 | 8,380 | 4,982 | 24.26% | 75,035 | 28.38 |
| Greenwich Free Library | 49,455 | 38.14% | 11,183 | 8.63% | 2.28 | 0 | 51,274 | 12,922 | 4,821 | 53.23% | 129,655 | 26.48 |
| Hudson Falls Free Library | 72,351 | 63.32% | 19,104 | 16.72% | 1.42 | 0 | 12,635 | 4,612 | 5,555 | 19.96% | 114,257 | 8.50 |
| Salem/Bancroft Public Library | 29,918 | 54.59% | 16,012 | 29.21% | 16.61 | 0 | 0 | 5,425 | 3,454 | 16.20% | 54,809 | 56.86 |
| Whitehall Free Library | 19,977 | 48.04% | 3,646 | 8.77% | 0.74 | 11,258 | 0 | 4,831 | 1,872 | 43.19% | 41,584 | 8.42 |
| Total Washington County | \$ 319,582 | 50.96% | \$ 89,255 | 14.23% | \$ 2.20 | \$ 11,258 | \$ 120,235 | \$ 55,436 | \$ 31,321 | 34.80% | \$ 627,087 | \$ 15.43 |
| Grand Total | \$9,207,401 | 67.91% | \$1,453,059 | 10.72% | \$ 5.24 | \$ 360,724 | \$ 1,375,225 | \$ 807,413 | \$ 354,679 | 21.37% | \$ 13,558,501 | \$ 48.91 |

| Consulting and Continuing Ed. | Sessions | Participants |
|--|-----------|--------------|
| Central Library/Regional Resources | 1 | 16 |
| Polaris Inventory Manager | 3 | 4 |
| Polaris PAC | 1 | 25 |
| Polaris Reports | 2 | 25 |
| Polaris 3.5 | 2 | 28 |
| Polaris Technical Services | 1 | 20 |
| Blog Training | 3 | 4 |
| Overdrive Training | 5 | 65 |
| David Bendekovic (Annual dinner) | 1 | 160 |
| CPLA: Human Resources | 2 | 36 |
| CPLA: Facilities | 2 | 48 |
| Friends Meeting: Fundraising | 1 | 19 |
| Legislative Day in Albany | 1 | 15 |
| Advocacy Workshop | 1 | 11 |
| Visits to Legislators | 1 | 4 |
| Visits to Member Library Boards | 20 | 240 |
| Corrections Meeting | 1 | 8 |
| Summer Reading Workshop | 1 | 33 |
| Youth Services Brown Bag Lunch | 1 | 8 |
| Kathleen O'Dean, Best YA books of 2009 | 1 | 60 |
| Total | 51 | 829 |



SALS Designated Funds**Local Library Support Aid (LLSA)**

\$.31 per capita or \$1,500, whichever is greater. In 2009 this grant was cut 9.64% and later by an additional 4.6%. Members were paid \$83,365 in 2009. The balance of \$5,002 was paid in 2010.

SALS Source: New York State categorical aid.

County Aid

County Aid is a SALS pass-through disbursement. It was calculated for 2009 grants as follows:

Hamilton: Minimum \$1,200, balance based on circulation. Total \$12,000.

Saratoga: Purchased OverDrive – downloadable audio books for Saratoga County Member Libraries. Total \$34,000.

Warren: 60% to Crandall, minimum \$1,500, balance based on Polaris annual report circulation. Total \$50,000.

Source: Each county. 2009 total for three counties: \$96,000

Construction

State aid for library construction and renovation was awarded to: Greenwich, \$3,950; Inlet, \$11,991; Round Lake, \$26,785; Stillwater, \$14,725 under the \$14 million Public Library Construction Grant Program. The ranking process and recommendation for funding amounts are determined by law, Education Commissioner's Regulation, and criteria developed by SALS' Board of Trustees as approved by the NYS Education Department. Source: NYS categorical aid.

County Youth Grants

Awards to enhance library services for youth through programming.

Source: Saratoga County Youth Bureau. Amount disbursed: \$1,714

Federal Library Services and Technology Act (LSTA) Grants (FY2008-2010)

Continuing Education for Library Managers (\$7,365 in 2009) This project was to provide continuing educational workshops in April 2009 and September 2009 designed for library management staff. The objective was to give the attendees skills and knowledge needed in order to operate their libraries effectively to meet local community needs. The Southern Adirondack Library System (SALS) worked with the Public Library Association (PLA) and the Adirondack Community College (ACC) to provide two CPLA courses, *Strategic HR: Organization & Personnel Management* and *Planning and Maintaining Library Buildings*.

Jeanne Goodrich presented *Strategic HR* on April 29-30, 2009. Cheryl Bryan presented *Planning and Maintaining Library Buildings* on September 16-17, 2009. A total of eighty-one people attended the programs.

Summer Reading Program (\$6,000 in 2009)

This program provides libraries a grant of \$176 each for programs and materials to support their Summer Reading Programs

Gates Library Grant Initiative; Opportunity Online Hardware Grant Program

This program is designed to help public libraries upgrade hardware and learn how to sustain these upgrades over time. The program focuses on libraries that serve high need communities that are struggling to keep pace with technology changes. The program also seeks to motivate local governments to commit long-term local funding to computer services in public libraries. Amount disbursed: \$17,649

SALS Undesignated State Aid**CPLA Scholarship**

For costs related to attending two CPLA Workshops each library was eligible to have one paid attendee. Amount disbursed: \$8,500

Continuing Education and Travel

One grant for \$325 per year for attendance at professional meetings and workshops and mileage to attend them. Amount disbursed: \$3,208

Program of the Year Awards

To acknowledge exemplary services, award-winning libraries receive \$200 each. Awards were given to Corinth Free Library for the program *Living on the Edge* and Mechanicville District Public Library for *Mechanicville Losers*. Amount disbursed: \$400

Trustee of the Year Awards

To acknowledge exemplary services by Trustees of Member Libraries. Libraries receive \$200 each. Awards were made in honor of: Richard "Dick" Merrill---from the Crandall Public Library and Thomas Mellon---from Stillwater Free Library. Amount disbursed \$400

SALS SERVICES: System Statistics

| Library | Materials Processed | | | Grants to Member Libraries | | | |
|--|---------------------|--------------|------------------|----------------------------|-----------------|------------------------|------------------|
| | Print | Non-Print | \$ Fee * | Continuing Ed. & Mileage | CPLA Grant | Summer Reading Program | Total |
| Hamilton County | | | | | | | |
| Indian Lake Public Library, Town of | 473 | 1 | \$ 357 | \$ 120 | \$ 0 | \$ 176 | \$ 296 |
| Inlet Public Library, Town of | 0 | 0 | 0 | 154 | 0 | 176 | 330 |
| Lake Pleasant Public Library, Town of | 0 | 0 | 0 | 0 | 250 | 176 | 426 |
| Cornelius Vanderbilt Whitney Long Lake Library | 0 | 0 | 0 | 0 | 0 | 176 | 176 |
| Raquette Lake Free Library | 277 | 53 | 314 | 325 | 500 | 176 | 1,001 |
| Total Hamilton County | 750 | 54 | \$ 671 | \$ 599 | \$ 750 | \$ 882 | \$ 2,231 |
| Saratoga County | | | | | | | |
| Ballston Spa Public Library | 502 | 0 | \$ 377 | \$ 70 | \$ 250 | 176 | \$ 496 |
| Burnt Hills/Ballston Community Public Library | 2,200 | 175 | 2,000 | 0 | 500 | 176 | 676 |
| Clifton Park-Halfmoon Public Library | 10,420 | 8 | 7,831 | 325 | 500 | 176 | 1,001 |
| Corinth Free Library | 304 | 4 | 236 | 325 | 500 | 176 | 1,001 |
| Galway Public Library | 552 | 74 | 562 | 0 | 500 | 176 | 676 |
| Mechanicville District Public Library | 0 | 0 | 0 | 80 | 500 | 176 | 756 |
| Round Lake/WRLIS Library/Malta Branch | 582 | 190 | 817 | 0 | 500 | 176 | 676 |
| Saratoga Springs Public Library | 12,348 | 524 | 10,309 | 0 | 500 | 176 | 676 |
| Schuylerville Public Library | 697 | 12 | 547 | 0 | 0 | 176 | 176 |
| Stillwater Free Library | 0 | 0 | 0 | 0 | 500 | 176 | 676 |
| Waterford Public Library | 0 | 0 | 0 | 249 | 500 | 176 | 925 |
| Total Saratoga County | 27,605 | 987 | \$ 22,678 | \$ 1,049 | \$ 4,750 | \$ 1,941 | \$ 7,740 |
| Warren County | | | | | | | |
| Bolton Free Library | 557 | 56 | \$ 530 | \$ 222 | \$ 0 | 176 | \$ 398 |
| Brant Lake/Horicon Free Public Library | 184 | 29 | 196 | 54 | 250 | 176 | 480 |
| Chester Public Library, Town of | 0 | 0 | 0 | 0 | 500 | 176 | 676 |
| Glens Falls/Crandall Public Library | 10,823 | 131 | 8,379 | 325 | 250 | 176 | 751 |
| Johnsburg Library, Town of | 0 | 0 | 0 | 239 | 250 | 176 | 665 |
| Lake George/Caldwell-Lake George Library | 0 | 0 | 0 | 0 | 0 | 176 | 176 |
| Luzerne/Hadley-Luzerne Public Library | 0 | 0 | 0 | 187 | 500 | 176 | 863 |
| Stony Creek Free Library | 48 | 0 | 36 | 176 | 500 | 176 | 852 |
| Warrensburg/Richards Library | 0 | 0 | 0 | 215 | 0 | 176 | 391 |
| Total Warren County | 11,612 | 216 | \$ 9,141 | \$ 1,418 | \$ 2,250 | \$ 1,588 | \$ 5,256 |
| Washington County | | | | | | | |
| Argyle Free Library | 245 | 0 | \$ 184 | \$ 0 | \$ 0 | \$ 176 | \$ 176 |
| Cambridge Public Library | 368 | 5 | 286 | 110 | 500 | 176 | 786 |
| Easton Library | 171 | 52 | 232 | 0 | 0 | 176 | 176 |
| Fort Edward Free Library | 0 | 0 | 0 | 0 | 0 | 176 | 176 |
| Granville/Pember Library & Museum | 474 | 63 | 482 | 0 | 0 | 176 | 176 |
| Greenwich Free Library | 407 | 99 | 503 | 0 | 0 | 176 | 176 |
| Hudson Falls Free Library | 0 | 0 | 0 | 0 | 0 | 176 | 176 |
| Salem/Bancroft Public Library | 0 | 0 | 0 | 33 | 250 | 176 | 459 |
| Whitehall Free Library | 143 | 15 | 137 | 0 | 0 | 176 | 176 |
| Total Washington County | 1,808 | 234 | \$ 1,824 | \$ 143 | \$ 750 | \$ 1,588 | \$ 2,481 |
| Grand Total | 41,775 | 1,491 | \$ 34,313 | \$ 3,209 | \$ 8,500 | \$ 6,000 | \$ 17,709 |

*Processing fee \$.75/print material, \$2.00/non-print material

General Fund & Acquires

Balance, December 31, 2008 \$ 1,864,995

Receipts:

| | | |
|--|-----------|------------------|
| State Aid | 1,438,125 | |
| State Aid - Automation | 69,128 | |
| Income from Investments | 37,907 | |
| Federal LSTA Title I | 8,210 | |
| State Grants | 19,941 | |
| County Aid for Member Libraries | 96,000 | |
| Lake Placid Foundation Grant | 3,000 | |
| Reimbursement of Prior Year Expenses - General Fund | 1,514 | |
| Reimbursement of Materials Member Libraries - Acquires | 544,656 | |
| Miscellaneous | 45,761 | |
| Transfers from Acquires | 20,000 | |
| Transfers from Capital Fund | 76,000 | 2,360,242 |
| | | <u>4,225,237</u> |

Disbursements:

| | | |
|---|------------|------------------|
| Grants to Member Libraries & Others - CPLA, LLSA, | \$ 194,391 | |
| Delivery Service | 140,775 | |
| County Aid for Member Libraries | 96,000 | |
| Central Library Development Aid - Crandall Public Library | 85,974 | |
| Books & Other Library Materials | 72,987 | |
| Salaries for Personnel | 478,486 | |
| Employee and Retiree Benefits | 242,259 | |
| Operation and Maintenance of Building | 163,666 | |
| Operation and Maintenance of Vehicles | 1,187 | |
| Equipment Purchased | 20,849 | |
| Travel - Staff and Board | 6,011 | |
| Other Operating Expenses | 29,987 | |
| Transfer to Capital Fund | 100,000 | |
| Acquires Expenses | 555,201 | 2,187,773 |
| | | <u>2,187,773</u> |

Balance, December 31, 2009 \$ 2,037,464

Reconciliation of Ending Balance:

| | |
|--|---------------------|
| N.O.W. Checking Accounts | \$ 152,915 |
| Money Market Savings amd Certificates of Deposit | 1,884,549 |
| Total Cash and Investments | <u>\$ 2,037,464</u> |

Trust and Agency Fund

Balance, December 31, 2008 \$ 22,914

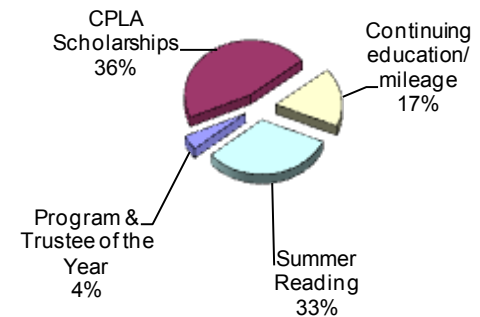
| | |
|---------------------------------------|------------------|
| Receipts: Transfers from General Fund | 1,122,425 |
| | <u>1,145,339</u> |
| Less: Disbursements | 1,137,421 |
| Balance, December 31, 2009 | <u>\$ 7,918</u> |

Capital Fund

Balance, December 31, 2008 \$ 75,966

| | |
|-----------------------------------|-------------------|
| Receipts: Interest Income | 1,128 |
| Transfer from General Fund | 100,000 |
| | <u>177,094</u> |
| Transfer to General Fund | 76,000 |
| Balance, December 31, 2009 | <u>\$ 101,094</u> |

**Distribution of \$18,508
in subsidies to member libraries**



SALS SERVICES: Central Library Report to Member Libraries at SALS' Annual Meeting

We are proud to have been the SALS Central Library since 1958. During 2009, Crandall Public Library continued to experience increased use of Central Library services. This continuing success could not have been accomplished without the guidance and support of the Southern Adirondack Library System, its Board of Trustees, Director, Sara Dallas and staff. We also extend our appreciation to the trustees of Crandall Public Library and the trustees of SALS who approve the Central Library Plan of Service each year. Implementation of the Central Library Plan of Service would also not be possible without the dedication of Crandall staff, and the 34 member libraries that use the services of the Central Library.

As recipients of Central Library services, member libraries and their customers provide assessment of the effectiveness of our services and their reactions inform the Central Library program. A May 2009 internet survey indicated that 93% of regional respondents accessed Crandall Public Library resources remotely through the library's website (www.crandalllibrary.org) and used these resources for education, health information, eGovernment and employment. Crandall Public Library also participated in NYLA's SnapShotNY, a one-day glimpse at library services. One Central Library customer stated:

"Crandall Library is my resource for books, audiobooks, magazines, reference. I love the "new" library. I am so glad to have such a wonderful facility to borrow from and to have so many choices in what I borrow. Knowledge and information are so important to me and what better place to get that than at the library."

With the bulk of the expansion and renovation project completed, Crandall Public Library programs and services

continued to expand in 2009 at seemingly exponential rates. For example:

- Provided 34,069 items for Central Library Interlibrary loan including the popular pocket-sized Playways (digital audiobooks). This represents a 15.6 % increase over 2008.
- Even the smallest libraries in the SALS system may be asked by a customer for very complex material from any location in the world. Central Library staff place requests for the member libraries for these materials through OCLC's interlibrary loan function. The materials are sent directly to the requesting library to get the items to the requestor as quickly as possible, and the borrowing library assumes the responsibility for mailing the materials back to the loaning library.
- With CBA funds, purchased a start-up collection of e-books; 80 non-fiction titles were purchased. In the first month there were 139 check-outs. To help expand the service, the Round Lake Library and Round Lake/Malta branch generously contributed 9 fiction e-books this month.
- Continued to add to Crandall's in-depth adult, non-fiction collections to supplement services to the 30.6% of Crandall customers who are Central Library patrons. Central library staff is always willing to share their expertise with member libraries and provide training in special collections and resources such as health and genealogy.

– Christine McDonald, Director
Crandall Public Library

About Libraries Today

- Almost 12 million of the country's 14-18 year-olds used library computers in 2009.
- One in four Americans use library computers when they travel.
- 2 out of 3 people use library computers to help friends or family.
- People of all ages and ethnicities use public library computers.
- Entrepreneurs and small businesses rely on public library computers.
- Public library computers link people to their government, communities, and civic organizations.

– Bill and Melinda Gates Foundation

During 2009, we fulfilled our mission to improve and expand library services through the dedicated work of the Board of Trustees, SALS staff and our Central Library, Crandall Public Library in Glens Falls.

Administration

Nancy Bowen
Sara Dallas
Jill Martz
Bill Rougier

Joint Automation Staff

Laura Baker
Mary Hanley
Michele Largeteau
Christopher Mundell
Diane Robinson
Jason Thomson

**Acquisitions
Cataloging
Technical Services**

Susan L. DeBonis
Candyce Donovan
Josina Warnow
Sharon Shyne

Resource Sharing

Cindy Mirra

Consultants

Jennifer Ferriss
Jill Ryder

SALS Board of Trustees

Arnie Elman, President
Cheryl M. Gold
Julia S. Helms, Secretary
Judy Hoover
Robert W. Jeffords, Treasurer
Deborah M. Jones
Paul K. Mays
James C. Mosher
Dale Nemer
Sandi Payne
Jerold Pepper
Joyce M. Smith, Vice President

SALS Member Libraries

Hamilton County

| | |
|--|----------------|
| Town of Indian Lake Public Library | 648-5444 |
| Town of Inlet Public Library | (315) 357-6494 |
| Town of Lake Pleasant Public Library | 548-4411 |
| Cornelius Vanderbilt Whitney Long Lake Library | 624-3825 |
| Raquette Lake Free Library | (315) 354-4005 |

Saratoga County

| | |
|---|----------|
| Ballston Spa Public Library | 885-5022 |
| Burnt Hills, Town of Ballston Community Library | 399-8174 |
| Clifton Park - Halfmoon Public Library | 371-8622 |
| Corinth Free Library | 654-6913 |
| Galway Public Library | 882-6385 |
| Mechanicville District Public Library | 664-4646 |
| Round Lake Library | 899-2285 |
| Saratoga Springs Public Library | 584-7860 |
| Schuylerville Public Library | 695-6641 |
| Stillwater Free Library | 664-6255 |
| Waterford Public Library | 237-0891 |

Warren County

| | |
|---|----------|
| Bolton Free Library | 644-2233 |
| Brant Lake, Horicon Free Public Library | 494-4189 |
| Town of Chester Public Library | 494-5384 |
| ■ Glens Falls, Crandall Public Library | 792-6508 |
| Lake George, Caldwell-Lake George Library | 668-2528 |
| Luzerne, Hadley-Luzerne Public Library | 696-3423 |
| North Creek, Town of Johnsbury Library | 251-4343 |
| Stony Creek Free Library | 696-5911 |
| Warrensburg, Richards Library | 623-3011 |

Washington County

| | |
|------------------------------------|----------|
| Argyle Free Library | 638-8911 |
| Cambridge Public Library | 677-2443 |
| Easton Library | 692-2253 |
| Fort Edward Free Library | 747-6743 |
| Granville, Pember Library & Museum | 642-2525 |
| Greenwich Free Library | 692-7157 |
| Hudson Falls Free Library | 747-6406 |
| Salem, Bancroft Public Library | 854-7463 |
| Whitehall Free Library | 499-1366 |

- Central Reference Library