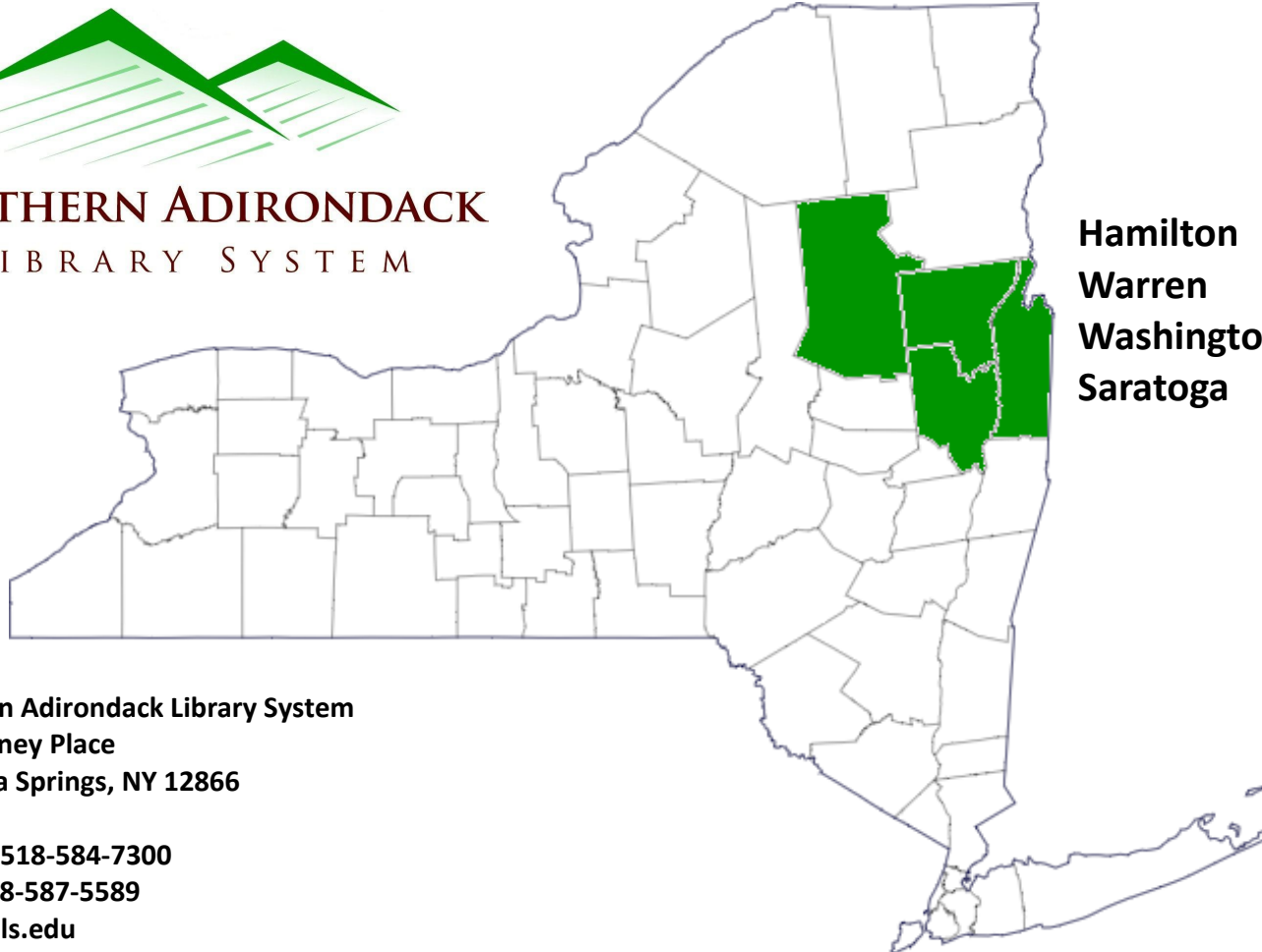


2018 Statistical Summary



SOUTHERN ADIRONDACK
LIBRARY SYSTEM



**Hamilton
Warren
Washington
Saratoga**

Southern Adirondack Library System
22 Whitney Place
Saratoga Springs, NY 12866

Phone: 518-584-7300
FAX: 518-587-5589
www.sals.edu

SALS Plan of Service 2017-2021

SALS completed the second year of its revised plan of service, developed using data collected from our member libraries. Member library staff and trustees identified the system services they needed in order to provide quality library services to their communities. The SALS 2020 budget will be developed based upon the System Plan of Service and evaluation results.

The four service priorities chosen by our membership, regardless of library size and budget are:

- Joint Automation/POLARIS support
- Delivery & Interlibrary Loan Services
- Consulting & Continuing Education
- Technology

In June of 2018, member library staff and trustees were asked to complete a system use and satisfaction survey. The survey helped us measure, evaluate, and allocate system resources for FY 2019.

SALS is most effective when it focuses its resources on meeting its memberships' priorities.

I want to thank the SALS Board of Trustees, the SALS staff, and the membership for helping us define and improve our services to our community.

—Sara Dallas, Director

TABLE OF CONTENTS

Taking Stock

About Libraries Today.....	4
NYS Minimum Standards.....	5
NYS Library Director Standards.....	5
Types of Libraries.....	6
Local Votes: How To	7
Statistical Benchmarks & Book Prices	8

Operations

2017/2018 Circulation Data	9
Type/Area Chartered to serve	
2010 census pop. of chartered area	
2017/2018 circulation +/-	
2017/2018 circulation per capita +/- %	
Cataloged Holdings.....	10
Adult & YA Print Materials—% of holdings	
Juvenile Print Materials—% of holdings	
Other Print Materials—% of holdings	
Electronic Holdings—% of holdings	
Non Print/AV—% of holdings	
Total Holdings	
2018 Holdings per capita	
Interlibrary Loan Resource Sharing	11/12
Deliveries per Week 2017/2018	
2018 Borrowed Loaned Total Activity	
2017 Total Activity	
Total Activity change +/- % Change	

Library Operations..... 13

Library Visits Visits per capita
Programs Held Program Attendance
Registered Borrowers
Hours Open/Week
Square Feet
Year of Last Major Renovation/Addition
In House Use of Public PCs WiFi Access
Paid Staff FTE
FTE Hours/Week

Library Program of the Year..... 14

Finances

Local Public Funds..... 15

Local Funding from Chartered Area
Chartered Local Funds per capita
Other Local Funding
County Aid
Local Public Funds—Total \$ per capita

Operating Fund Receipts..... 16

Total Local Public Funds
System Cash Grants
Other State & Federal Aid
Other
Operating Fund Receipts—Total \$ per capita

Operating Fund Expenditures 17

Salaries & Benefits—% of Total
Library Materials—% of Total \$ per capita
Capital Expense
Building Expense
Misc. & Other Expense
Contracts with Libraries/Systems
All Other Expenses—%
Operating Fund Expenses - Total \$ per capita

SALS Services

Continuing Education & Consulting	18
Technology	19
Challenge Grants	20
Designated Fund Distribution	21
SALS Treasurer's Report Distribution of Subsidies to Members	22
Central Library Report	23
Staff & Trustees	24
Member Libraries	25

The statistics in this booklet were supplied by Member Libraries in their 2018 Annual Reports.

About Libraries Today

The 2019 State of America's Libraries report released by the American Library Association during National Library Week outlines statistics and issues affecting libraries of all types.

Public Libraries

"The number of public programs offered per capita has jumped 27.5% while the number of programs attended per capita has risen 16.9%. The Public Library Association (PLA) is responding to this trend by offering relevant initiatives designed to help public libraries offer targeted programs around issues that matter most to patrons. These include locating reliable health information, learning the skills needed to thrive in today's digital economy, helping children and families succeed in school and life, and purchasing affordable health insurance." Other issues public libraries are facing include:

2020 Census

- Historically, people in poverty, those in transient living situations, and people of color and immigrants are undercounted in census efforts.
- Will be conducted primarily online for the first time in US history, which will further exacerbate the challenge of getting an accurate count, especially in rural "hard to count" areas without reliable broadband.
- Libraries can provide broadband access points and trusted assistance to those with digital and literacy challenges to ensure that everyone is counted.

Homelessness and addiction

- Two of the most difficult issues facing communities today, with US Department of Housing and Urban Development serving 1 million people with housing each year, and more than 130 people dying every day from an opioid overdose.
- Public libraries are responding to these challenges by offering life-skills training, hosting public forums, and training staff in administering life-saving Narcan.

Equity, diversity, inclusion, and social justice

- Public library workers, racial justice leaders, and library scholars advocate for "critical race discourse" in library education and practice.
- Use racial equity assessment tools to help address equity and social justice in policies and programs.

NYS Minimum Standards & Library Director Standards

Regulations of the Commissioner of Education

Regulation 90.2: Standards for Registration of Public, Free Association and Indian Libraries

(a) A public, free association or Indian library will be registered if it meets the following standards satisfactory to the commissioner:

- (1) is governed by written bylaws which outline the responsibilities and procedures of the library board of trustees;
- (2) has a board-approved, written long-range plan of service;
- (3) presents an annual report to the community on the library's progress in meeting its goals and objectives;
- (4) has board-approved written policies for the operation of the library;
- (5) presents annually to appropriate funding agencies a written budget which would enable the library to meet or exceed these standards and to carry out its long-range plan of service;
- (6) periodically evaluates the effectiveness of the library's collection and services in meeting community needs;
- (7) is open the following scheduled hours (*see chart*)
- (8) maintains a facility to meet community needs, including adequate space, lighting, shelving, seating, and restroom;
- (9) has a telephone, photocopier, microcomputer, printer, telefacsimile machine and other equipment necessary to facilitate access to information;
- (10) distributes printed information listing the library's hours open, borrowing rules, services, location and phone number.
- (11) employs a paid director in accordance with the provisions of Section 90.8 of this Part (*see chart*)

(b) Any public, free association or Indian library registered by the department at the time this section takes effect shall be required to meet the standards for registration in subdivision (a) of this section on the following schedule:

- (1) meet the standards of paragraphs (1) through (5) and (10) of subdivision (a) of this section on or before January 1, 1995.

(2) meet the standards of paragraph (6) of subdivision (a) of this section on or before January 1, 1997.

(3) meet the standards of paragraphs (7), (8), (9) and (11) of subdivision (a) of this section on or before January 1, 1999.

(c) **Variances.** If circumstances over which any public, free association or Indian library has no control prevent it from meeting one or more of the standards of service set forward in subdivision (a) of this section, such library may apply for a variance for such standard(s). The application for such variance shall be submitted for such library by the public library system of which such library is a member, in a form prescribed by the commissioner. No variance granted pursuant to this subdivision shall be deemed to relieve a public, free association or Indian library of any obligation imposed by any other provision of federal or state law.

Regulation 90.2: Scheduled Hours***Regulation 90.8: Standards for Library Director***

Population	Minimum weekly hours open	Library Director
Up to 500	12	
500-2,499	20	
2,500-4,999	25	2 years/Associate degree
5,000 - 7,499	35	4 years/BA degree
7,500 –14,999	35	MLS/Professional Certificate or Certificate of Qualification
15,000-24,999	40	
25,000-99,999	55	
100,000 and above	60	

Types of Libraries

	ASSOCIATION LIBRARIES	PUBLIC LIBRARIES		
		Municipal Public Library	School District Public Library	Special District Public Library
HOW ESTABLISHED	By vote of association members or as trustees operating under a will or deed of trust.	By vote of county, city, town or village board; or by petition and referendum.	By vote of school district voters.	By special act of State legislature and vote of special district voters.*
CHARTER	Regents incorporate by charter.	Regents incorporate by charter.	Regents incorporate by charter.	Regents incorporate by charter.
REGISTRATION	Education Department registers. Must meet minimum standards in order to receive public funds.	Education Department registers. Must meet minimum standards in order to receive public funds.	Education Department registers. Must meet minimum standards in order to receive public funds.	Education Department registers. Must meet minimum standards in order to receive public funds.
TAX FUNDS	May receive appropriation from units of government. Also tax levy by vote of municipal or school district voters. Library should sign contract with appropriating unit. May petition municipal and/or school district tax payers for funds.	Budget approved by county, city, town, or village board. Also tax levy by vote of municipal or school district voters. May petition municipal and/or school district tax payers for funds.	Budget approved by school district voters. May also petition for a tax levy from municipalities.	Budget approved by district voters. May also petition for a tax levy from municipalities, unless enactment legislation specifies otherwise.
BONDING AUTHORITY	Not permitted. Requires a special act of legislation through Dormitory Authority of the State of New York (DASNY)	Municipal government may bond if it owns the library building.	School district may bond if it owns the library building.	A municipality may bond on behalf of district if legislation allows.*
BOARD OF TRUSTEES	Number: 5-25. Elected by association members. Term of office: set by charter. Responsible to association membership and to Regents. Residential requirements may be established in bylaws.	Number: 5-15. Approved by municipal governing board; term of office: three or five years if established after 1921.** Responsible to municipal government, public, and Regents. Must be residents of municipality (except village library).	Number: 5-15. Elected by school district voters. Term of office: three or five years (if established after 1921).** Responsible to school district voters and Regents. Must be residents of school district.	Number: determined by enabling legislation. Elected by residents of special district. Term of office: five years or as defined by legislation. Responsible to special district voters and Regents. Residency requirements determined by enabling legislation.
COMMUNITY INVOLVEMENT	Public can join association and may vote for trustees.	Public "owns" library; votes for elected officials who are sympathetic to library needs.	Public "owns" library and votes directly for trustees and budget.	Public "owns" library and votes directly for trustees and budget.
RETIREMENT BENEFITS	May purchase retirement benefits from private vendor. Some may be in State Retirement System if specified in statute.	State Retirement System benefits through municipality.	State Retirement System benefits through school district or independently.	State Retirement System benefits if library district opts to participate.
CIVIL SERVICE	Employees not covered by Civil Service.	Employees subject to Civil Service Law.	Employees subject to Civil Service Law.	Employees subject to Civil Service Law.

* Special library districts are created by act of the New York State Legislature. Each one is different and reflects the particular needs and situation of that district. There is no comprehensive legal definition of a special library district.

** Became effective January 1, 1999.

Local Votes: How To

Stable, sufficient funding provides the security for a library's operating budget.

Resource - Creating Public Library Districts in New York State: a "how-to" guide					
Developed by Panz Library Consulting, under a contract with New York State Library Development					
http://www.nysl.nysed.gov/libdev/libs/pldtools/guide/index.html					
Library	Budget Vote Held By	Type of Library	Voters Live In	Budget Vote \$ Amount	Date Held
Argyle Free Library	Argyle Central School District	Assoc. Town	School District	\$59,760	5/15/2018
Ballston Spa Public Library	Ballston Spa Central School District	Public Village	School District	\$56,700	5/15/2018
Bancroft Public Library	Salem Central School District	Public Village	School District	\$21,019	5/15/2018
Cambridge Public Library	Cambridge Central School District	Public Village	School District	\$52,000	5/15/2018
Clifton Park-Halfmoon Public Library	Clifton Park-Halfmoon Library District	Special District	Special Legislative District	\$4,457,561	9/27/2018
Corinth Free Library	Corinth Central School District	Assoc. Town	School District	\$60,433	5/15/2018
Cornelius Vanderbilt Whitney Long Lake Library	Long Lake Central School District	School District	School District	\$146,656	6/19/2018
Crandall Public Library				\$4,725,787	
Crandall Public Library	Glens Falls, City of	Special District	City		11/06/2018
Crandall Public Library	Queensbury, Town of	Special District	Town		11/06/2018
Crandall Public Library	Moreau, Town of	Special District	Town		11/06/2018
Easton Library	Greenwich Central School District	Assoc. Town	School District	\$41,442	5/15/2018
Galway Public Library	Galway Central School District	School District	School District	\$164,100	6/12/2018
Greenwich Free Library	Greenwich Central School District	Assoc. Town	School District	\$97,674	5/15/2018
Hadley-Luzerne Public Library	Lake Luzerne, Town of	Public Town	Town	\$41,271	11/06/1996
Mechanicville District Public Library	Mechanicville City School District	School District	School District	\$338,677	05/11/2014
Raquette Lake Free Library	Raquette Lake Union Free School District	Assoc. School District	School District	\$11,000	5/15/2018
Richards Library	Warrensburg Central School District	Assoc. Other ¹	School District	\$152,130	5/15/2018
Saratoga Springs Public Library	Saratoga Springs City School District	School District	School District	\$5,103,600	4/12/2018
Schuylerville Public Library	Schuylerville Central School District	School District	School District	\$340,000	05/16/2017
Stillwater Public Library	Stillwater Central School District	School District	School District	\$269,479	5/15/2018
Stony Creek Free Library	Hadley-Luzerne Central School	Assoc. Town	School District	\$6,500	5/15/2012
Waterford Public Library	Waterford Halfmoon-Union Free School District	School District	School District	\$277,925	6/06/2018
Whitehall Free Library	Whitehall Central School District	Assoc. School District	School District	\$15,000	05/17/2016
Woman's Round Lake Improvement Society	Malta, Town of	Assoc. Town	Town	\$339,000	11/08/2016

¹ As amended June 22, 2009, Richards Library is chartered to serve the towns of Warrensburg and Thurman; it receives funds from the Bolton, Lake George, Athol & Johnsburg School Districts

Statistical Benchmarks & Book Prices

Averages	National	New York State ³	SALS Members	Your Library
Circulation per capita	8.69 ¹	7.99	9.32	(p.9)
Print material holdings per capita	2.86 ¹	6.66	3.72	(p. 10)
Per capita support (income) local public funding	\$46.57 ¹	\$64.64	\$55.46	(p. 15)
Per capita operating expenses	\$44.36 ¹	\$70.21	\$61.47	(p. 17)
Per capita expenses for library materials	—	\$6.65	\$5.29	(p. 17)
Budget distribution	—	63.21% for paid staff; 10.65% for materials	62.99% for paid staff; 8.60% for library materials	(p. 17)
Salaries	\$52,152 ² (Average salary for 2017 graduates employed full-time)	NYLA suggests that the starting salary for library staff be comparable to people with similar education and responsibilities working in the same community.		

¹2017 Public Library Data Service Statistical Report: Characteristics & Trends — FY2016 data ([https://storage.googleapis.com/co_drive/Documents/PLDS/2017PLDSReport\(FINAL\).pdf](https://storage.googleapis.com/co_drive/Documents/PLDS/2017PLDSReport(FINAL).pdf))

²Library Journal, Salaries Rise Slightly | Placements & Salaries 2018

³Bibliostat Connect, 2017 Annual Report data

*SALS-specific figures

Average Book Prices 2018

School Library Journal, March 2019

Adult Fiction	
Hardcover.....	\$26.58
Trade Paperback	\$16.19
Adult Nonfiction	
Hardcover.....	\$29.92
Trade paperback	\$20.81
Mass Market Paperback.....	\$9.00
Children's and YA Hardcover	\$16.18
*E-Books:	\$37.30
*E-Audiobooks:	\$61.99

Library	Type/Area Chartered to Serve	2010 Census Population	Circulation		2018-2017	Circulation per capita		2018/2017
			2017	2018	+ or -	2017	2018	+ or - %
Hamilton County								
Indian Lake Public Library, Town of	Public Town	1,352	15,265	15,489	224	11.29	11.46	1.47%
Inlet Public Library, Town of	Public Town	333	4,896	4,542	(354)	14.70	13.64	-7.23%
Lake Pleasant Public Library, Town of	Public Town	781	11,059	11,526	467	14.16	14.76	4.22%
Cornelius V. Whitney Long Lake Public Library	PSD	597	12,444	12,745	301	20.84	21.35	2.42%
Raquette Lake Free Library	Association School District	114	6,482	5,491	(991)	56.86	48.17	-15.29%
Total Hamilton County		3,177	50,146	49,793	(353)	15.78	15.67	
Saratoga County								
Ballston Spa Public Library	Public Village	5,409	50,109	50,490	381	9.26	9.33	0.76%
Burnt Hills/Ballston Community Public Library	Public Town	8,638	131,173	132,458	1,285	15.19	15.33	0.98%
Clifton Park-Halfmoon Public Library	PSLD	56,138	774,997	757,134	(17,863)	13.81	13.49	-2.30%
Corinth Free Library	Association Town	6,531	22,355	20,193	(2,162)	3.42	3.09	-9.67%
Galway Public Library	PSD	7,029	23,926	22,932	(994)	3.40	3.26	-4.15%
Mechanicville District Public Library	PSD	9,536	52,827	50,312	(2,515)	5.54	5.28	-4.76%
Round Lake/WRLIS Library/Malta Branch	Association Town	14,765	82,759	79,431	(3,328)	5.61	5.38	-4.02%
Saratoga Springs Public Library	PSD	49,070	821,797	777,377	(44,420)	16.75	15.84	-5.41%
Schuylerville Public Library	PSD	9,881	35,465	42,903	7,438	3.59	4.34	20.97%
Stillwater Public Library	PSD	7,444	28,145	27,638	(507)	3.78	3.71	-1.80%
Waterford Public Library	PSD	5,784	35,137	31,551	(3,586)	6.07	5.45	-10.21%
Total Saratoga County		180,225	2,058,690	1,992,419	(66,271)	11.42	11.06	
Warren County								
Bolton Free Library	Association Town	2,326	13,724	12,991	(733)	5.90	5.59	-5.34%
Brant Lake/Horicon Free Public Library	Public Town	1,389	6,302	6,416	114	4.54	4.62	1.81%
Chester Public Library, Town of	Public Town	3,355	25,256	22,818	(2,438)	7.53	6.80	-9.65%
Glens Falls/Crandall Public Library	PSLD	57,329	580,266	557,868	(22,398)	10.12	9.73	-3.86%
Johnsburg Library, Town of	Public Town	2,395	22,729	21,783	(946)	9.49	9.10	-4.16%
Caldwell-Lake George Library	Association Town	3,515	10,013	11,469	1,456	2.85	3.26	14.54%
Hadley-Luzerne Public Library	Public Town	5,395	14,954	15,334	380	2.77	2.84	2.54%
Stony Creek Free Library	Association Town	767	3,799	2,766	(1,033)	4.95	3.61	-27.19%
Warrensburg/Richards Library	Association Other	5,313	24,220	24,604	384	4.56	4.63	1.59%
Total Warren County		81,784	701,263	676,049	(25,214)	8.57	8.27	
Washington County								
Argyle Free Library	Association Town	3,782	12,052	11,189	(863)	3.19	2.96	-7.16%
Cambridge Public Library	Public Village	1,870	27,734	26,886	(848)	14.83	14.38	-3.06%
Easton Library	Association Town	2,336	7,170	6,000	(1,170)	3.07	2.57	-16.32%
Fort Edward Free Library	Association Village	3,375	4,128	4,582	454	1.22	1.36	11.00%
Granville/Pember Library & Museum	Public Village	2,543	22,497	19,933	(2,564)	8.85	7.84	-11.40%
Greenwich Free Library	Association Town	4,942	38,715	40,269	1,554	7.83	8.15	4.01%
Hudson Falls Free Library	Association School District	15,389	12,160	13,103	943	0.79	0.85	7.75%
Salem/Bancroft Public Library	Public Town	2,715	17,480	17,690	210	6.44	6.52	1.20%
Whitehall Free Library	Association School District	4,939	4,726	4,781	55	0.96	0.97	1.16%
Total Washington County		41,891	146,662	144,433	(2,229)	3.50	3.45	
Grand Total Member Libraries		307,077	2,956,761	2,862,694	(94,067)	9.63	9.32	-3.18%
SALS Population Chartered to Serve for Unserved Localities		<						

Cataloged Holdings

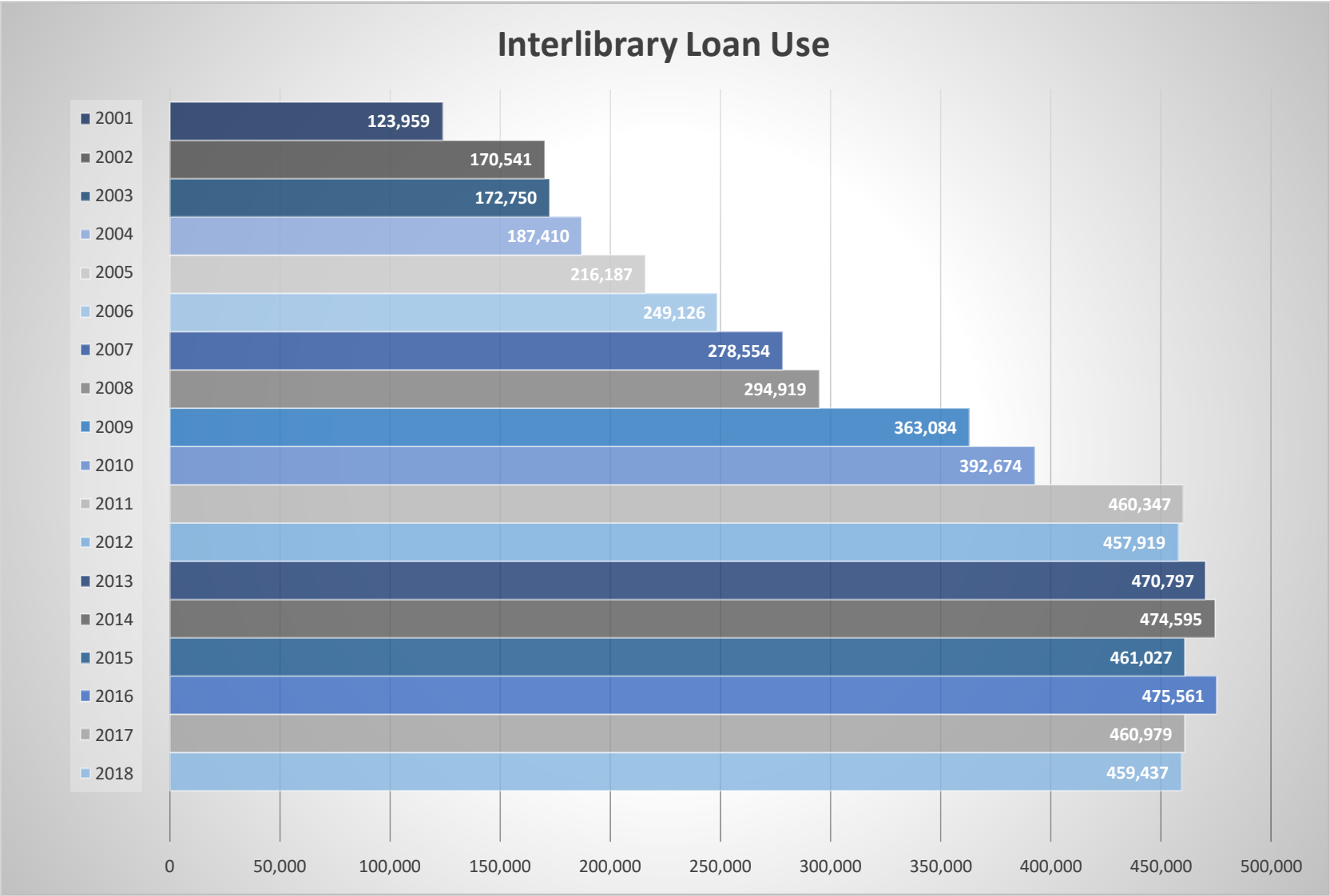
	Adult & YA Print Materials	% of total holdings	Juvenile Print Materials	% of total holdings	Other Print Materials	% of total holdings	2018 Print holdings per capita	Electronic Holdings*	% of total holdings	Non-Print AV	% of total holdings	Total Holdings*
Hamilton County												
Indian Lake Public Library, Town of	18,013	37%	9,495	20%	2,536	5%	22.22	13,809	28%	4,808	10%	48,661
Inlet Public Library, Town of	4,454	19%	3,553	15%	51	0%	24.20	13,809	60%	1,095	5%	22,962
Lake Pleasant Public Library, Town of	7,151	26%	3,387	13%	6	0%	13.50	13,809	51%	2,680	10%	27,033
Cornelius V. Whitney Long Lake Public Library	8,292	29%	3,373	12%	13	0%	19.56	13,809	48%	3,362	12%	28,849
Raquette Lake Free Library	6,413	23%	4,097	15%	889	3%	99.99	13,809	49%	2,843	10%	28,051
Total Hamilton County	44,323	44%	23,905	24%	3,495	3%	22.58	13,809	14%	14,788	15%	100,320
Saratoga County												
Ballston Spa Public Library	16,067	36%	9,705	22%	612	1%	4.88	13,837	31%	4,492	10%	44,713
Burnt Hills/Ballston Community Public Library	28,690	42%	16,399	24%	95	0%	5.23	13,842	20%	9,541	14%	68,567
Clifton Park-Halfmoon Public Library	76,281	41%	59,188	32%	331	0%	2.42	19,818	11%	30,268	16%	185,886
Corinth Free Library	11,438	32%	6,239	18%	2,140	6%	3.03	13,928	39%	1,749	5%	35,494
Galway Public Library	14,780	34%	10,177	23%	491	1%	3.62	13,931	32%	4,665	11%	44,044
Mechanicville District Public Library	19,880	37%	10,219	19%	352	1%	3.19	14,165	27%	8,513	16%	53,129
Round Lake/WRLIS Library/Malta Branch	17,496	31%	17,353	31%	733	1%	2.41	14,870	26%	5,826	10%	56,278
Saratoga Springs Public Library	101,939	46%	61,823	28%	10,707	5%	3.56	14,663	7%	33,978	15%	223,110
Schuylerville Public Library	8,595	27%	6,552	20%	238	1%	1.56	13,854	43%	3,065	9%	32,304
Stillwater Public Library	8,484	25%	7,791	23%	46	0%	2.19	13,809	40%	4,238	12%	34,368
Waterford Public Library	8,014	25%	7,106	22%	35	0%	2.62	13,809	44%	2,687	8%	31,651
Total Saratoga County	311,664	46%	212,552	32%	15,780	2%	3.00	22,436	3%	109,022	16%	671,454
Warren County												
Bolton Free Library	8,661	30%	4,126	15%	550	2%	5.73	13,809	49%	1,275	4%	28,421
Brant Lake/Horicon Free Public Library	6,479	25%	4,057	16%	564	2%	7.99	13,809	53%	1,199	5%	26,108
Chester Public Library, Town of	11,292	29%	8,830	23%	748	2%	6.22	13,809	36%	4,088	11%	38,767
Glens Falls/Crandall Public Library	105,694	30%	49,145	14%	123,928	36%	4.86	35,312	10%	35,000	10%	349,079
Johnsburg Library, Town of	15,857	38%	5,601	14%	1,311	3%	9.51	13,809	33%	4,774	12%	41,352
Caldwell-Lake George Library	7,341	27%	3,147	12%	1,495	6%	3.41	13,818	51%	1,320	5%	27,121
Hadley-Luzerne Public Library	8,148	30%	3,176	12%	189	1%	2.13	13,809	51%	1,948	7%	27,270
Stony Creek Free Library	5,272	22%	2,322	10%	7	0%	9.91	13,809	59%	2,084	9%	23,494
Warrensburg/Richards Library	7,560	27%	4,083	15%	105	0%	2.21	13,822	49%	2,536	9%	28,106
Total Warren County	176,304	37%	84,487	18%	128,897	27%	4.76	35,334	7%	54,224	11%	479,246
Washington County												
Argyle Free Library	4,870	22%	2,727	9%	162	1%	2.05	13,811	61%	1,060	3%	22,630
Cambridge Public Library	6,236	19%	3,549	11%	5,536	17%	8.19	13,809	43%	2,898	9%	32,028
Easton Library	7,291	25%	5,772	19%	191	1%	5.67	13,811	47%	2,636	9%	29,701
Fort Edward Free Library	11,119	34%	5,475	17%	984	3%	5.21	13,809	42%	1,105	3%	32,492
Granville/Pember Library & Museum	11,219	33%	5,460	16%	480	1%	6.75	13,810	41%	2,753	8%	33,722
Greenwich Free Library	14,304	31%	7,019	15%	297	1%	4.37	20,363	44%	4,331	9%	46,314
Hudson Falls Free Library	11,841	33%	7,844	22%	388	1%	1.30	13,809	39%	1,815	5%	35,697
Salem/Bancroft Public Library	10,769	34%	4,526	14%	18	0%	5.64	13,809	44%	2,139	7%	31,261
Whitehall Free Library	4,967	19%	6,315	24%	269	1%	2.34	13,809	52%	1,072	4%	26,432
Total Washington County	82,616	46%	48,687	27%	8,325	5%	3.33	20,368	11%	19,809	11%	179,805
Grand Total	614,907	44%	369,631	27%	156,497	11%	3.72	50,520	4%	197,843	14%	1,389,398

*Member libraries share access to 13,809 Electronic Holdings via OverDrive. Double-counted holdings have been removed from county and system totals.

Interlibrary Loan Resource Sharing

		Dec. 2017	Dec. 2018	2018				2017	Total Activity	
Code	Library	Deliveries per Week	Deliveries per Week	Borrowed	Loaned	Borrow more than loan	Total Activity	Total Activity	Change + or -	% Change
	Hamilton County									
IND	Indian Lake Public Library, Town of	3	3	1,035	4,038	(3,003)	5,073	5,213	(140)	-2.7%
ILT	Inlet Public Library, Town of	3	3	385	1,822	(1,437)	2,207	2,480	(273)	-11.0%
LKP	Lake Pleasant Public Library, Town of	3	3	1,702	2,697	(995)	4,399	3,242	1,157	35.7%
LGL	Cornelius V. Whitney Long Lake Public Library	3	3	1,308	2,243	(935)	3,551	3,826	(275)	-7.2%
RAQ	Raquette Lake Free Library	3	3	487	2,773	(2,286)	3,260	3,490	(230)	-6.6%
	Total Hamilton County	15	15	4,917	13,573		18,490	18,251	239	1.3%
	Saratoga County									
BAL	Ballston Spa Public Library	5	5	8,914	4,146	4,768	13,060	12,924	136	1.1%
BUR	Burnt Hills/Ballston Community Public Library	5	5	12,096	14,491	(2,395)	26,587	28,841	(2,254)	-7.8%
CPH	Clifton Park-Halfmoon Public Library	5	5	46,503	37,744	8,759	84,247	74,490	9,757	13.1%
COR	Corinth Free Library	4	4	3,541	3,608	(67)	7,149	7,839	(690)	-8.8%
GAL	Galway Public Library	3	3	3,664	4,518	(854)	8,182	9,025	(843)	-9.3%
MEC	Mechanicville District Public Library	5	5	5,133	12,563	(7,430)	17,696	19,093	(1,397)	-7.3%
RDL	Round Lake/WRLIS Library/Malta Branch	10	10	13,863	5,891	7,972	19,754	21,411	(1,657)	-7.7%
SAR	Saratoga Springs Public Library	5	5	40,635	37,214	3,421	77,849	79,328	(1,479)	-1.9%
SVL	Schuylerville Public Library	5	5	7,058	6,711	347	13,769	11,395	2,374	20.8%
STI	Stillwater Public Library	4	5	3,788	5,544	(1,756)	9,332	9,486	(154)	-1.6%
WAT	Waterford Public Library	5	5	2,298	2,952	(654)	5,250	4,928	322	6.5%
	Total Saratoga County	56	57	147,493	135,382		282,875	278,760	4,115	1.5%
	Warren County									
BOL	Bolton Free Library	2	3	1,300	3,577	(2,277)	4,877	5,082	(205)	-4.0%
BRL	Brant Lake/Horicon Free Public Library	3	3	1085	1,478	(393)	2,563	2,348	215	9.2%
CHT	Chester Public Library, Town of	3	3	4,367	4,264	103	8,631	8,847	(216)	-2.4%
GLE	Glens Falls/Crandall Public Library	5	5	31,768	34,069	(2,301)	65,837	69,786	(3,949)	-5.7%
JBG	Johnsburg Library, Town of	3	3	2,882	4,946	(2,064)	7,828	9,119	(1,291)	-14.2%
LKG	Caldwell-Lake George Library	3	3	2,717	2,701	16	5,418	5,119	299	5.8%
LUZ	Hadley-Luzerne Public Library	5	5	1,700	1,825	(125)	3,525	3,807	(282)	-7.4%
STO	Stony Creek Free Library	3	3	368	1,805	(1,437)	2,173	2,232	(59)	-2.6%
WAR	Warrensburg/Richards Library	3	3	5,112	4,355	757	9,467	10,046	(579)	-5.8%
	Total Warren County	30	31	51,299	59,020		110,319	116,386	(6,067)	-5.2%
	Washington County									
ARG	Argyle Free Library	5	5	1,970	1,617	353	3,587	3,719	(132)	-3.5%
CAM	Cambridge Public Library	5	5	3,785	692	3,093	4,477	4,412	65	1.5%
EAS	Easton Library	5	5	719	1,764	(1,045)	2,483	2,648	(165)	-6.2%
FTE	Fort Edward Free Library	5	5	429	910	(481)	1,339	1,297	42	3.2%
GRA	Granville/Pember Library & Museum	5	5	4,474	4,387	87	8,861	8,317	544	6.5%
GRN	Greenwich Free Library	5	5	7,500	5,601	1,899	13,101	13,364	(263)	-2.0%
HUD	Hudson Falls Free Library	5	5	1,629	4,294	(2,665)	5,923	5,792	131	2.3%
SLM	Salem/Bancroft Public Library	5	5	2,932	3,010	(78)	5,942	5,941	1	0.0%
WHI	Whitehall Free Library	5	5	1,186	854	332	2,040	2,092	(52)	-2.5%
	Total Washington County	45	45	24,624	23,129		47,753	47,582	171	0.4%
	Grand Total	146	148	228,333	231,104		459,437	460,979	(1,542)	-0.3%

Interlibrary Loan Resource Sharing



Library Operations

Library	Library Visits	Library Visits per capita	Programs Held	Program Attend.	Registered Borrowers	Hours Open/ week	SQ.FT.	Year of Last Major Renovation/ Addition	In-Library Uses of Public PC's	#WiFi Access /year	Paid Staff FTE	FTE Hours/ Week
Hamilton County												
Indian Lake Public Library, Town of	19,610	14.50	78	890	1,466	28	3,750	2002	3,840	4,177	3.1	26
Inlet Public Library, Town of	9,491	28.50	17	204	860	14	1,500	2016	745	2,725	0.6	40
Lake Pleasant Public Library, Town of	10,894	13.95	138	1,681	1,553	24	1,164	2015	884	2,535	3.0	40
Cornelius V. Whitney Long Lake Public Library	16,238	27.20	55	920	1,221	28	3,130	2012	974	3,286	2.8	30
Raquette Lake Free Library	5,070	44.47	13	409	807	21	1,364	2009	547	1,710	1.4	21
Total Hamilton County	61,303	19.30	301	4,104	5,907				6,990	14,433	11.0	
Saratoga County												
Ballston Spa Public Library	64,355	11.90	135	3,334	4,497	39	6,660	2008	2,917	2,119	7.4	40
Burnt Hills/Ballston Community Public Library	100,000	11.58	531	9,960	6,483	51	11,000	2016	4,751	12,653	9.2	35
Clifton Park-Halfmoon Public Library	436,018	7.77	1,724	34,801	42,053	70	55,000	2006	43,159	56,954	43.3	35
Corinth Free Library	14,170	2.17	76	1,307	2,195	35	3,434	1988	965	2,579	2.0	35
Galway Public Library	18,189	2.59	228	2,083	1,796	36	1,800	N/A	1,049	3,642	3.2	35
Mechanicville District Public Library	83,541	8.76	360	13,823	5,328	43	8,136	2013	13,124	6,578	4.3	35
Round Lake/WRLIS Library/Malta Branch	70,048	4.74	497	6,144	4,000	55/55	2,000/5,300	2018/2009	5,295	4,715	8.6	40
Saratoga Springs Public Library	413,269	8.42	2,107	31,436	46,321	70	58,000	1995	51,645	43,801	58.0	35
Schuylerville Public Library	38,319	3.88	686	8,674	2,360	54	3,120	2016	4,281	3,613	5.0	40
Stillwater Public Library	25,901	3.48	459	6,589	1,673	55	2,650	2008	1,798	3,291	3.0	35
Waterford Public Library	50,207	8.68	110	1,409	2,958	50	3,000	2018	1,955	1,706	3.9	35
Total Saratoga County	1,314,017	7.29	6,913	119,560	119,664				130,939	141,651	147.8	
Warren County												
Bolton Free Library	38,430	16.52	117	2,425	1,953	40	3,600	2015	4,850	2,182	1.2	35
Brant Lake/Horicon Free Public Library	2,883	2.08	8	137	545	20	1,800	N/A	480	1,987	2.0	23
Chester Public Library, Town of	12,000	3.58	60	992	1,749	31	3,500	2001	1,234	1,600	1.8	40
Glens Falls/Crandall Public Library	323,668	5.65	1,431	34,104	38,915	65	52,500	2008	40,919	26,707	45.0	35
Johnsburg Library, Town of	14,659	6.12	156	1,780	1,578	24	4,000	1999	1,516	2,296	1.8	32
Caldwell-Lake George Library	11,825	3.36	100	1,617	855	42	2,105	1971	1,176	3,057	3.0	30
Hadley-Luzerne Public Library	12,280	2.28	95	428	1,583	39	4,000	1999	1,280	4,160	2.0	40
Stony Creek Free Library	2,056	2.68	182	891	325	20	1,680	1994	459	733	1.1	20
Warrensburg/Richards Library	21,857	4.11	195	3,047	1,933	47	8,530	2013	2713	4,814	2.2	40
Total Warren County	439,658	5.38	2,344	45,421	49,436				54,627	47,536	60.1	
Washington County												
Argyle Free Library	9,972	2.64	71	311	849	25	2,185	2011	883	2,700	2.7	25
Cambridge Public Library	51,860	27.73	201	3,219	2,236	26	4,032	1986	2,512	34,310	2.7	40
Easton Library	3,638	1.56	227	1,878	365	25	3,100	2018	377	496	1.5	25
Fort Edward Free Library	5,122	1.52	51	1,763	412	29	3,600	1996	168	909	1.5	29
Granville/Pember Library & Museum	23,088	9.08	284	3,777	2,972	32	3,000	2004	978	3,611	3.5	35
Greenwich Free Library	52,110	10.54	892	9,751	3,405	47	5,540	2018	5,154	5,017	3.4	35
Hudson Falls Free Library	10,962	0.71	112	815	2,165	40	3,850	2006	776	1,052	2.7	35
Salem/Bancroft Public Library	14,832	5.46	349	2,786	1,638	26	1,776	1976	2,390	3,095	1.0	40
Whitehall Free Library	3,651	0.74	24	181	991	25	3,488	N/A	602	3,237	1.6	25
Total Washington County	175,235	4.18	2,211	24,481	15,033				13,840	54,427	20.6	
Grand Total	1,990,213	6.48	11,769	193,566	190,040				206,396	258,047	239.5	

2018 Library Programs of the Year

Crandall Public Library: Southern Adirondack Network Guide (SANG)

In response to a forum on addressing intergenerational poverty and families in crisis, the library tasked itself to create connections for those in the community who were in the throes of crisis. The result was SANG: a unified, easily-accessed, timely database and web portal for organizations and individuals in Warren Washington, and Northern Saratoga Counties who serve these populations.

Cambridge Public Library/Greenwich Free Library/Schuylerville Public Library: Better Readers Program

These three libraries recognized an unmet need for basic literacy instruction in southern Washington and eastern Saratoga counties. The Tri-Library Partnership designed a successful adult literacy program, forming eight successful tutor-learner partnerships. This important outreach program promises to change lives as it continues flourishing and moving forward.

Previous winners

- 2017 Mechanicville District Public Library: Farmer's Market/Community Garden Program
- 2016 Schuylerville Public Library for *Counting Down to Kindergarten*
- 2015 Clifton Park-Halfmoon Public Library for *Tuesday Bridges*
Crandall Public Library for *Crandall Cares/It's Cold Out There*
- 2014 Argyle Free Library for *Underground Railroad Program*
Cambridge Public Library for *Geek Squad Program*
- 2013 Stony Creek Free Library for *Joe McChesney Showcase*
Clifton Park-Halfmoon Public Library for *The Holocaust Revisited: A Retrospective Review*
- 2012 Saratoga Springs Public Library for *Sensory Story Time* and *The Sunday Club*
Town of Ballston Community Library for *Home Delivery Book Program*
- 2011 Clifton Park-Halfmoon Public Library for *Senior Expo*
Stony Creek Free Library for *The Dirty Dozen Garden Club*



Local Public Funds

			Local Funding from Chartered Service Area				Other Local Funding					Local Public Funds	
	Type/Area Chartered to Serve	2010 Census Population Chartered to Serve	Town, City or Special	Village	School	Chartered Local Per Capita	Town or City	Village	School	Other	County Aid	Total	Per capita
Hamilton County													
Indian Lake Public Library, Town of	Public Town	1,352	251,815			186.25					3,114	254,929	188.56
Inlet Public Library, Town of	Public Town	333	23,810			71.50			2,000		1,150	26,960	80.96
Lake Pleasant Public Library, Town of	Public Town	781	74,892			95.89					2,210	77,102	98.72
Cornelius V. Whitney Long Lake Public Library	PSD	597			145,306	243.39					2,612	147,918	247.77
Raquette Lake Free Library	Assoc. School	114			11,000	96.49	20,000				1,264	32,264	283.02
Total Hamilton County		3,177	\$ 350,517	\$ -	\$156,306	\$ 159.53	\$ 20,000	\$ -	\$ 2,000	\$ -	\$ 10,350	\$ 539,173	\$ 169.71
Saratoga County													
Ballston Spa Public Library	Public Village	5,409		73,892		13.66	41,000		56,700			171,592	31.72
Burnt Hills/Ballston Community Public Library	Public Town	8,638	531,457			61.53	39,100					570,557	66.05
Clifton Park-Halfmoon Public Library	PSLD	56,138	4,292,054			76.46						4,292,054	76.46
Corinth Free Library	Assoc. Town	6,531	14,500			2.22		14,000	58,746			87,246	13.36
Galway Public Library	PSD	7,029			154,340	21.96						154,340	21.96
Mechanicville District Public Library	PSD	9,536			341,840	35.85						341,840	35.85
Round Lake/WRLIS Library/Malta Branch	Assoc. Town	14,765	339,000			22.96						339,000	22.96
Saratoga Springs Public Library	PSD	49,070			5,107,445	104.08						5,107,445	104.08
Schuylerville Public Library	PSD	9,881			340,000	34.41						340,000	34.41
Stillwater Public Library	PSD	7,444			222,495	29.89						222,495	29.89
Waterford Public Library	PSD	5,784			271,847	47.00	2,000					273,847	47.35
Total Saratoga County		180,225	\$ 5,177,011	\$ 73,892	\$ 6,437,967	\$ 64.86	\$ 82,100	\$ 14,000	\$ 115,446	\$ -	\$ -	\$ 11,900,416	\$ 66.03
Warren County													
Bolton Free Library	Assoc. Town	2,326	51,500			22.14					2,406	53,906	23.18
Brant Lake/Horicon Free Public Library	Public Town	1,389	1,000			0.72					1,800	2,800	2.02
Chester Public Library, Town Of	Public Town	3,355	65,448			19.51					4,545	69,993	20.86
Glens Falls/Crandall Public Library	PSLD	57,329	3,450,299			60.18					21,600	3,471,899	60.56
Johnsburg Library, Town Of	Public Town	2,395	60,342			25.19					4,055	64,397	26.89
Caldwell-Lake George Library	Assoc. Town	3,515	97,490			27.74					1,804	99,294	28.25
Hadley-Luzerne Public Library	Public Town	5,395	63,771			11.82					3,615	67,386	12.49
Stony Creek Free Library	Assoc. Town	767	23,500			30.64			6,500		1,800	31,800	41.46
Warrensburg/Richards Library	Assoc. Other	5,313			141,000	26.54					4,375	145,375	27.36
Total Warren County		81,784	\$ 3,813,350	\$ -	\$ 141,000	\$ 48.35	\$ -	\$ -	\$ 6,500	\$ -	\$ 46,000	\$ 4,006,850	\$ 48.99
Washington County													
Argyle Free Library	Assoc. Town	3,782	11,000			2.91		500	59,760			71,260	18.84
Cambridge Public Library	Public Village	1,870		25,091		13.42	3,650		52,000			80,741	43.18
Easton Library	Assoc. Town	2,336	28,200			12.07			40,630			68,830	29.46
Fort Edward Free Library	Assoc. Village	3,375		6,000		1.78	7,500		7,000			20,500	6.07
Granville/Pember Library & Museum	Public Village	2,543		19,876		7.82	10,000					29,876	11.75
Greenwich Free Library	Assoc. Town	4,942	43,350			8.77		14,000	95,252			152,602	30.88
Hudson Falls Free Library	Assoc. School	15,389			30,000	1.95	30,000	25,843				85,843	5.58
Salem/Bancroft Public Library	Public Town	2,715	29,000			10.68			21,019			50,019	18.42
Whitehall Free Library	Assoc. School	4,939			15,000	3.04	10,000					25,000	5.06
Total Washington County		41,891	\$ 111,550	\$ 50,967	\$ 45,000	\$ 4.95						\$ 584,671	\$ 13.96
Grand Total													
		307,077	\$ 9,452,428	\$ 124,859	\$ 6,780,273	\$ 53.27	\$ 102,100	\$ 14,000	\$ 123,946	\$ -	\$ 56,350	\$ 17,031,110	\$ 55.46

PSLD - Public Special Legislative District PSD - Public School District

Operating Fund Receipts

Library	Total Local Public Funds	System Cash Grants to Member Library Designated State & Other Aid		Other State & Federal Aid	Other					Operating Fund Receipts		2010 Census Population Chartered to Serve
		Local Library Services Aid	CLDA, Other State & Other		Gifts & Endow - ments	Fund Raising	Investment Income	Library Charges/ Fines	Other Misc.	Total	Per capita	
Hamilton County												
Indian Lake Public Library, Town of	\$ 254,929	\$ 1,418	4,000	\$ -	\$ 2,871	\$ -	\$ -	\$ 1,162	\$ 54	\$ 264,434	\$ 195.59	1,352
Inlet Public Library, Town of	26,960	1,418	-	-	2,445	3,228	3	582	11,331	45,967	138.04	333
Lake Pleasant Public Library, Town of	77,102	1,418	5,000	-	1,608	-	8	802	2,070	88,008	112.69	781
Cornelius V. Whitney Long Lake Public Library	147,918	1,418	4,000	-	-	-	41	1,408	0	154,785	259.27	597
Raquette Lake Free Library	32,264	1,418	-	-	5,336	3,064	169	182	8,180	50,613	443.97	114
Total Hamilton County	\$ 539,173	\$ 7,090	\$ 13,000	\$ -	\$ 12,260	\$ 6,292	\$ 221	\$ 4,136	\$ 21,635	\$ 603,807	\$ 190.06	3,177
Saratoga County												
Ballston Spa Public Library	\$ 171,592	\$ 1,585	\$ 4,000	\$ -	\$ 335	\$ 761	\$ 110	\$ 5,785	\$ 8,228	\$ 192,396	\$ 35.57	5,409
Burnt Hills/Ballston Community Public Library	570,557	2,532	22,096	10,687	6,924	-	163	15,948	5,767	634,674	73.47	8,638
Clifton Park-Halfmoon Public Library	4,292,054	16,453	25,905	-	9,783	-	6,293	75,718	-	4,426,206	78.85	56,138
Corinth Free Library	87,246	1,914	5,390	-	28,748	-	1,402	2,547	1,344	128,591	19.69	6,531
Galway Public Library	154,340	2,040	4,158	0	6,752	-	590	2,471	742	171,093	24.34	7,029
Mechanicville District Public Library	341,840	2,795	8,000	5,000	1,284	-	-	5,089	11,450	375,458	39.37	9,536
Round Lake/WRLIS Library/Malta Branch	339,000	4,327	5,252	-	15,862	-	231	10,082	7,104	381,858	25.86	14,765
Saratoga Springs Public Library	5,107,445	14,382	7,000	-	68,402	-	3,178	107,814	52,724	5,360,945	109.25	49,070
Schuylerville Public Library	340,000	2,868	15,820	0	2,614	-	-	5,017	139	366,458	37.09	9,881
Stillwater Public Library	222,495	2,160	3,000	0	3,819	16,469	273	3,869	-	252,085	33.86	7,444
Waterford Public Library	273,847	1,995	3,000	0	1,556	3,250	17	6,851	2,773	293,289	50.71	5,784
Total Saratoga County	\$ 11,900,416	\$ 53,051	\$ 103,621	\$ 15,687	\$ 146,079	\$ 20,480	\$ 12,257	\$ 241,191	\$ 90,271	\$ 12,583,053	\$ 69.82	180,225
Warren County												
Bolton Free Library	\$ 53,906	\$ 1,418	\$ 7,500	\$ 0	\$ 15,373	\$ 23,414	\$ 467	\$ 911	\$ 985	\$ 103,974	\$ 44.70	2,326
Brant Lake/Horicon Free Public Library	2,800	1,418	600	1,418	1,000	-	40	591	0	7,867	5.66	1,389
Chester Public Library, Town of	69,993	1,418	2,500	-	11,878	-	36	1,872	-	87,697	26.14	3,355
Glens Falls/Crandall Public Library	3,471,899	16,802	175,161	55,000	49,394	81,391	331,358	85,400	7,550	4,273,955	74.55	57,329
Johnsburg Library, Town of	64,397	1,418	0	-	10,783	-	11	1,576	-	78,185	32.65	2,395
Caldwell-Lake George Library	99,294	1,418	5,803	-	4,426	3,628	165	2,088	802	117,624	33.46	3,515
Hadley-Luzerne Public Library	67,386	1,581	0	-	4,037	1,066	-	2,942	1,908	78,920	14.63	5,395
Stony Creek Free Library	31,800	1,418	2,500	-	6,601	2,262	-	280	47	44,908	58.55	767
Warrensburg/Richards Library	145,375	1,557	7,500	-	0	-	1	2,048	3,270	159,751	30.07	5,313
Total Warren County	\$ 4,006,850	\$ 28,448	\$ 201,564	\$ 56,418	\$ 103,492	\$ 111,761	\$ 332,078	\$ 97,708	\$ 14,562	\$ 4,952,881	\$ 60.56	81,784
Washington County												
Argyle Free Library	\$ 71,260	\$ 1,418	\$ 4,767	\$ 0	\$ 6,183	\$ 1,379	\$ 532	\$ 1,140	\$ 7,340	\$ 94,019	\$ 24.86	3,782
Cambridge Public Library	80,741	1,418	3,000	-	1,840	-	12	1,117	-	88,128	47.13	1,870
Easton Library	68,830	1,418	12,513	1,000	6,769	-	110	328	-	90,968	38.94	2,336
Fort Edward Free Library	20,500	1,418	2,731	-	26,668	7,185	-	218	8,267	66,987	19.85	3,375
Granville/Pember Library & Museum	29,876	1,418	2,922	-	48,978	8,252	33,532	5,814	64,251	195,043	76.70	2,543
Greenwich Free Library	152,602	1,448	14,583	-	16,959	18,962	-	5,818	44,090	254,462	51.49	4,942
Hudson Falls Free Library	85,843	4,510	2,500	-	6,209	5,098	2,821	2,627	-	109,608	7.12	15,389
Salem/Bancroft Public Library	50,019	1,418	2,359	-	6,247	-	127	3,348	3,185	66,703	24.57	2,715
Whitehall Free Library	25,000	1,453	5,000	-	735	3,638	5,000	-	-	40,826	8.27	4,939
Total Washington County	\$ 584,671	\$ 15,919	\$ 50,375	\$ 1,000	\$ 120,588	\$ 44,514	\$ 42,134	\$ 20,410	\$ 127,133	\$ 1,006,744	\$ 24.03	41,891
Grand Total	\$ 17,031,110	\$ 104,508	\$ 368,560	\$ 73,105	\$ 382,419	\$ 183,047	\$ 386,690	\$ 363,445	\$ 253,601	\$ 19,146,485	\$ 62.35	

Operating Fund Expenditures

						All Other Expenses						
Library	Salaries & Benefits		Library Materials			Capital Expense	Building & Maint.	Misc. & Other	Contracts with Libraries/ Systems	All Other Expenses %	Total	
	\$	%	\$	%	\$ per capita						\$	\$ per capita
Hamilton County												
Indian Lake Public Library, Town Of	\$ 143,527	76.33%	\$ 24,289	12.92%	\$ 17.97	\$ -	\$ 7,193	\$ 7,510	\$ 5,510	10.75%	\$ 188,029	\$ 139.07
Inlet Public Library, Town Of	16,072	38.93%	6,558	15.89%	19.69	1,878	11,123	4,263	1,390	45.18%	41,284	123.98
Lake Pleasant Public Library, Town of	57,834	72.98%	6,184	7.80%	7.92	-	-	12,480	2,747	19.22%	79,245	101.47
Cornelius V. Whitney Long Lake Public Library	71,011	50.88%	13,427	9.62%	22.49	-	6,116	45,441	3,558	39.49%	139,553	233.76
Raquette Lake Free Library	27,323	50.73%	17,371	32.25%	152.38	-	4,805	4,362	0	17.02%	53,861	472.46
Total Hamilton County	\$ 315,767	62.91%	\$ 67,829	13.51%	\$ 21.35	\$ 1,878	\$ 29,237	\$ 74,056	\$ 13,205	23.58%	\$ 501,972	\$ 158.00
Saratoga County												
Ballston Spa Public Library	\$ 177,060	78.07%	\$ 14,250	6.28%	\$ 2.63	\$ 14,700	\$ 6,293	\$ 9,300	\$ 5,186	15.64%	\$ 226,789	\$ 41.93
Burnt Hills/Ballston Community Public Library	365,636	59.18%	77,484	12.54%	8.97	-	115,559	38,605	20,589	28.28%	617,873	71.53
Clifton Park-Halfmoon Public Library	2,349,238	54.62%	322,389	7.49%	5.74	-	242,048	1,286,892	100,882	37.89%	4,301,449	76.62
Corinth Free Library	80,744	66.93%	11,589	9.61%	1.77	-	16,434	7,403	4,466	23.46%	120,636	18.47
Galway Public Library	91,106	59.38%	14,132	9.21%	2.01	-	6,210	36,262	5,727	31.41%	153,437	21.83
Mechanicville District Public Library	180,987	53.72%	49,473	14.69%	5.19	-	44,082	51,906	10,444	31.59%	336,892	35.33
Round Lake/WRLIS Library/Malta Branch	258,057	71.15%	36,297	10.01%	2.46	-	-	54,841	13,512	18.85%	362,707	24.57
Saratoga Springs Public Library	3,919,748	76.06%	472,040	9.16%	9.62	21,255	323,446	294,627	122,594	14.78%	5,153,710	105.03
Schuylerville Public Library	214,562	57.17%	32,343	8.62%	3.27	19,907	35,394	65,667	7,418	34.21%	375,291	37.98
Stillwater Public Library	159,357	57.09%	22,103	7.92%	2.97	54,057	9,335	30,091	4,173	34.99%	279,116	37.50
Waterford Public Library	188,201	62.49%	32,364	10.75%	5.60	22,240	20,799	31,626	5,947	26.77%	301,177	52.07
Total Saratoga County	\$ 7,984,696	65.29%	\$ 1,084,464	8.87%	\$ 6.02	\$ 132,159	\$ 819,600	\$ 1,907,220	\$ 300,938	25.84%	\$ 12,229,077	\$ 67.85
Warren County												
Bolton Free Library	\$ 49,998	53.85%	\$ 14,078	15.16%	\$ 6.05	\$ 5,611	\$ 11,804	\$ 8,453	\$ 2,907	30.99%	\$ 92,851	\$ 39.92
Brant Lake/Horicon Free Public Library	-	0.00%	7,431	67.61%	5.35	-	-	3,560	-	32.39%	10,991	7.91
Chester Public Library, Town Of	60,717	71.06%	12,247	14.33%	3.65	-	-	6,879	5,597	14.60%	85,440	25.47
Glens Falls/Crandall Public Library	2,650,295	60.83%	301,226	6.91%	5.25	-	249,317	1,056,085	100,077	32.26%	4,357,000	76.00
Johnsburg Library, Town Of	62,836	75.29%	6,941	8.32%	2.90	-	5,870	2,767	5,042	16.39%	83,456	34.85
Caldwell-Lake George Library	60,195	53.74%	9,200	8.21%	2.62	-	19,581	20,410	2,627	38.05%	112,013	31.87
Hadley-Luzerne Public Library	77,936	67.69%	2,940	2.55%	0.54	5,358	20,270	5,384	3,245	29.75%	115,133	21.34
Stony Creek Free Library	22,238	42.18%	3,668	6.96%	4.78	-	4,513	20,802	1,503	50.86%	52,724	68.74
Warrensburg/Richards Library	80,639	55.48%	14,827	10.20%	2.79	6,052	25,542	13,887	4,390	34.31%	145,337	27.35
Total Warren County	\$ 3,064,854	60.63%	\$ 372,558	7.37%	\$ 4.56	\$ 17,021	\$ 336,897	\$ 1,138,227	\$ 125,388	32.00%	\$ 5,054,945	\$ 61.81
Washington County												
Argyle Free Library	\$ 37,259	40.28%	\$ 4,034	4.36%	\$ 1.07	\$ 21,900	\$ 4,845	\$ 22,087	\$ 2,365	55.35%	\$ 92,490	\$ 24.46
Cambridge Public Library	59,999	63.89%	14,796	15.75%	7.91	-	11,059	3,411	4,652	20.36%	93,917	50.22
Easton Library	29,206	24.30%	7,542	6.28%	3.23	63,620	6,497	10,944	2,373	69.42%	120,182	51.45
Fort Edward Free Library	25,755	35.34%	8,464	11.61%	2.51	-	15,035	21,158	2,462	53.04%	72,874	21.59
Granville/Pember Library & Museum	99,532	47.41%	8,803	4.19%	3.46	-	35,338	59,601	6,673	48.40%	209,947	82.56
Greenwich Free Library	118,537	44.96%	22,116	8.39%	4.48	-	44,911	70,941	7,152	46.65%	263,657	53.35
Hudson Falls Free Library	85,162	68.58%	15,635	12.59%	1.02	-	11,263	8,215	3,898	18.83%	124,173	8.07
Salem/Bancroft Public Library	37,947	56.22%	13,475	19.96%	4.96	-	-	11,655	4,426	23.82%	67,503	24.86
Whitehall Free Library	31,455	67.72%	4,169	8.98%	0.84	-	5,662	3,276	1,887	23.31%	46,449	9.40
Total Washington County	\$ 524,852	48.10%	\$ 99,034	9.08%	\$ 2.36	\$ 85,520	\$ 134,610	\$ 211,288	\$ 35,888	42.83%	\$ 1,091,192	\$ 26.05
Grand Total	\$11,890,169	62.99%	\$1,623,885	8.60%	\$ 5.29	\$ 236,578	\$ 1,320,344	\$ 3,330,791	\$ 475,419	28.41%	\$ 18,877,186	\$ 61.47

Continuing Education, Consulting, & Outreach



Continuing Education

- Polaris
- Community Change Agents
- NNLM Library MoonWalk Grant
- Budgeting 101
- Advocacy Day
- Trustee Training
- Libraries Mean Business
- How to Create an Escape Room

Attendance

- 67 Sessions
- 778 Participants

Consulting

- Annual Report
- New Director Orientation
- Variances
- Strategic Planning
- Adult Literacy

Attendance

- 19 Sessions
- 123 Participants

Outreach/Partnerships

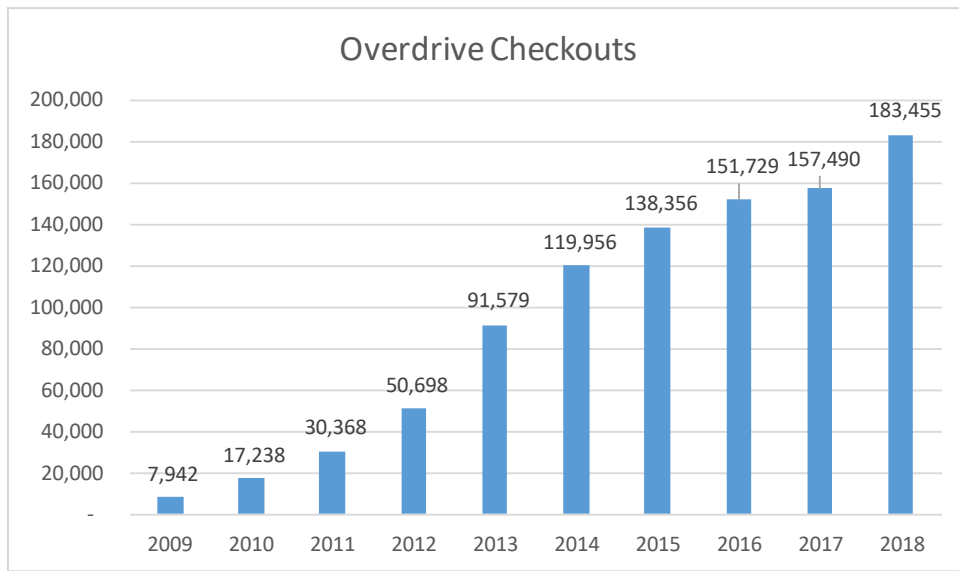
- Outreach Advisory
- Fresh Food Collective
- Pre-Diabetes Coalition

Attendance

- 10 Sessions
- 58 Participants



Technology



WEBSITE TRAFFIC 2018

Hamilton County		Warren County	
IND	10,368	BOL	23,885
ILT	7,473	BRL	3,300
LKP	4,601	CHT	45,538
LGL	15,987	GLE	410,360
RAQ	5,493	JBG	12,054
Total Hamilton County	43,922	LKG	19,504
Saratoga County		LUZ	23,445
BAL	46,177	STO	14,873
BUR	63,892	WAR	54,855
CPH	354,706	Total Warren County	607,814
COR	23,110	Washington County	
GAL	64,800	ARG	16,851
MEC	35,613	CAM	44,404
RDL/Malta	138,903	EAS	35,808
SAR	309,372	FTE	18,430
SVL	36,059	GRA	49,274
STI	27,203	GRN	46,819
WAT	12,834	HUD	25,242
Total Saratoga County	1,112,669	SLM	8,800
		WHI	12,746
		Total Washington County	258,374

WIRELESS SESSIONS 2018

Hamilton County	
Indian Lake Public Library, Town of	4,177
Inlet Public Library, Town of	2,725
Lake Pleasant Public Library, Town of	2,535
Cornelius V. Whitney Long Lake Public Library	3,286
Raquette Lake Free Library	1,710
Total Hamilton County	14,433
Saratoga County	
Ballston Spa Public Library	2,119
Burnt Hills/Ballston Community Public Library	12,653
Clifton Park-Halfmoon Public Library	56,954
Corinth Free Library	2,579
Galway Public Library	3,642
Mechanicville District Public Library	6,578
Round Lake/WRLIS Library/Malta Branch	4,715
Saratoga Springs Public Library	43,801
Schuylerville Public Library	3,613
Stillwater Public Library	3,291
Waterford Public Library	1,706
Total Saratoga County	141,651
Warren County	
Bolton Free Library	2,182
Brant Lake/Horicon Free Public Library	1,987
Chester Public Library, Town of	1,600
Glens Falls/Crandall Public Library	26,707
Johnsburg Library, Town of	2,296
Caldwell-Lake George Library	3,057
Hadley-Luzerne Public Library	4,160
Stony Creek Free Library	733
Warrensburg/Richards Library	4,814
Total Warren County	47,536
Washington County	
Argyle Free Library	2,700
Cambridge Public Library	34,310
Easton Library	496
Fort Edward Free Library	909
Granville/Pember Library & Museum	3,611
Greenwich Free Library	5,017
Hudson Falls Free Library	1,052
Salem/Bancroft Public Library	3,095
Whitehall Free Library	3,237
Total Washington County	54,427

Challenge Grants

SALS Challenge Grants 2018—\$72,304.66

Challenge Grants enable member libraries to embrace change, innovate, and develop new services.

Construction Challenge Grant Recipients

- ◆ Argyle Free Library
 - ◆ Layout improvements
- ◆ Bolton Free Library
 - ◆ LED lighting
- ◆ Town of Ballston Community Library
 - ◆ Drive-up book return
- ◆ Clifton Park-Halfmoon Public Library
 - ◆ Video conference table/mobile AV center
- ◆ Easton Library
 - ◆ Vinyl flooring installation
- ◆ Greenwich Free Library
 - ◆ 3-5 year plan for library improvements
- ◆ Caldwell-Lake George Library
 - ◆ Windows replacement
- ◆ Town of Lake Pleasant Public Library
 - ◆ Updated exterior signage
- ◆ Mechanicville District Public Library
 - ◆ LED Lighting
- ◆ Schuylerville Public Library
 - ◆ Replace garage with storage shed
- ◆ Richards Library
 - ◆ Install interior/exterior digital security cameras
- ◆ Whitehall Free Library
 - ◆ Replace carpeting and refinish parquet flooring

Library Services Seed Challenge Grant Recipients

- ◆ Cambridge Public Library, Greenwich Free Library, & Schuylerville Public Library
 - ◆ Tri-library adult literacy program
- ◆ Easton Library
 - ◆ Town oral history project
- ◆ Pember Library & Museum
 - ◆ Improve public access to computers, printers, & wi-fi
- ◆ Bancroft Public Library
 - ◆ Create makerspace for teens & tweens

Designated Fund Distribution

SALS Designated Funds

Local Library Support Aid (LLSA)

\$0.31 per capita or \$1,500, whichever is greater. In 2017 this grant was cut 5.46%

SALS Source: New York State categorical aid

Total Amount: \$104,578

County Aid

County Aid is a SALS pass-through disbursement. It was calculated for 2018 grants as follows:

Hamilton: Minimum \$1,150, balance based on circulation. Total \$11,500

Saratoga: Purchased OverDrive – downloadable e-content for Saratoga County member libraries. Total \$32,640

Warren: \$21,600 to Crandall, minimum \$1,800, balance based on circulation. Total \$45,000
Source: Each county

Total Amount: \$89,140

State Aid for Library Construction

Clifton Park-Halfmoon Public Library \$62,625; Crandall Public Library \$66,649; Galway Public Library \$125,607; Greenwich Free Library \$130,288; CVW Long Lake Public Library \$43,629; Pember Library & Museum \$6,450; Schuylerville Public Library \$244,732

The ranking process and recommendation for funding amounts are determined by law, Education Commissioner's Regulation, and criteria developed by SALS' Board of Trustees as approved by the NYS Education Department.

Source: NYS categorical aid

Total Amount: \$679,980

County Youth Grants

Awards to enhance library services for youth through programming.

Source: Saratoga County Youth Bureau

Total Amount: \$1,120

NYS Grants

Adult Literacy \$735 provided funding for training and certification of Notary Publics throughout the SALS service area.

NYS Grant-In-Aid (member item grants) \$148,000 disbursed to:

Argyle Free Library \$2,500
Ballston Spa Public Library \$4,000
Bolton Free Library \$2,500
Horicon Free Public Library \$2,500
Town of Ballston Community Library \$17,000
Cambridge Public Library \$5,500
Corinth Free Library \$4,000
Town of Chester Public Library \$2,500
Clifton Park-Halfmoon Public Library \$7,000
Easton Library \$5,500
Fort Edward Free Library \$2,500
Galway Public Library \$4,000
Crandall Public Library \$2,500
Pember Library & Museum \$2,500
Greenwich Free Library \$2,500
Hudson Falls Free Library \$2,500
Town of Inlet Public Library \$4,000
Town of Indian Lake Public Library \$4,000
Town of Johnsburg Library \$2,500
CVW Long Lake Public Library \$4,000
Caldwell-Lake George Library \$2,500
Town of Lake Pleasant Public Library \$4,000
Hadley-Luzerne Public Library \$6,500
Mechanicville District Public Library \$3,000
Raquette Lake Free Library \$4,000
WRLIS Library \$4,000
Saratoga Springs Public Library \$7,000
Salem-Bancroft Public Library \$2,500
Stillwater Public Library \$3,000
Stony Creek Free Library \$2,500
Schuylerville Public Library \$3,000
Warrensburg-Richards Library \$2,500
Waterford Public Library \$3,000
Whitehall Free Library \$2,500
Southern Adirondack Library System \$14,000

**Thank You
Assemblywoman
Walsh,
Senator Tedisco,
Senator Little
&
Senator
Marchione!**

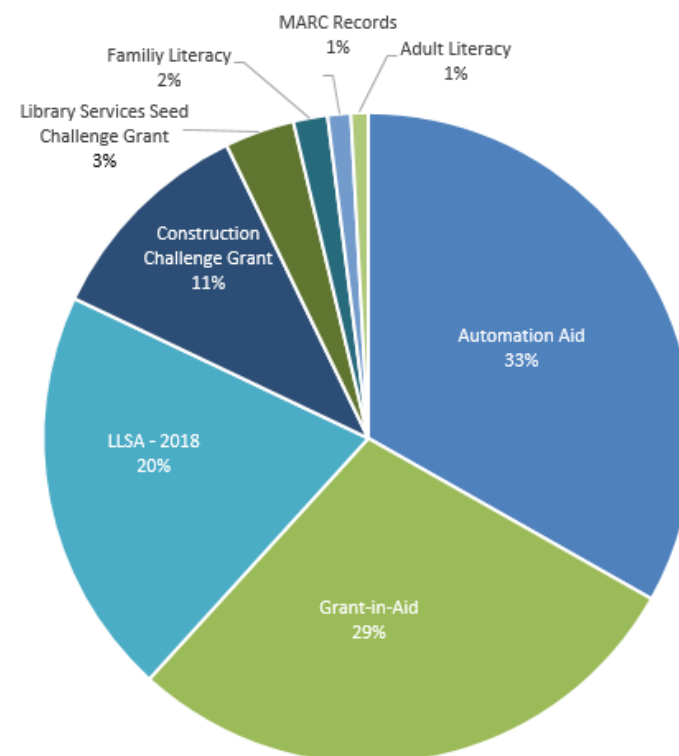
\$1,023,553 in direct library funding

SALS Treasurer's Report

General Fund		
Balance, December 31, 2017		\$ 2,558,112
Receipts:		
State Aid	\$ 1,783,502	
Income from Investments	2,423	
County Aid for Member Libraries	89,140	
Reimbursement of Prior Year Expenses - General Fund	42,734	
Reimbursement of Joint Automation Fees - Member Libraries	443,825	
Miscellaneous	4,548	\$ 2,366,172
		\$ 4,924,284
Disbursements:		
Grants to Member Libraries & Others - LLSA, Technology and Construction Challenge Grants, Automation, Technology Grant, NYS Literacy, Marc records & Other	\$ 514,979	
Grants to Correctional Facilities and County Jails	7,426	
Joint Automation Fees - Member Libraries	449,437	
Delivery Service	202,013	
County Aid for Member Libraries	89,140	
Central Library Development Aid - Crandall Public Library	106,908	
Books, E-content & Other Library Materials	76,802	
Salaries for Personnel	469,807	
Employee and Retiree Benefits	282,350	
Operation and Maintenance of Building	58,464	
NYS Construction Grant	117,036	
Operation and Maintenance of Vehicles	1,510	
Equipment Purchased	1,828	
Travel - Staff and Board	30,816	
Other Operating Expenses	54,356	\$ 2,462,871
		\$ 2,461,413
Balance, December 31, 2018		
		\$ 2,461,413
Reconciliation of Ending Balance:		
N.O.W. Checking Accounts		\$ 97,312
Money Market Savings and Certificates of Deposit		\$ 2,364,101
Total Cash and Investments		\$ 2,461,413

Trust and Agency Fund	
Balance, December 31, 2017	\$ 7,407
Receipts: Transfers from General Fund	1,233,310
	1,240,717
Less: Disbursements	1,234,115
Balance, December 31, 2018	\$ 6,601

Distribution of \$514,979 in subsidies to member libraries



Our 60th Year as Central Library: Report for 2018

On behalf of the Crandall Public Library Board of Trustees, the Crandall Public Library staff and the Friends of Crandall Public Library, it is our responsibility and pleasure to work with the staff of SALS and member libraries to continue to provide for the needs of our communities. Moreover, I would like to recognize the leadership of Sara Dallas, Director of SALS, and her staff that allows the Central Library to flourish. Furthermore, the SALS Board of Trustees and the JA professionals are to be noted for their dedication and assistance. The 34 member libraries that use the services of the Central Library are also to be acknowledged for their never ending service to our communities. Service highlights from 2018 include:

Central Library staff sponsored 1,431 programs with a grand total of 34,104 attendees.

34,069 Interlibrary loan items were provided (loaned) from the Central Library.

Access to the eResources—*OverDrive*, *Ancestry Library Edition* and *Heritage Quest Online* for all SALS cardholders.

Our staff engaged in over 86,983 reference transactions—adult, children's and Folklife combined. That is about 25 3/4 questions for every hour we were open to the public!

These results are directly tied to the ***Central Library Plan of Service for 2017-2021***, the document that is our guide for providing the tools, resources and professional assistance to SALS member libraries and their patrons. As a receiver of close to \$170,000 from New York State to carry out the plan, we strive to meet the blueprint's two ambitious aims:

GOAL 1: Crandall Public Library will provide access to adult nonfiction materials, resources and information in all formats for SALS member libraries to fulfill the role of Central Library per the requirements of NYS Education Law.

GOAL 2: Crandall Public Library will provide information services to benefit member libraries and the people who reside in Hamilton, Warren, Washington and Saratoga counties.

As Yogi Berra says, "We have deep depth."

Kathleen U. Naftaly, Director



Staff and Trustees

During 2018, we fulfilled our mission to improve and expand library services through the dedicated work of the Board of Trustees, SALS staff and our Central Library, Crandall Public Library in Glens Falls.

Administration

Sara Dallas
Bill Rougier
Sharon Shyne
Dianne Winter

Resource Sharing

Cindy Mirra

SALS Board of Trustees

Linda Borden
Christine Connell
Elaine Cowin
Jordan Hornstein, President
Carol Kuhr
Janet Lindner
Karen McComb
Dale Nemer
Robert Odess
John Plantier
Nancy Seifts
Russell Wise, Jr.

Consultants

Erica Freudenberger
Jill Ryder
Jack Scott

Joint Automation Staff

Mary Hanley
Michele Largeveau
David MacFarland
Christopher Mundell
Diane Robinson
Jason Thomson

SALS Treasurer

Robert W. Jeffords

Member Libraries

Hamilton County			Warren County		
	Town of Indian Lake Public Library	648-5444			Bolton Free Library 644-2233
	Town of Inlet Public Library	(315) 357-6494			Brant Lake, Horicon Free Public Library 494-4189
	Town of Lake Pleasant Public Library	548-4411			Town of Chester Public Library 494-5384
	Cornelius Vanderbilt Whitney Long Lake Library	624-3825		<input type="checkbox"/>	Glens Falls, Crandall Public Library 792-6508
	Raquette Lake Free Library	(315) 354-4005			Caldwell-Lake George Library 668-2528
					Hadley-Luzerne Public Library 696-3423
Saratoga County					North Creek, Town of Johnsbury Library 251-4343
	Ballston Spa Public Library	885-5022			Stony Creek Free Library 696-5911
	Burnt Hills, Town of Ballston Community Library	399-8174			Warrensburg, Richards Library 623-3011
	Clifton Park - Halfmoon Public Library	371-8622			
	Corinth Free Library	654-6913	Washington County		
	Galway Public Library	882-6385			Argyle Free Library 638-8911
	Mechanicville District Public Library	664-4646			Cambridge Public Library 677-2443
	Round Lake Library	899-2285			Easton Library 692-2253
	Round Lake Library—Malta Branch	682-2495			Fort Edward Free Library 747-6743
	Saratoga Springs Public Library	584-7860			Granville, Pember Library & Museum 642-2525
	Schuylerville Public Library	695-6641			Greenwich Free Library 692-7157
	Stillwater Public Library	664-6255			Hudson Falls Free Library 747-6406
	Waterford Public Library	237-0891			Salem, Bancroft Public Library 854-7463
					Whitehall Free Library 499-1366
				<input type="checkbox"/>	Central Reference Library