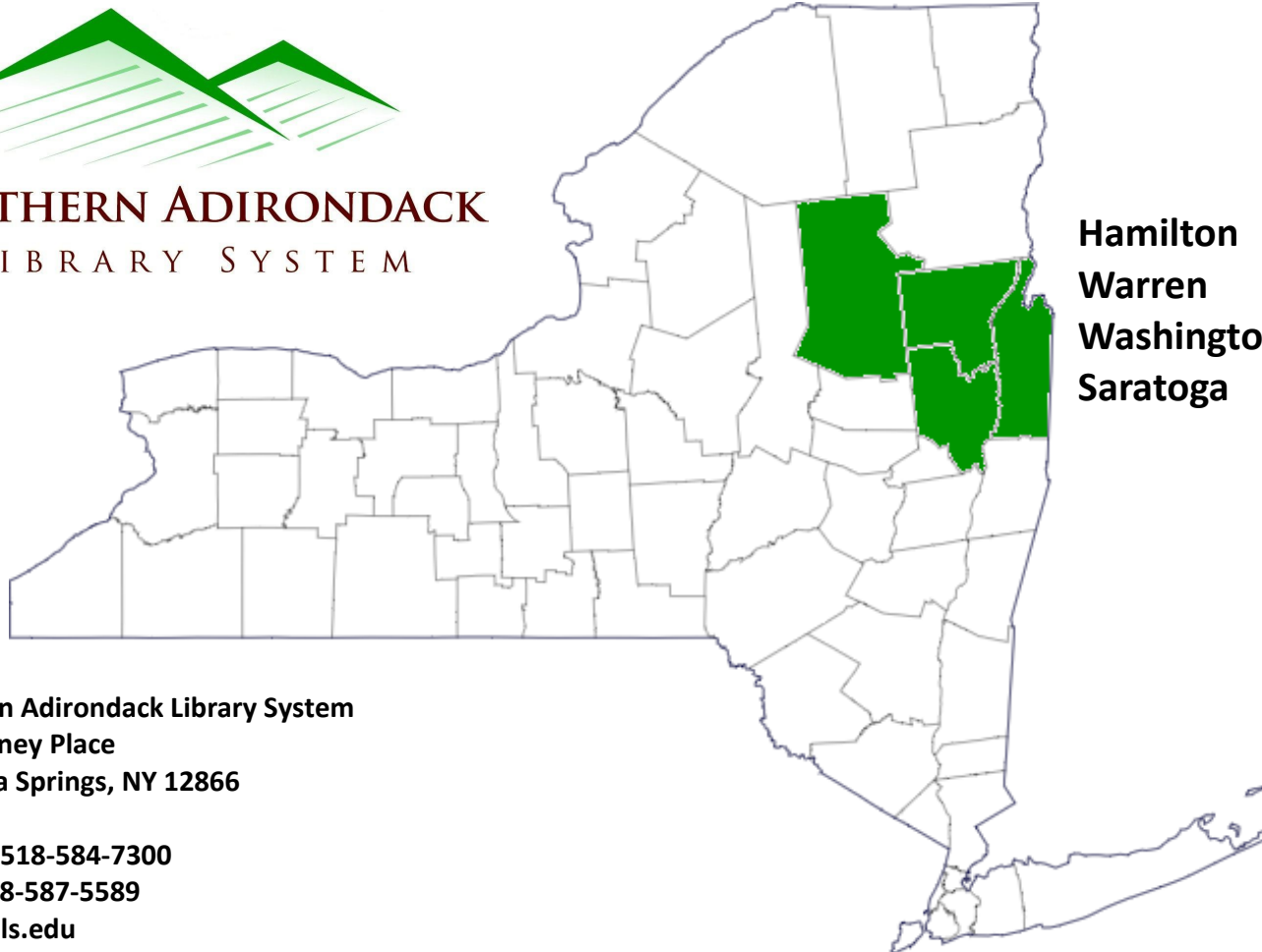


# 2017 Statistical Summary



**SOUTHERN ADIRONDACK**  
LIBRARY SYSTEM



**Hamilton  
Warren  
Washington  
Saratoga**

**Southern Adirondack Library System**  
22 Whitney Place  
Saratoga Springs, NY 12866

**Phone: 518-584-7300**  
**FAX: 518-587-5589**  
**[www.sals.edu](http://www.sals.edu)**

## ***SALS Plan of Service 2017-2021***

SALS completed the first year of its revised plan of service. Member library staff and trustees identified the system services they needed in order to provide quality library services to their communities. The Plan of Service was developed using data collected from the member libraries. The SALS 2019 budget will be developed based upon the System Plan of Service and evaluation results.

The four service priorities chosen by our membership, regardless of library size and budget are:

- Joint Automation/POLARIS support
- Delivery & Interlibrary Loan Services
- Consulting & Continuing Education
- Technology

In June of 2017, member library staff and trustees were asked to complete a system use and satisfaction survey. The survey will help us measure, evaluate, and allocate system resources for FY 2018.

SALS is most effective when it focuses its resources on meeting its memberships' priorities.

I want to thank the SALS Board of Trustees, the SALS staff, and the membership for helping us define and improve our services to our community.

—Sara Dallas, Director

## TABLE OF CONTENTS

### Taking Stock

About Libraries Today.....	4
NYS Minimum Standards.....	5
NYS Library Director Standards.....	5
Types of Libraries.....	6
Local Votes: How To .....	7
Statistical Benchmarks & Book Prices .....	8

### Operations

<b>2016/2017 Circulation Data .....</b>	<b>9</b>
Type/Area Chartered to serve	
2010 census pop. of chartered area	
2016/2017 circulation +/-	
2016/2017 circulation per capita +/- %	
<b>Cataloged Holdings.....</b>	<b>10</b>
Adult & YA Print Materials—% of holdings	
Juvenile Print Materials—% of holdings	
Other Print Materials—% of holdings	
Electronic Holdings—% of holdings	
Non Print/AV—% of holdings	
Total Holdings	
2017 Holdings per capita	
<b>Interlibrary Loan Resource Sharing .....</b>	<b>11/12</b>
Deliveries per Week 2016/2017	
2017 Borrowed   Loaned   Total Activity	
2016 Total Activity	
Total Activity change +/-   % Change	

### Library Operations..... 13

Library Visits   Visits per capita
Programs Held   Program Attendance
Hours Open/Week
Square Feet
Year of Last Major Renovation/Addition
In House Use of Public PCs   WiFi Access
Paid Staff FTE
FTE Hours/Week

### Library Program of the Year..... 14

### Finances

### Local Public Funds..... 15

Local Funding from Chartered Area
Chartered Local Funds per capita
Other Local Funding
County Aid
Local Public Funds—Total   \$ per capita

### Operating Fund Receipts..... 16

Total Local Public Funds
System Cash Grants
Other State & Federal Aid
Other
Operating Fund Receipts—Total   \$ per capita

### Operating Fund Expenditures ..... 17

Salaries & Benefits—% of Total
Library Materials—% of Total   \$ per capita
Capital Expense
Building Expense
Misc. & Other
Contracts with Libraries/Systems
All Other Expenses—%
Total Expenditures   \$ per capita

### SALS Services

Continuing Education & Consulting .....	18
Technology .....	19
Challenge Grants .....	20
Designated Fund Distribution .....	21
SALS Treasurer's Report   Distribution of Subsidies to Members .....	22
Central Library Report .....	23
Staff & Trustees .....	24
Member Libraries .....	25

## About Libraries Today

---

In 2018, the American Library Association (ALA) released its 2018 State of America's Libraries report, an annual summary of library trends that outlines statistics and issues affecting all types of libraries.

Results for Public Libraries focused on how they, through innovative programs and partnerships, are narrowing the digital divide and the achievement gap for low-income families, as well as expanding access to health information. Playing these important roles that help communities address critical needs in technology access, education, and health is changing the public's perception of libraries and shaping how libraries do business.

### Digital Literacy

- Libraries are essential providers of public internet access, computers and training that community members need in today's digital world
- Collaborations between libraries and businesses, such as the SALS Libraries Mean Business initiative, provide greater access to digital literacy training while positioning libraries as economic engines
- Engaging caregivers in supporting children's early literacy development through programs like the Every Child Ready to Read program supports healthy brain development that forms the foundation for later success

### Health Literacy

- Low health literacy is a major source of economic inefficiency in the US healthcare system
- PLA and the National Network of Libraries of Medicine (NNLM) launched a nationwide initiative to increase public library workers' knowledge and skills related to consumer health services, sharing free resources and professional development opportunities
- Public libraries work closely with community partners to help find ways to address the national opioid crisis by supporting community efforts within their scope as learning organizations

## NYS Minimum Standards &amp; Library Director Standards

## Regulations of the Commissioner of Education

***Regulation 90.2: Standards for Registration of Public, Free Association and Indian Libraries***

(a) A public, free association or Indian library will be registered if it meets the following standards satisfactory to the commissioner:

- (1) is governed by written bylaws which outline the responsibilities and procedures of the library board of trustees;
- (2) has a board-approved, written long-range plan of service;
- (3) presents an annual report to the community on the library's progress in meeting its goals and objectives;
- (4) has board-approved written policies for the operation of the library;
- (5) presents annually to appropriate funding agencies a written budget which would enable the library to meet or exceed these standards and to carry out its long-range plan of service;
- (6) periodically evaluates the effectiveness of the library's collection and services in meeting community needs;
- (7) is open the following scheduled hours (*see chart*)
- (8) maintains a facility to meet community needs, including adequate space, lighting, shelving, seating, and restroom;
- (9) has a telephone, photocopier, microcomputer, printer, telefacsimile machine and other equipment necessary to facilitate access to information;
- (10) distributes printed information listing the library's hours open, borrowing rules, services, location and phone number.
- (11) employs a paid director in accordance with the provisions of Section 90.8 of this Part (*see chart*)

(b) Any public, free association or Indian library registered by the department at the time this section takes effect shall be required to meet the standards for registration in subdivision (a) of this section on the following schedule:

- (1) meet the standards of paragraphs (1) through (5) and (10) of subdivision (a) of this section on or before January 1, 1995.

(2) meet the standards of paragraph (6) of subdivision (a) of this section on or before January 1, 1997.

(3) meet the standards of paragraphs (7), (8), (9) and (11) of subdivision (a) of this section on or before January 1, 1999.

(c) **Variances.** If circumstances over which any public, free association or Indian library has no control prevent it from meeting one or more of the standards of service set forward in subdivision (a) of this section, such library may apply for a variance for such standard(s). The application for such variance shall be submitted for such library by the public library system of which such library is a member, in a form prescribed by the commissioner. No variance granted pursuant to this subdivision shall be deemed to relieve a public, free association or Indian library of any obligation imposed by any other provision of federal or state law.

***Regulation 90.2: Scheduled Hours******Regulation 90.8: Standards for Library Director***

Population	Minimum weekly hours open	Library Director
Up to 500	12	
500-2,499	20	
2,500-4,999	25	2 years/Associate degree
5,000 - 7,499	35	4 years/BA degree
7,500 –14,999	35	MLS/Professional Certificate or Certificate of Qualification
15,000-24,999	40	
25,000-99,999	55	
100,000 and above	60	

## Types of Libraries

	ASSOCIATION LIBRARIES	PUBLIC LIBRARIES		
		Municipal Public Library	School District Public Library	Special District Public Library
HOW ESTABLISHED	By vote of association members or as trustees operating under a will or deed of trust.	By vote of county, city, town or village board; or by petition and referendum.	By vote of school district voters.	By special act of State legislature and vote of special district voters.*
CHARTER	Regents incorporate by charter.	Regents incorporate by charter.	Regents incorporate by charter.	Regents incorporate by charter.
REGISTRATION	Education Department registers. Must meet minimum standards in order to receive public funds.	Education Department registers. Must meet minimum standards in order to receive public funds.	Education Department registers. Must meet minimum standards in order to receive public funds.	Education Department registers. Must meet minimum standards in order to receive public funds.
TAX FUNDS	May receive appropriation from units of government. Also tax levy by vote of municipal or school district voters. Library should sign contract with appropriating unit. May petition municipal and/or school district tax payers for funds.	Budget approved by county, city, town, or village board. Also tax levy by vote of municipal or school district voters. May petition municipal and/or school district tax payers for funds.	Budget approved by school district voters. May also petition for a tax levy from municipalities.	Budget approved by district voters. May also petition for a tax levy from municipalities, unless enactment legislation specifies otherwise.
BONDING AUTHORITY	Not permitted. Requires a special act of legislation through Dormitory Authority of the State of New York (DASNY)	Municipal government may bond if it owns the library building.	School district may bond if it owns the library building.	A municipality may bond on behalf of district if legislation allows.*
BOARD OF TRUSTEES	Number: 5-25. Elected by association members. Term of office: set by charter.  Responsible to association membership and to Regents. Residential requirements may be established in bylaws.	Number: 5-15. Approved by municipal governing board; term of office: three or five years if established after 1921.** Responsible to municipal government, public, and Regents. Must be residents of municipality (except village library).	Number: 5-15. Elected by school district voters. Term of office: three or five years (if established after 1921).** Responsible to school district voters and Regents. Must be residents of school district.	Number: determined by enabling legislation. Elected by residents of special district. Term of office: five years or as defined by legislation. Responsible to special district voters and Regents. Residency requirements determined by enabling legislation.
COMMUNITY INVOLVEMENT	Public can join association and may vote for trustees.	Public "owns" library; votes for elected officials who are sympathetic to library needs.	Public "owns" library and votes directly for trustees and budget.	Public "owns" library and votes directly for trustees and budget.
RETIREMENT BENEFITS	May purchase retirement benefits from private vendor. Some may be in State Retirement System if specified in statute.	State Retirement System benefits through municipality.	State Retirement System benefits through school district or independently.	State Retirement System benefits if library district opts to participate.
CIVIL SERVICE	Employees not covered by Civil Service.	Employees subject to Civil Service Law.	Employees subject to Civil Service Law.	Employees subject to Civil Service Law.

\* Special library districts are created by act of the New York State Legislature. Each one is different and reflects the particular needs and situation of that district. There is no comprehensive legal definition of a special library district.

\*\* Became effective January 1, 1999.

## Local Votes: How To

Stable, sufficient funding provides the security for a library's operating budget.

<b>Resource - Creating Public Library Districts in New York State: a "how-to" guide</b>					
Developed by Panz Library Consulting, under a contract with New York State Library Development					
<a href="http://www.nysl.nysed.gov/libdev/libs/pldtools/guide/index.html">http://www.nysl.nysed.gov/libdev/libs/pldtools/guide/index.html</a>					
<b>Library</b>	<b>Budget Vote Held By</b>	<b>Type of Library</b>	<b>Voters Live In</b>	<b>Budget Vote \$ Amount</b>	<b>Date Held</b>
Argyle Free Library	Argyle Central School District	Assoc. Town	School District	\$44,100	05/17/2017
Ballston Spa Public Library	Ballston Spa Central School District	Public Village	School District	\$55,650	5/16/2017
Bancroft Public Library	Salem Central School District	Public Town	School District	\$20,640	05/16/2017
Cambridge Public Library	Cambridge Central School District	Public Village	School District	\$49,000	05/15/2017
Clifton Park-Halfmoon Public Library	Clifton Park-Halfmoon Library District	Special District	Special Legislative District	\$4,164,706	09/15/2016
Corinth Free Library	Corinth Central School District	Assoc. Town	School District	\$58,746	05/17/2017
Cornelius Vanderbilt Whitney Long Lake Library	Long Lake Central School District	School District	School District	\$145,306	06/20/2017
Crandall Public Library	Glens Falls, City of	Special District	City	\$4,489,713	11/08/2016
Crandall Public Library	Queensbury, Town of	Special District	Town	\$4,489,713	11/08/2016
Crandall Public Library	Moreau, Town of	Special District	Town	\$4,489,713	11/08/2016
Easton Library	Greenwich Central School District	Assoc. Town	School District	\$40,632	05/23/2017
Galway Public Library	Galway Central School District	School District	School District	\$148,500	06/14/2016
Greenwich Free Library	Greenwich Central School District	Assoc. Town	School District	\$95,252	05/14/2017
Hadley-Luzerne Public Library	Lake Luzerne, Town of	Public Town	Town	\$41,271	11/06/1996
Mechanicville District Public Library	Mechanicville City School District	School District	School District	\$338,677	05/11/2014
Raquette Lake Free Library	Raquette Lake Union Free School District	Assoc. School District	School District	\$11,500	05/16/2017
Richards Library	Warrensburg Central School District	Assoc. Other <sup>1</sup>	School District	\$141,000	05/16/2017
Saratoga Springs Public Library	Saratoga Springs City School District	School District	School District	\$5,103,600	04/13/2017
Schuylerville Public Library	Schuylerville Central School District	School District	School District	\$340,000	05/16/2017
Stillwater Public Library	Stillwater Central School District	School District	School District	\$222,495	05/17/2016
Stony Creek Free Library	Hadley-Luzerne Central School	Assoc. Town	School District	\$6,500	5/15/2012
Waterford Public Library	Waterford Halfmoon-Union Free School District	School District	School District	\$271,846	06/07/2017
Whitehall Free Library	Whitehall Central School District	Assoc. School District	School District	\$15,000	05/17/2016
Woman's Round Lake Improvement Society	Malta, Town of	Assoc. Town	Town	\$339,000	11/08/2016

<sup>1</sup> As amended June 22, 2009, Richards Library is chartered to serve the towns of Warrensburg and Thurman; it receives funds from the Bolton, Lake George, Athol & Johnsburg School Districts

## Statistical Benchmarks &amp; Book Prices

Averages	National	New York State <sup>3</sup>	SALS Members	Your Library
Circulation per capita	8.69 <sup>1</sup>	8.35	9.63	(p.10)
Library materials holdings per capita	2.86 <sup>1</sup>	6.85	5.87	(p. 11)
Per capita support (income) local public funding	\$46.57 <sup>1</sup>	\$63.30	\$54.32	(p. 15)
Per capita operating expenses	\$44.36 <sup>1</sup>	\$68.00	\$54.13	(p. 17)
Per capita expenses for library materials	—	\$6.58	\$4.95	(p. 17)
Budget distribution	—	63.71% for paid staff; 10.84% for materials	68.06% for paid staff; 9.14% for library materials	(p. 17)
Salaries	\$51,798 <sup>2</sup> (Average starting salary for a new MLS in a public library)	NYLA suggests that the starting salary for library staff be comparable to people with similar education and responsibilities working in the same community.		

<sup>1</sup>2017 Public Library Data Service Statistical Report: Characteristics & Trends — FY2016 data ([https://storage.googleapis.com/co\\_drive/Documents/PLDS/2017PLDSReport\(FINAL\).pdf](https://storage.googleapis.com/co_drive/Documents/PLDS/2017PLDSReport(FINAL).pdf))

<sup>2</sup>Library Journal, Placements & Salaries 2017: 2017 Salaries

<sup>3</sup>Bibliostat Connect, 2016 Annual Report data

\*SALS-specific figures

## Average Book Prices 2017

## School Library Journal, March 2018

Adult Fiction	
Hardcover.....	\$26.32
Trade Paperback .....	\$16.16
Adult Nonfiction	
Hardcover.....	\$29.96
Trade paperback .....	\$20.20
Mass Market Paperback.....	\$9.48
Children's and YA Hardcover .....	\$21.00
*E-Books: .....	\$29.69
*E-Audiobooks: .....	\$65.87



			Circulation					
	Type/Area Chartered to Serve	2010 Census Population			2016-2017	Circulation per capita		2017/2016
Library			2016	2017	+ or -	2016	2017	+ or - %
Hamilton County								
Indian Lake Public Library, Town of	Public Town	1,352	13,501	15,265	1,764	9.99	11.29	13.07%
Inlet Public Library, Town of	Public Town	333	4,331	4,896	565	13.01	14.70	13.05%
Lake Pleasant Public Library, Town of	Public Town	781	12,354	11,059	(1,295)	15.82	14.16	-10.48%
Cornelius V. Whitney Long Lake Public Library	PSD	597	13,111	12,444	(667)	21.96	20.84	-5.09%
Raquette Lake Free Library	Association School District	114	6,300	6,482	182	55.26	56.86	2.89%
Total Hamilton County		3,177	49,597	50,146	549	15.61	15.78	
Saratoga County								
Ballston Spa Public Library	Public Village	5,409	51,244	50,109	(1,135)	9.47	9.26	-2.21%
Burnt Hills/Ballston Community Public Library	Public Town	8,638	127,234	131,173	3,939	14.73	15.19	3.10%
Clifton Park-Halfmoon Public Library	PSLD	56,138	773,069	774,997	1,928	13.77	13.81	0.25%
Corinth Free Library	Association Town	6,531	23,851	22,355	(1,496)	3.65	3.42	-6.27%
Galway Public Library	PSD	7,029	20,543	23,926	3,383	2.92	3.40	16.47%
Mechanicville District Public Library	PSD	9,536	60,156	52,827	(7,329)	6.31	5.54	-12.18%
Round Lake/WRLIS Library/Malta Branch	Association Town	14,765	85,104	82,759	(2,345)	5.76	5.61	-2.76%
Saratoga Springs Public Library	PSD	49,070	862,268	821,797	(40,471)	17.57	16.75	-4.69%
Schuylerville Public Library	PSD	9,881	31,157	35,465	4,308	3.15	3.59	13.83%
Stillwater Public Library	PSD	7,444	27,790	28,145	355	3.73	3.78	1.28%
Waterford Public Library	PSD	5,784	40,723	35,137	(5,586)	7.04	6.07	-13.72%
Total Saratoga County		180,225	2,103,139	2,058,690	(44,449)	11.67	11.42	
Warren County								
Bolton Free Library	Association Town	2,326	14,608	13,724	(884)	6.28	5.90	-6.05%
Brant Lake/Horicon Free Public Library	Public Town	1,389	5,511	6,302	791	3.97	4.54	14.35%
Chester Public Library, Town of	Public Town	3,355	26,628	25,256	(1,372)	7.94	7.53	-5.15%
Glens Falls/Crandall Public Library	PSLD	57,329	620,194	580,266	(39,928)	10.82	10.12	-6.44%
Johnsburg Library, Town of	Public Town	2,395	22,856	22,729	(127)	9.54	9.49	-0.56%
Caldwell-Lake George Library	Association Town	3,515	10,972	10,013	(959)	3.12	2.85	-8.74%
Hadley-Luzerne Public Library	Public Town	5,395	16,885	14,954	(1,931)	3.13	2.77	-11.44%
Stony Creek Free Library	Association Town	767	3,919	3,799	(120)	5.11	4.95	-3.06%
Warrensburg/Richards Library	Association Other	5,313	24,692	24,220	(472)	4.65	4.56	-1.91%
Total Warren County		81,784	746,265	701,263	(45,002)	9.12	8.57	
Washington County								
Argyle Free Library	Association Town	3,782	13,434	12,052	(1,382)	3.55	3.19	-10.29%
Cambridge Public Library	Public Village	1,870	30,897	27,734	(3,163)	16.52	14.83	-10.24%
Easton Library	Association Town	2,336	8,260	7,170	(1,090)	3.54	3.07	-13.20%
Fort Edward Free Library	Association Village	3,375	4,115	4,128	13	1.22	1.22	0.32%
Granville/Pember Library & Museum	Public Village	2,543	22,778	22,497	(281)	8.96	8.85	-1.23%
Greenwich Free Library	Association Town	4,942	39,182	38,715	(467)	7.93	7.83	-1.19%
Hudson Falls Free Library	Association School District	15,389	12,901	12,160	(741)	0.84	0.79	-5.74%
Salem/Bancroft Public Library	Public Town	2,715	16,351	17,480	1,129	6.02	6.44	6.90%
Whitehall Free Library	Association School District	4,939	7,189	4,726	(2,463)	1.46	0.96	-34.26%
Total Washington County		41,891	155,107	146,662	(8,445)	3.70	3.50	
Grand Total Member Libraries		307,077	3,054,108	2,956,761	(97,347)	9.95	9.63	-3.19%
SALS Population Chartered to Serve for Unserved Localities		46,289	PSLD - Public Special Legislative District    PSD - Public School District					
SALS Population Chartered to Serve		353,366						

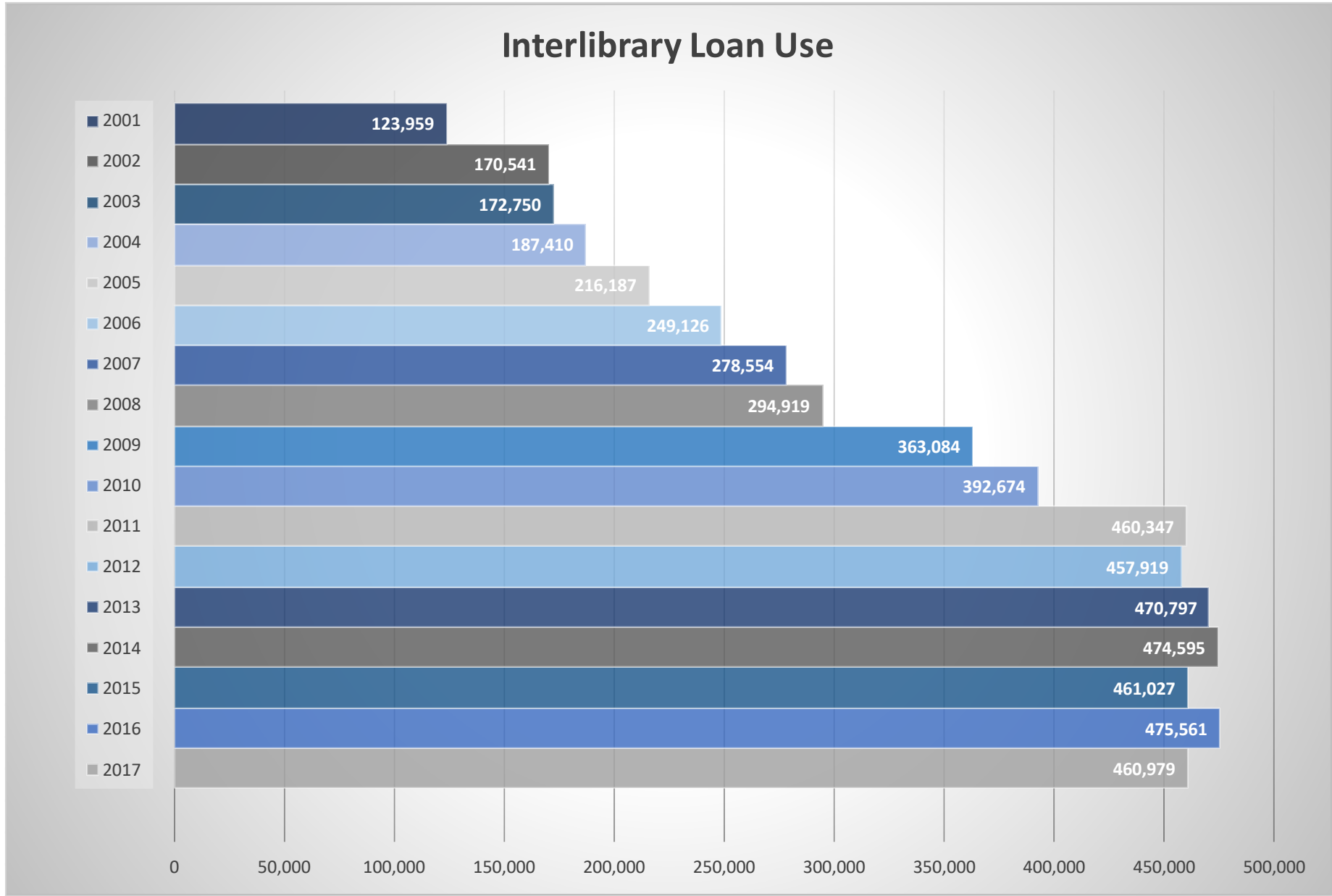
## Cataloged Holdings

	Adult & YA Print Materials	% of total holdings	Juvenile Print Materials	% of total holdings	Other Print Materials	% of total holdings	Electronic Holdings	% of total holdings	Non-Print AV	% of total holdings	Total	2017 Holdings per capita
<b>Hamilton County</b>												
Indian Lake Public Library, Town of	17,545	38%	9,368	20%	1,696	4%	12,694	28%	4,572	10%	45,875	33.93
Inlet Public Library, Town of	4,283	20%	3,745	17%	54	0%	12,694	58%	1,014	5%	21,790	65.44
Lake Pleasant Public Library, Town of	7,940	27%	3,709	13%	2,709	9%	12,694	43%	2,485	8%	29,537	37.82
Cornelius V. Whitney Long Lake Public Library	8,024	29%	3,311	12%	23	0%	12,704	47%	3,139	12%	27,201	45.56
Raquette Lake Free Library	6,234	23%	4,066	15%	1,020	4%	12,694	47%	2,722	10%	26,736	234.53
Total Hamilton County	<b>44,026</b>	<b>29%</b>	<b>24,199</b>	<b>16%</b>	<b>5,502</b>	<b>4%</b>	<b>63,480</b>	<b>42%</b>	<b>13,932</b>	<b>9%</b>	<b>151,139</b>	<b>47.57</b>
<b>Saratoga County</b>												
Ballston Spa Public Library	15,913	37%	9,860	23%	64	0%	12,696	29%	4,877	11%	43,410	8.03
Burnt Hills/Ballston Community Public Library	28,704	42%	16,692	25%	108	0%	12,699	19%	9,353	14%	67,556	7.82
Clifton Park-Halfmoon Public Library	78,155	42%	58,336	31%	2,576	1%	17,377	9%	29,516	16%	185,960	3.31
Corinth Free Library	11,558	34%	6,342	18%	2,140	6%	12,694	37%	1,728	5%	34,462	5.28
Galway Public Library	14,345	34%	10,258	24%	493	1%	12,816	30%	4,182	10%	42,094	5.99
Mechanicville District Public Library	19,469	38%	9,878	19%	401	1%	12,962	26%	8,001	16%	50,711	5.32
Round Lake/WRLIS Library/Malta Branch	17,664	33%	16,815	31%	65	0%	12,696	24%	6,265	12%	53,505	3.62
Saratoga Springs Public Library	100,898	45%	61,709	28%	14,052	6%	13,228	6%	34,128	15%	224,015	4.57
Schuylerville Public Library	8,198	27%	6,221	21%	233	1%	12,711	42%	2,734	9%	30,097	3.05
Stillwater Public Library	8,283	25%	7,614	23%	48	0%	12,694	39%	4,014	12%	32,653	4.39
Waterford Public Library	7,849	26%	7,135	23%	44	0%	12,695	42%	2,662	9%	30,385	5.25
Total Saratoga County	<b>311,036</b>	<b>39%</b>	<b>210,860</b>	<b>27%</b>	<b>20,224</b>	<b>3%</b>	<b>145,268</b>	<b>18%</b>	<b>107,460</b>	<b>14%</b>	<b>794,848</b>	<b>4.41</b>
<b>Warren County</b>												
Bolton Free Library	8,383	31%	4,169	15%	440	2%	12,694	47%	1,325	5%	27,011	11.61
Brant Lake/Horicon Free Public Library	6,733	27%	4,071	16%	698	3%	12,694	50%	1,163	5%	25,359	18.26
Chester Public Library, Town of	11,324	30%	8,933	24%	799	2%	12,697	34%	3,777	10%	37,530	11.19
Glens Falls/Crandall Public Library	110,552	32%	49,230	14%	123,852	36%	28,698	8%	35,452	10%	347,784	6.07
Johnsburg Library, Town of	15,755	39%	5,691	14%	1,160	3%	12,710	31%	5,232	13%	40,548	16.93
Caldwell-Lake George Library	7,173	28%	3,127	12%	1,467	6%	12,703	49%	1,265	5%	25,735	7.32
Hadley-Luzerne Public Library	8,687	32%	3,601	13%	215	1%	12,694	47%	1,768	7%	26,965	5.00
Stony Creek Free Library	5,229	23%	2,238	10%	7	0%	12,694	57%	2,224	10%	22,392	29.19
Warrensburg/Richards Library	8,146	30%	4,124	15%	141	1%	12,707	46%	2,392	9%	27,510	5.18
Total Warren County	<b>181,982</b>	<b>31%</b>	<b>85,184</b>	<b>15%</b>	<b>128,779</b>	<b>22%</b>	<b>130,291</b>	<b>22%</b>	<b>54,598</b>	<b>9%</b>	<b>580,834</b>	<b>7.10</b>
<b>Washington County</b>												
Argyle Free Library	5,146	23%	3,236	11%	496	2%	12,696	56%	1,068	4%	22,642	5.99
Cambridge Public Library	6,074	20%	3,426	11%	5,486	18%	12,694	42%	2,749	9%	30,429	16.27
Easton Library	7,333	26%	5,773	20%	252	1%	12,694	44%	2,490	9%	28,542	12.22
Fort Edward Free Library	10,897	35%	5,410	17%	939	3%	12,696	41%	1,022	3%	30,964	9.17
Granville/Pember Library & Museum	11,376	35%	5,509	17%	433	1%	12,695	39%	2,754	8%	32,767	12.89
Greenwich Free Library	14,087	36%	7,649	20%	135	0%	12,694	33%	4,238	11%	38,803	7.85
Hudson Falls Free Library	13,039	35%	9,184	25%	349	1%	12,694	34%	1,955	5%	37,221	2.42
Salem/Bancroft Public Library	10,625	36%	4,396	15%	17	0%	12,694	42%	2,157	7%	29,889	11.01
Whitehall Free Library	4,907	19%	6,185	25%	269	1%	12,694	50%	1,111	4%	25,166	5.10
Total Washington County	<b>83,484</b>	<b>30%</b>	<b>50,768</b>	<b>18%</b>	<b>8,376</b>	<b>3%</b>	<b>114,251</b>	<b>41%</b>	<b>19,544</b>	<b>7%</b>	<b>276,423</b>	<b>6.60</b>
<b>Grand Total</b>	<b>620,528</b>	<b>34%</b>	<b>371,011</b>	<b>21%</b>	<b>162,881</b>	<b>9%</b>	<b>453,290</b>	<b>25%</b>	<b>195,534</b>	<b>11%</b>	<b>1,803,244</b>	<b>5.87</b>

## Interlibrary Loan Resource Sharing

	Dec. 2016	Dec. 2017	2017				2016	Total Activity	
Library	Deliveries per Week	Deliveries per Week	Borrowed	Loaned	Borrow more than loan	Total Activity	Total Activity	Change + or -	% Change
<b>Hamilton County</b>									
Indian Lake Public Library, Town of	3	3	944	4,269	(3,325)	5,213	5,557	(344)	-6.2%
Inlet Public Library, Town of	3	3	459	2,021	(1,562)	2,480	2,347	133	5.7%
Lake Pleasant Public Library, Town of	3	3	1,660	1,582	78	3,242	3,881	(639)	-16.5%
Cornelius V. Whitney Long Lake Public Library	3	3	1,438	2,388	(950)	3,826	4,205	(379)	-9.0%
Raquette Lake Free Library	3	3	444	3,046	(2,602)	3,490	3,256	234	7.2%
Total Hamilton County	15	15	4,945	13,306		18,251	19,246	(995)	-5.2%
<b>Saratoga County</b>									
Ballston Spa Public Library	5	5	8,509	4,415	4,094	12,924	12,724	200	1.6%
Burnt Hills/Ballston Community Public Library	5	5	12,273	16,568	(4,295)	28,841	30,114	(1,273)	-4.2%
Clifton Park-Halfmoon Public Library	5	5	45,398	29,092	16,306	74,490	75,604	(1,114)	-1.5%
Corinth Free Library	5	4	3,930	3,909	21	7,839	8,836	(997)	-11.3%
Galway Public Library	3	3	3,875	5,150	(1,275)	9,025	8,322	703	8.4%
Mechanicville District Public Library	5	5	5,180	13,913	(8,733)	19,093	18,735	358	1.9%
Round Lake/WRLIS Library/Malta Branch	10	10	14,983	6,428	8,555	21,411	20,644	767	3.7%
Saratoga Springs Public Library	5	5	41,365	37,963	3,402	79,328	82,325	(2,997)	-3.6%
Schuylerville Public Library	5	5	5,761	5,634	127	11,395	15,695	(4,300)	-27.4%
Stillwater Public Library	5	4	3,892	5,594	(1,702)	9,486	10,051	(565)	-5.6%
Waterford Public Library	5	5	2,433	2,495	(62)	4,928	5,199	(271)	-5.2%
Total Saratoga County	58	56	147,599	131,161		278,760	288,249	(9,489)	-3.3%
<b>Warren County</b>									
Bolton Free Library	3	2	1,512	3,570	(2,058)	5,082	4,641	441	9.5%
Brant Lake/Horicon Free Public Library	3	3	1306	1,042	264	2,348	2,334	14	0.6%
Chester Public Library, Town of	3	3	4,044	4,803	(759)	8,847	9,840	(993)	-10.1%
Glens Falls/Crandall Public Library	5	5	33,667	36,119	(2,452)	69,786	71,114	(1,328)	-1.9%
Johnsburg Library, Town of	3	3	3,059	6,060	(3,001)	9,119	11,022	(1,903)	-17.3%
Caldwell-Lake George Library	3	3	2,490	2,629	(139)	5,119	4,921	198	4.0%
Hadley-Luzerne Public Library	5	5	1,864	1,943	(79)	3,807	4,273	(466)	-10.9%
Stony Creek Free Library	3	3	434	1,798	(1,364)	2,232	1,521	711	46.7%
Warrensburg/Richards Library	3	3	5,408	4,638	770	10,046	9,383	663	7.1%
Total Warren County	31	30	53,784	62,602		116,386	119,049	(2,663)	-2.2%
<b>Washington County</b>									
Argyle Free Library	5	5	1,975	1,744	231	3,719	3,653	66	1.8%
Cambridge Public Library	5	5	3,719	693	3,026	4,412	5,148	(736)	-14.3%
Easton Library	5	5	861	1,787	(926)	2,648	2,657	(9)	-0.3%
Fort Edward Free Library	5	5	429	868	(439)	1,297	1,196	101	8.4%
Granville/Pember Library & Museum	5	5	4,380	3,937	443	8,317	8,100	217	2.7%
Greenwich Free Library	5	5	7,418	5,946	1,472	13,364	14,105	(741)	-5.3%
Hudson Falls Free Library	5	5	1,499	4,293	(2,794)	5,792	5,683	109	1.9%
Salem/Bancroft Public Library	5	5	2,640	3,301	(661)	5,941	5,706	235	4.1%
Whitehall Free Library	5	5	981	1,111	(130)	2,092	2,769	(677)	-24.4%
Total Washington County	45	45	23,902	23,680		47,582	49,017	(1,435)	-2.9%
<b>Grand Total</b>	<b>149</b>	<b>146</b>	<b>230,230</b>	<b>230,749</b>		<b>460,979</b>	<b>475,561</b>	<b>(14,582)</b>	<b>-3.1%</b>

Interlibrary Loan Resource Sharing



## Library Operations

Library	Library Visits	Library Visits per capita	Programs Held	Program Attend.	Registered Borrowers	Hours Open/ week	SQ.FT.	Year of Last Major Renovation/ Addition	In-Library Uses of Public PC's	#WiFi Access /year	Paid Staff FTE	FTE Hours/ Week
<b>Hamilton County</b>												
Indian Lake Public Library, Town of	19,492	14.42	71	966	1,447	28	3,750	2002	3,744	3,557	3.1	25
Inlet Public Library, Town of	10,858	32.61	37	350	794	14	1,500	2016	633	3,603	0.6	40
Lake Pleasant Public Library, Town of	9,842	12.60	82	2,411	1,502	27	1,164	2015	751	2,379	2.5	27
Cornelius V. Whitney Long Lake Public Library	18,772	31.44	47	665	1,168	28	3,130	2012	933	3,408	4.0	30
Raquette Lake Free Library	4,665	40.92	16	299	750	21	1,364	2009	524	1,830	1.4	21
Total Hamilton County	<b>63,629</b>	<b>20.03</b>	<b>253</b>	<b>4,691</b>	<b>5,661</b>				<b>6,585</b>	<b>14,777</b>	<b>11.5</b>	
<b>Saratoga County</b>												
Ballston Spa Public Library	63,152	11.68	103	2,084	4,338	39	6,660	2008	2,851	2,431	7.4	40
Burnt Hills/Ballston Community Public Library	101,000	11.69	541	10,828	6,176	51	11,000	2016	4,845	11,984	8.7	35
Clifton Park-Halfmoon Public Library	434,563	7.74	1,473	32,491	40,338	70	55,000	2006	44,151	55,126	47.9	35
Corinth Free Library	14,716	2.25	61	1,205	2,183	35	3,434	1988	1,210	2,695	2.0	35
Galway Public Library	19,000	2.70	243	3,374	1,773	36	1,800	N/A	1,590	3,815	2.9	35
Mechanicville District Public Library	86,927	9.12	210	8,138	5,159	43	8,136	2013	12,963	5,216	4.5	35
Round Lake/WRLIS Library/Malta Branch	72,928	4.94	507	5,650	3,791	110	2,000/5,300	2010/2009	6,388	4,198	8.7	40
Saratoga Springs Public Library	433,584	8.84	1,752	31,393	44,465	70	58,000	1995	103,659	46,497	57.0	35
Schuylerville Public Library	33,095	3.35	652	6,362	2,221	48	3,120	2016	3,789	3,303	4.0	40
Stillwater Public Library	24,398	3.28	356	5,181	1,638	55	2,650	2008	1,659	3,124	3.0	35
Waterford Public Library	48,995	8.47	74	877	2,898	55	3,000	2012	1,985	1,868	3.9	35
Total Saratoga County	<b>1,332,358</b>	<b>7.39</b>	<b>5,972</b>	<b>107,583</b>	<b>114,980</b>				<b>185,090</b>	<b>140,257</b>	<b>149.9</b>	
<b>Warren County</b>												
Bolton Free Library	38,455	16.53	235	2,825	1,877	40	3,600	2015	4,680	8,765	1.2	35
Brant Lake/Horicon Free Public Library	2,812	2.02	8	249	531	20	1,800	N/A	430	1,704	2.0	20
Chester Public Library, Town of	16,300	4.86	65	1,494	1,736	31	3,500	2001	2,358	1,905	1.8	40
Glens Falls/Crandall Public Library	366,022	6.38	1,381	38,543	38,418	65	52,500	2008	43,995	15,262	46.0	35
Johnsburg Library, Town of	16,493	6.89	127	681	1,471	24	4,000	1999	1,468	1,750	1.8	32
Caldwell-Lake George Library	10,041	2.86	85	1,215	810	42	2,105	1971	1,109	2,748	3.0	25
Hadley-Luzerne Public Library	14,127	2.62	148	618	1,559	39	4,000	1999	2,356	2,100	2.9	32
Stony Creek Free Library	2,045	2.67	47	452	301	20	1,680	1994	479	681	1.3	20
Warrensburg/Richards Library	23,383	4.40	185	3,573	1,835	47	4,530	2013	3709	3,057	2.2	40
Total Warren County	<b>489,678</b>	<b>5.99</b>	<b>2,281</b>	<b>49,650</b>	<b>48,538</b>				<b>60,584</b>	<b>37,972</b>	<b>62.1</b>	
<b>Washington County</b>												
Argyle Free Library	7,176	1.90	99	670	847	25	2,185	2011	948	2,694	1.8	25
Cambridge Public Library	50,450	26.98	180	2,748	2,162	26	4,032	1986	2,301	35,040	2.7	40
Easton Library	4,122	1.76	238	1,773	370	25	3,100	1993	372	576	1.7	25
Fort Edward Free Library	5,328	1.58	40	1,974	430	29	3,600	1996	528	884	1.5	29
Granville/Pember Library & Museum	25,272	9.94	212	3,192	2,989	32	3,000	2004	893	3,888	4.0	35
Greenwich Free Library	56,896	11.51	776	10,873	3,287	47	5,540	2017	6,823	5,582	3.2	35
Hudson Falls Free Library	11,327	0.74	84	901	2,167	40	3,850	2006	1,140	925	2.6	35
Salem/Bancroft Public Library	13,312	4.90	283	2,405	1,568	26	1,776	1976	2,229	2,876	0.9	39
Whitehall Free Library	4,054	0.82	19	119	990	25	3,488	N/A	700	3,100	4.0	25
Total Washington County	<b>177,937</b>	<b>4.25</b>	<b>1,931</b>	<b>24,655</b>	<b>14,810</b>				<b>15,934</b>	<b>55,565</b>	<b>22.4</b>	
<b>Grand Total</b>	<b>2,063,602</b>	<b>6.72</b>	<b>10,437</b>	<b>186,579</b>	<b>183,989</b>				<b>268,193</b>	<b>248,571</b>	<b>245.9</b>	

## Library Program of the Year

Presented May 21, 2018, at the Southern Adirondack Library System's 60<sup>th</sup> Annual Meeting

### **Mechanicville District Public Library: Farmer's Market/Community Garden Program**

The Mechanicville District Public Library's goal for this program was to partner with local farmers, makers and organizations to provide an alternative place for the community to shop for healthy food, items and bring about community partnerships. The staff wanted to show its community that the library is there for them not just in books, CDs, and DVDs, but that the library is a vital piece of everyday life. Vendors ranging from local syrup to wood crafts filled spaces at no cost, attracting an average of 400 people each of the 17 Monday markets. A partnership with the Saratoga County Office of the Aging enabled lower income residents to make purchases at the market with their benefit cards, and a partnership with The Lions Club, Saratoga Sod, and local police department resulted in six raised bed gardens, the 30-pound bounty from which was donated to the local food bank.

### ***Previous winners***

- 2016 Schuylerville Public Library for *Counting Down to Kindergarten*
- 2015 Clifton Park-Halfmoon Public Library for *Tuesday Bridges*  
Crandall Public Library for *Crandall Cares/It's Cold Out There*
- 2014 Argyle Free Library for *Underground Railroad Program*  
Cambridge Public Library for *Geek Squad Program*
- 2013 Stony Creek Free Library for *Joe McChesney Showcase*  
Clifton Park-Halfmoon Public Library for *The Holocaust Revisited: A Retrospective Review*
- 2012 Saratoga Springs Public Library for *Sensory Story Time* and *The Sunday Club*  
Town of Ballston Community Library for *Home Delivery Book Program*
- 2011 Clifton Park-Halfmoon Public Library for *Senior Expo*  
Stony Creek Free Library for *The Dirty Dozen Garden Club*
- 2010 Saratoga Springs Public Library for *Video Game Design Lab for Teens*  
Town of Ballston Community Library for *Camp Half Blood Overnight Event*
- 2009 Crandall Public Library for *The Reduced Shakespeare Company—Even Further Abridged*  
Galway Public Library for *Story Sculptures*
- 2008 Mechanicville Public Library for *Mechanicville Loser's Challenge*  
Corinth Free Library for *Living on the Edge*
- 2007 Greenwich Free Library for *Only the Message Mattered*  
Saratoga Springs Public Library for *Strengthening Families*



## Local Public Funds

			Local Funding from Chartered Service Area				Other Local Funding				Local Public Funds		
	Type/Area Chartered to Serve	2010 Census Population Chartered to Serve	Town, City or Special	Village	School	Chartered Local Per Capita	Town or City	Village	School	Other	County Aid	Total	Per capita
Hamilton County													
Indian Lake Public Library, Town of	Public Town	1,352	236,032			174.58					2,744	238,776	176.61
Inlet Public Library, Town of	Public Town	333	25,925			77.85			2,000		1,150	29,075	87.31
Lake Pleasant Public Library, Town of	Public Town	781	73,908			94.63					2,511	76,419	97.85
Cornelius V. Whitney Long Lake Public Library	PSD	597			144,002	241.21					2,665	146,667	245.67
Raquette Lake Free Library	Assoc. School	114			11,500	100.88	20,000				1,280	32,780	287.54
Total Hamilton County		3,177	\$ 335,865	\$ -	\$155,502	\$ 154.66	\$ 20,000	\$ -	\$ 2,000	\$ -	\$ 10,350	\$ 523,717	\$ 164.85
Saratoga County													
Ballston Spa Public Library	Public Village	5,409		95,436		17.64	41,000		55,650			192,086	35.51
Burnt Hills/Ballston Community Public Library	Public Town	8,638	521,294			60.35	39,100					560,394	64.88
Clifton Park-Halfmoon Public Library	PSLD	56,138	4,164,709			74.19						4,164,709	74.19
Corinth Free Library	Assoc. Town	6,531	14,500			2.22		13,500	58,000			86,000	13.17
Galway Public Library	PSD	7,029			154,340	21.96						154,340	21.96
Mechanicville District Public Library	PSD	9,536			340,331	35.69	5,000					345,331	36.21
Round Lake/WRLIS Library/Malta Branch	Assoc. Town	14,765	339,000			22.96						339,000	22.96
Saratoga Springs Public Library	PSD	49,070			5,099,306	103.92						5,099,306	103.92
Schuylerville Public Library	PSD	9,881			250,000	25.30						250,000	25.30
Stillwater Public Library	PSD	7,444			235,475	31.63						235,475	31.63
Waterford Public Library	PSD	5,784			265,693	45.94						265,693	45.94
Total Saratoga County		180,225	\$ 5,039,503	\$ 95,436	\$ 6,345,145	\$ 63.70	\$ 85,100	\$ 13,500	\$ 113,650	\$ -	\$ -	\$ 11,692,334	\$ 64.88
Warren County													
Bolton Free Library	Assoc. Town	2,326	54,988			23.64						54,988	23.64
Brant Lake/Horicon Free Public Library	Public Town	1,389	1,000			0.72					1,800	2,800	2.02
Chester Public Library, Town Of	Public Town	3,355	65,448			19.51					4,536	69,984	20.86
Glens Falls/Crandall Public Library	PSLD	57,329	3,408,841			59.46						3,408,841	59.46
Johnsburg Library, Town Of	Public Town	2,395	60,342			25.19					3,894	64,236	26.82
Caldwell-Lake George Library	Assoc. Town	3,515	104,593			29.76					1,800	106,393	30.27
Hadley-Luzerne Public Library	Public Town	5,395	63,347			11.74					2,876	66,223	12.27
Stony Creek Free Library	Assoc. Town	767	23,500			30.64			6,500		1,800	31,800	41.46
Warrensburg/Richards Library	Assoc. Other	5,313			98,100	18.46					4,206	102,306	19.26
Total Warren County		81,784	\$ 3,782,059	\$ -	\$ 98,100	\$ 47.44	\$ -	\$ -	\$ 6,500	\$ -	\$ 20,912	\$ 3,907,571	\$ 47.78
Washington County													
Argyle Free Library	Assoc. Town	3,782	10,000			2.64		500	44,100			54,600	14.44
Cambridge Public Library	Public Village	1,870		25,091		13.42	3,650		49,000			77,741	41.57
Easton Library	Assoc. Town	2,336	27,000			11.56			39,983			66,983	28.67
Fort Edward Free Library	Assoc. Village	3,375		6,000		1.78	7,500		7,000			20,500	6.07
Granville/Pember Library & Museum	Public Village	2,543		17,305		6.80	10,000					27,305	10.74
Greenwich Free Library	Assoc. Town	4,942	42,500			8.60		14,000	94,567			151,067	30.57
Hudson Falls Free Library	Assoc. School	15,389			30,000	1.95	30,000	25,090				85,090	5.53
Salem/Bancroft Public Library	Public Town	2,715	26,500			9.76			20,640			47,140	17.36
Whitehall Free Library	Assoc. School	4,939			15,000	3.04	10,000					25,000	5.06
Total Washington County		41,891	\$ 106,000	\$ 48,396	\$45,000	\$ 4.76						\$ 555,426	\$ 13.26
Grand Total													
		307,077	\$ 9,263,427	\$ 143,832	\$ 6,643,747	\$ 52.27	\$ 105,100	\$ 13,500	\$ 122,150	\$ -	\$ 31,262	\$ 16,679,048	\$ 54.32

PSLD - Public Special Legislative District PSD - Public School District




## Operating Fund Receipts

Library	Total Local Public Funds	System Cash Grants to Member Library Designated State & Other Aid		Other State & Federal Aid	Other					Operating Fund Receipts	
		Local Library Services Aid	CLDA, Other State & Other		Gifts & Endow - ments	Fund Raising	Investment Income	Library Charges/ Fines	Other Misc.	Total	Per capita
Hamilton County											
Indian Lake Public Library, Town of	\$ 238,776	\$ 1,404	7,500	\$ -	\$ 2,165	\$ -	\$ -	\$ 1,056	\$ 693	\$ 251,594	\$ 186.09
Inlet Public Library, Town of	29,075	1,404	4,000	-	6,391	7,827	1	519	12,991	62,208	186.81
Lake Pleasant Public Library, Town of	76,419	1,404	-	-	2,217	-	8	916	2,125	83,089	106.39
Cornelius V. Whitney Long Lake Public Library	146,667	1,404	8,700	-	-	-	55	1,402	0	158,228	265.04
Raquette Lake Free Library	32,780	1,404	9,000	-	17,696	3,218	116	90	10,301	74,605	654.43
Total Hamilton County	\$ 523,717	\$ 7,020	\$ 29,200	\$ -	\$ 28,469	\$ 11,045	\$ 180	\$ 3,983	\$ 26,110	\$ 629,724	\$ 198.21
Saratoga County											
Ballston Spa Public Library	\$ 192,086	\$ 1,570	\$ 4,158	\$ -	\$ 1,640	\$ 977	\$ 217	\$ 5,142	\$ -	\$ 205,790	\$ 38.05
Burnt Hills/Ballston Community Public Library	560,394	2,507	18,990	-	5,395	-	-	17,532	58	604,876	70.03
Clifton Park-Halfmoon Public Library	4,164,709	16,292	20,739	-	2,017	-	9,731	77,271	-	4,290,759	76.43
Corinth Free Library	86,000	1,895	4,000	-	3,077	-	1,567	2,304	355	99,198	15.19
Galway Public Library	154,340	2,039	24,781	2,750	2,223	-	403	4,022	-	190,558	27.11
Mechanicville District Public Library	345,331	2,767	3,143	-	225	-	-	8,527	15,828	375,821	39.41
Round Lake/WRLIS Library/Malta Branch	339,000	4,285	4,060	-	9,493	880	292	9,778	14,316	382,104	25.88
Saratoga Springs Public Library	5,099,306	14,241	7,158	-	43,343	-	2,904	111,119	68,460	5,346,531	108.96
Schuylerville Public Library	250,000	2,866	12,215	12,000	8,679	-	262	4,723	-	290,745	29.42
Stillwater Public Library	235,475	2,160	3,213	16,099	3,068	15,369	741	3,590	-	279,715	37.58
Waterford Public Library	265,693	1,975	5,645	0	1,843	739	-	3,003	1,769	280,667	48.52
Total Saratoga County	\$ 11,692,334	\$ 52,597	\$ 108,102	\$ 30,849	\$ 81,003	\$ 17,965	\$ 16,117	\$ 247,011	\$ 100,786	\$ 12,346,764	\$ 68.51
Warren County											
Bolton Free Library	\$ 54,988	\$ 1,404	\$ 5,780	\$ 7,411	\$ 1,042	\$ 38,135	\$ 363	\$ 1,276	\$ -	\$ 110,399	\$ 47.46
Brant Lake/Horicon Free Public Library	2,800	1,404	1,000	-	98	-	-	463	827	6,592	4.75
Chester Public Library, Town of	69,984	1,404	7,000	-	14,003	-	44	1,811	-	94,246	28.09
Glens Falls/Crandall Public Library	3,408,841	16,643	119,860	55,000	62,916	109,972	369,269	93,621	12,059	4,248,181	74.10
Johnsburg Library, Town of	64,236	1,404	1,000	-	11,317	-	14	1,331	-	79,302	33.11
Caldwell-Lake George Library	106,393	1,404	6,655	-	6,814	5,476	129	2,088	968	129,927	36.96
Hadley-Luzerne Public Library	66,223	1,566	10,000	-	4,212	365	-	4,814	1,750	88,930	16.48
Stony Creek Free Library	31,800	1,400	1,000	-	3,058	7,653	-	475	205	45,591	59.44
Warrensburg/Richards Library	102,306	1,542	1,000	-	3,308	-	3	2,017	3,096	113,272	21.32
Total Warren County	\$ 3,907,571	\$ 28,171	\$ 153,295	\$ 62,411	\$ 106,768	\$ 161,601	\$ 369,822	\$ 107,896	\$ 18,905	\$ 4,916,440	\$ 60.11
Washington County											
Argyle Free Library	\$ 54,600	\$ 1,404	\$ 6,000	\$ 14,782	\$ 7,131	\$ 4,519	\$ 271	\$ 1,324	\$ 3,199	93,230	\$ 24.65
Cambridge Public Library	77,741	1,404	9,000	-	1,488	-	13	3,957	-	93,603	50.06
Easton Library	66,983	1,404	4,000	-	49,339	-	152	-	-	121,878	52.17
Fort Edward Free Library	20,500	1,404	1,000	-	27,100	3,666	-	448	3,002	57,120	16.92
Granville/Pember Library & Museum	27,305	1,404	37,000	2,500	61,643	12,138	-	4,772	110,578	257,340	101.20
Greenwich Free Library	151,067	1,434	2,715	-	14,681	15,647	-	6,406	29,116	221,066	44.73
Hudson Falls Free Library	85,090	4,466	1,000	-	2,678	2,582	2,768	2,285	-	100,869	6.55
Salem/Bancroft Public Library	47,140	1,404	1,000	-	11,191	-	126	2,489	16	63,366	23.34
Whitehall Free Library	25,000	1,433	1,000	-	1,035	3,349	-	153	-	31,970	6.47
Total Washington County	\$ 555,426	\$ 15,757	\$ 62,715	\$ 17,282	\$ 176,286	\$ 41,901	\$ 3,330	\$ 21,834	\$ 145,911	\$ 1,040,442	\$ 24.84
Grand Total	\$ 16,679,048	\$ 103,545	\$ 353,312	\$ 110,542	\$ 392,526	\$ 232,512	\$ 389,449	\$ 380,724	\$ 291,712	\$ 18,933,370	\$ 61.66



## Operating Fund Expenditures

						All Other Expenses						
Library	Salaries & Benefits		Library Materials			Capital Expense	Building & Maint.	Misc. & Other	Contracts with Libraries/ Systems	All Other Expenses %	Total	
	\$	%	\$	%	\$ per capita	\$	\$	\$	\$	%	\$	\$ per capita
Hamilton County												
Indian Lake Public Library, Town Of	\$ 134,560	75.47%	\$ 24,166	13.55%	\$ 17.87	\$ -	\$ 5,438	\$ 9,040	\$ 5,084	10.97%	\$ 178,288	\$ 131.87
Inlet Public Library, Town Of	12,084	23.63%	5,823	11.39%	17.49	-	22,357	9,354	1,523	64.99%	51,141	153.58
Lake Pleasant Public Library, Town of	52,277	69.50%	5,614	7.46%	7.19	-	-	14,597	2,728	23.03%	75,216	96.31
Cornelius V. Whitney Long Lake Public Library	63,856	48.96%	14,007	10.74%	23.46	-	6,104	41,858	4,606	40.30%	130,431	218.48
Raquette Lake Free Library	24,375	44.18%	15,459	28.02%	135.61	-	4,871	8,895	1,571	27.80%	55,171	483.96
Total Hamilton County	\$ 287,152	58.57%	\$ 65,069	13.27%	\$ 20.48	\$ -	\$ 38,770	\$ 83,744	\$ 15,512	28.15%	\$ 490,247	\$ 154.31
Saratoga County												
Ballston Spa Public Library	\$ 178,556	81.29%	\$ 20,142	9.17%	\$ 3.72	\$ 682	\$ 2,316	\$ 10,646	\$ 7,314	9.54%	\$ 219,656	\$ 40.61
Burnt Hills/Ballston Community Public Library	343,180	60.81%	80,074	14.19%	9.27	-	79,357	40,568	21,177	25.00%	564,356	65.33
Clifton Park-Halfmoon Public Library	2,260,752	64.08%	333,159	9.44%	5.93	-	388,144	439,210	106,560	26.47%	3,527,825	62.84
Corinth Free Library	74,738	70.47%	11,812	11.14%	1.81	-	8,488	6,720	4,302	18.40%	106,060	16.24
Galway Public Library	87,424	58.76%	15,093	10.14%	2.15	-	10,002	31,000	5,273	31.10%	148,792	21.17
Mechanicville District Public Library	168,563	50.66%	52,452	15.76%	5.50	-	41,194	61,214	9,320	33.58%	332,743	34.89
Round Lake/WRLIS Library/Malta Branch	262,006	72.44%	37,966	10.50%	2.57	-	-	48,707	13,018	17.07%	361,697	24.50
Saratoga Springs Public Library	3,748,393	74.90%	418,335	8.36%	8.53	101,878	365,266	269,019	101,736	16.74%	5,004,627	101.99
Schuylerville Public Library	156,371	54.99%	24,755	8.71%	2.51	-	15,021	81,946	6,276	36.31%	284,369	28.78
Stillwater Public Library	129,020	61.54%	25,816	12.31%	3.47	5,025	7,060	37,785	4,958	26.15%	209,664	28.17
Waterford Public Library	188,468	64.97%	33,579	11.58%	5.81	3,979	29,546	29,189	5,309	23.45%	290,070	50.15
Total Saratoga County	\$ 7,597,471	68.76%	\$ 1,053,183	9.53%	\$ 5.84	\$ 111,564	\$ 946,394	\$ 1,056,004	\$ 285,243	21.71%	\$ 11,049,859	\$ 61.31
Warren County												
Bolton Free Library	\$ 48,961	46.56%	\$ 12,822	12.19%	\$ 5.51	\$ 15,715	\$ 13,095	\$ 11,588	\$ 2,977	41.25%	\$ 105,158	\$ 45.21
Brant Lake/Horicon Free Public Library	-	0.00%	10,515	65.91%	7.57	-	2,434	3,004	-	34.09%	15,953	11.49
Chester Public Library, Town Of	60,349	63.05%	13,318	13.91%	3.97	-	-	16,800	5,243	23.03%	95,710	28.53
Glens Falls/Crandall Public Library	2,534,416	72.06%	247,140	7.03%	4.31	-	225,744	429,678	79,966	20.91%	3,516,944	61.35
Johnsburg Library, Town Of	60,864	78.93%	5,950	7.72%	2.48	-	-	4,586	5,711	13.35%	77,111	32.20
Caldwell-Lake George Library	61,313	55.94%	8,977	8.19%	2.55	-	20,768	16,369	2,184	35.87%	109,611	31.18
Hadley-Luzerne Public Library	63,390	65.26%	3,792	3.90%	0.70	-	15,690	10,359	3,904	30.84%	97,135	18.00
Stony Creek Free Library	19,749	44.74%	5,111	11.58%	6.66	-	2,389	15,314	1,576	43.68%	44,139	57.55
Warrensburg/Richards Library	72,622	56.04%	13,489	10.41%	2.54	1,232	27,026	10,992	4,218	33.55%	129,579	24.39
Total Warren County	\$ 2,921,664	69.71%	\$ 321,114	7.66%	\$ 3.93	\$ 16,947	\$ 307,146	\$ 518,690	\$ 105,779	22.63%	\$ 4,191,340	\$ 51.25
Washington County												
Argyle Free Library	\$ 39,976	45.98%	\$ 5,198	5.98%	\$ 1.37	\$ 13,484	\$ 2,096	\$ 23,607	\$ 2,584	48.04%	\$ 86,945	\$ 22.99
Cambridge Public Library	59,850	65.25%	12,941	14.11%	6.92	-	11,430	2,533	4,968	20.64%	91,722	49.05
Easton Library	30,108	42.59%	6,624	9.37%	2.84	12,980	4,520	14,206	2,251	48.04%	70,689	30.26
Fort Edward Free Library	26,288	45.69%	8,427	14.65%	2.50	-	5,617	15,185	2,017	39.66%	57,534	17.05
Granville/Pember Library & Museum	100,698	56.84%	9,405	5.31%	3.70	-	31,839	30,909	4,305	37.85%	177,156	69.66
Greenwich Free Library	115,264	60.18%	14,821	7.74%	3.00	-	31,937	21,948	7,576	32.09%	191,546	38.76
Hudson Falls Free Library	72,204	68.94%	8,231	7.86%	0.53	-	10,184	9,166	4,953	23.20%	104,738	6.81
Salem/Bancroft Public Library	33,806	61.48%	13,211	24.03%	4.87	-	-	4,304	3,666	14.49%	54,987	20.25
Whitehall Free Library	28,029	50.61%	1,632	2.95%	0.33	-	11,026	12,971	1,722	46.44%	55,380	11.21
Total Washington County	\$ 506,223	56.83%	\$ 80,490	9.04%	\$ 1.92	\$ 26,464	\$ 108,649	\$ 134,829	\$ 34,042	34.13%	\$ 890,697	\$ 21.26
Grand Total	\$11,312,510	68.06%	\$1,519,856	9.14%	\$ 4.95	\$ 154,975	\$ 1,400,959	\$ 1,793,267	\$ 440,576	22.80%	\$ 16,622,143	\$ 54.13



### Continuing Education

- Polaris
- OverDrive Marketplace
- Polaris Leap
- Library Security
- Libraries Mean Business
- Fake News Workshop
- Whole Book Approach
- Bridges out of Poverty
- How to Run a Hi/Low Book Club
- Adult Literacy Workshop
- Adult Program Swap

### Attendance

- 35 Sessions
- 519 Participants

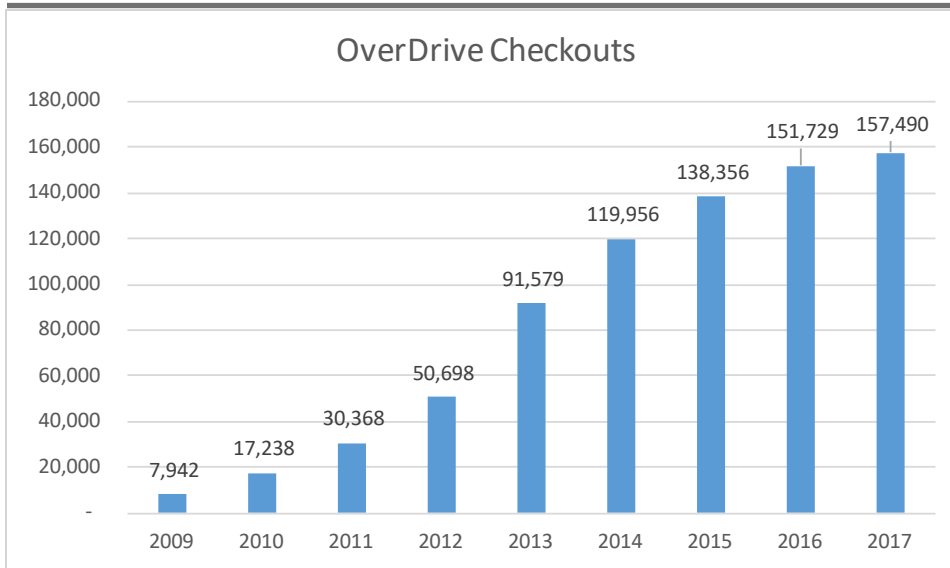
### Consulting

- Annual Report
- Construction Grant
- Director Orientation
- Strategic Planning
- Charter Amendment
- Budget Referendum
- Trustee Training

### Attendance

- 36 Sessions
- 294 Participants

## Technology



## WEBSITE TRAFFIC 2017

Hamilton County	
IND	7,037
ILT	9,139
LKP	6,765
LGL	23,561
RAQ	8,689
Total Hamilton County	55,191
Saratoga County	
BAL	93,521
BUR	97,451
CPH	398,747
COR	69,395
GAL	25,542
MEC	60,019
RDL/Malta	101,028
SAR	357,636
SVL	54,959
STI	40,540
WAT	14,587
Total Saratoga County	1,313,425

Warren County	
BOL	44,624
BRL	3,256
CHT	6,200
GLE	409,389
JBG	7,820
LKG	18,576
LUZ	55,269
STO	18,378
WAR	26,434
Total Warren County	589,946
Washington County	
ARG	21,979
CAM	74,044
EAS	65,980
FTE	23,125
GRA	80,563
GRN	55,015
HUD	35,300
SLM	8,447
WHI	31,193
Total Washington County	395,646

## WIRELESS SESSIONS 2017

Hamilton County	
Indian Lake Public Library, Town of	3,557
Inlet Public Library, Town of	3,603
Lake Pleasant Public Library, Town of	2,379
Cornelius V. Whitney Long Lake Public Library	3,408
Raquette Lake Free Library	1,830
Total Hamilton County	14,777
Saratoga County	
Ballston Spa Public Library	2,431
Burnt Hills/Ballston Community Public Library	11,984
Clifton Park-Halfmoon Public Library	55,126
Corinth Free Library	2,695
Galway Public Library	3,815
Mechanicville District Public Library	5,216
Round Lake/WRLIS Library/Malta Branch	4,198
Saratoga Springs Public Library	46,497
Schuylerville Public Library	3,303
Stillwater Public Library	3,124
Waterford Public Library	1,868
Total Saratoga County	140,257
Warren County	
Bolton Free Library	8,765
Brant Lake/Horicon Free Public Library	1,704
Chester Public Library, Town of	1,905
Glens Falls/Crandall Public Library	15,262
Johnsburg Library, Town of	1,750
Caldwell-Lake George Library	2,748
Hadley-Luzerne Public Library	2,100
Stony Creek Free Library	681
Warrensburg/Richards Library	3,057
Total Warren County	37,972
Washington County	
Argyle Free Library	2,694
Cambridge Public Library	35,040
Easton Library	576
Fort Edward Free Library	884
Granville/Pember Library & Museum	3,888
Greenwich Free Library	5,582
Hudson Falls Free Library	925
Salem/Bancroft Public Library	2,876
Whitehall Free Library	3,100
Total Washington County	55,565

## SALS Challenge Grants 2017

Challenge Grants enable member libraries to embrace change, innovate, and develop new services.

### Construction Challenge Grant Recipients

- ♦ Argyle Free Library
  - ♦ Window Sill Rehabilitation
- ♦ Bolton Free Library
  - ♦ Two-Zone Heating System Installation
- ♦ Horicon Free Public Library
  - ♦ Lighting & Electricity Upgrade
- ♦ Town of Ballston Community Library
  - ♦ Children's Room Makeover
- ♦ Cambridge Public Library
  - ♦ Parking Lot Upgrade
- ♦ Town of Chester Public Library
  - ♦ New Book Drop
- ♦ Crandall Public Library
  - ♦ Building Assessment
- ♦ CVW Long Lake Public Library
  - ♦ Architectural Assessment
- ♦ Caldwell-Lake George Library
  - ♦ Electrical Upgrade
- ♦ Town of Lake Pleasant Public Library
  - ♦ Purchase Furniture
- ♦ Hadley-Luzerne Public Library
  - ♦ Architectural Assessment
- ♦ Raquette Lake Free Library
  - ♦ Building Addition Design
- ♦ Schuylerville Public Library
  - ♦ LED Lighting Upgrade

### Library Services Seed Challenge Grant Recipients

- ♦ Town of Ballston Community Library
  - ♦ Business Community Programs
- ♦ Town of Chester Public Library
  - ♦ STEM-based Programs for Middle Schoolers
- ♦ Galway Public Library
  - ♦ Galway Get Together: Community News & Resource Center
- ♦ Crandall Public Library
  - ♦ Library-By-Mail
- ♦ Greenwich Free Library
  - ♦ Library at the Food Pantry Program
- ♦ Caldwell-Lake George Library
  - ♦ ESL & Support to International Seasonal Workers Program
- ♦ Schuylerville Public Library
  - ♦ Mobile Programs & Services
- ♦ Waterford Public Library
  - ♦ Library at the Community Center Program

## Designated Fund Distribution

### SALS Designated Funds

#### Local Library Support Aid (LLSA)

\$0.31 per capita or \$1,500, whichever is greater. In 2017 this grant was cut 6.38%

*SALS Source:* New York State categorical aid

**Total Amount: \$103,552**

#### County Aid

County Aid is a SALS pass-through disbursement. It was calculated for 2017 grants as follows:

**Hamilton:** Minimum \$1,150, balance based on circulation. Total \$11,500

**Saratoga:** Purchased OverDrive – downloadable e-content for Saratoga County member libraries. Total \$32,000

**Warren:** \$21,600 to Crandall, minimum \$1,800, balance based on circulation. Total \$45,000  
Source: Each county

**Total Amount: \$88,500**

#### Construction

Argyle Free Library \$16,425; Bolton Free Library \$8,235; Easton Library \$45,716; Greenwich Free Library \$99,375; Southern Adirondack Library System \$124,053; Stillwater Public Library \$17,888; Town Of Johnsbury Library \$45,581; Waterford Public Library \$36,975

The ranking process and recommendation for funding amounts are determined by law, Education Commissioner's Regulation, and criteria developed by SALS' Board of Trustees as approved by the NYS Education Department.

Source: NYS categorical aid

**Total Amount: \$394,248**

#### County Youth Grants

Awards to enhance library services for youth through programming.

*Source:* Saratoga County Youth Bureau

**Total Amount: \$1,120**

#### NYS Grants

Adult Literacy \$701.90 provided funding for training and certification of Notary Publics throughout the SALS service area.

### NYS Grant-In-Aid (member item grants) \$108,000 disbursed to:

Argyle Free Library \$1,000  
Ballston Spa Public Library \$4,000  
Bolton Free Library \$1,000  
Horicon Free Public Library \$1,000  
Town of Ballston Comm. Library \$4,000  
Cambridge Public Library \$4,000  
Corinth Free Library \$4,000  
Town of Chester Public Library \$1,000  
Clifton Park-Halfmoon Public Library \$7,000  
Easton Library \$4,000  
Fort Edward Free Library \$1,000  
Galway Public Library \$4,000  
Crandall Public Library \$1,000  
Pember Library & Museum \$1,000  
Greenwich Free Library \$1,000  
Hudson Falls Free Library \$1,000  
Town of Inlet Public Library \$4,000  
Town of Indian Lake Public Library \$4,000  
Town of Johnsbury Library \$1,000  
CVW Long Lake Public Library \$4,000  
Caldwell-Lake George Library \$1,000  
Town of Lake Pleasant Public Library \$4,000  
Hadley-Luzerne Public Library \$5,000  
Mechanicville District Public Library \$3,000  
Raquette Lake Free Library \$4,000  
WRLIS Library \$4,000  
Saratoga Springs Public Library \$7,000  
Salem-Bancroft Public Library \$1,000  
Stillwater Public Library \$3,000  
Stony Creek Free Library \$1,000  
Schuylerville Public Library \$3,000  
Warrensburg-Richards Library \$1,000  
Waterford Public Library \$3,000  
Whitehall Free Library \$1,000  
Southern Adirondack Library System \$14,000

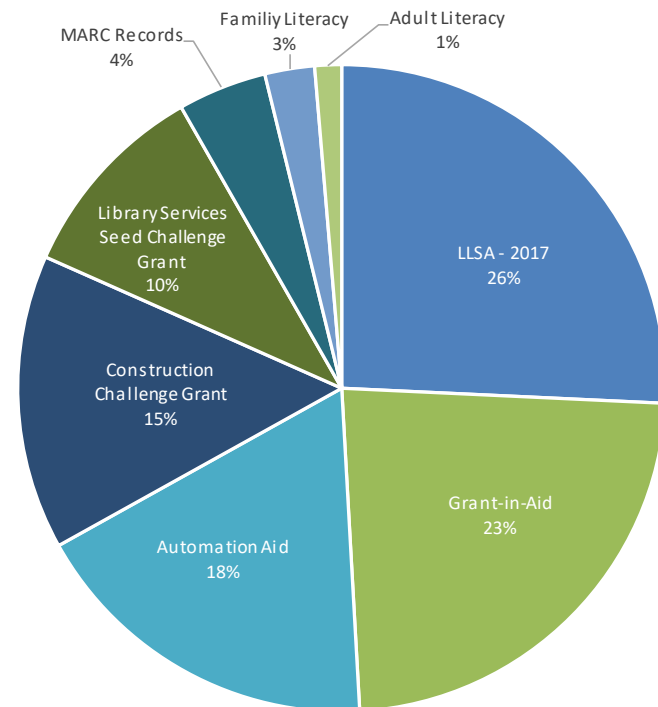
**Thank You  
Senator Tedisco,  
Senator Little  
&  
Senator  
Marchione!**

## SALS Treasurer's Report

<b>General Fund</b>		
<b>Balance, December 31, 2016</b>		\$ 2,599,883
<b>Receipts:</b>		
State Aid	\$ 1,818,840	
Income from Investments	2,485	
County Aid for Member Libraries	88,500	
Reimbursement of Prior Year Expenses - General Fund	8,725	
Reimbursement of Joint Automation Fees - Member Libraries	421,585	
Miscellaneous	4,908	2,345,043
		4,944,926
<b>Disbursements:</b>		
Grants to Member Libraries & Others - LLSA, Technology and Construction Challenge Grants, Automation, Technology Grant, NYS Literacy, Marc records & Other	\$ 433,505	
Joint Automation Fees - Member Libraries	439,338	
Delivery Service	195,146	
County Aid for Member Libraries	88,500	
Central Library Development Aid - Crandall Public Library	105,860	
Books, E-content & Other Library Materials	78,918	
Salaries for Personnel	513,294	
Employee and Retiree Benefits	288,146	
Operation and Maintenance of Building	40,763	
NYS Construction Grant	111,029	
Operation and Maintenance of Vehicles	4,240	
Equipment Purchased	4,434	
Travel - Staff and Board	29,303	
Other Operating Expenses	54,338	2,386,814
<b>Balance, December 31, 2017</b>		<b>\$ 2,558,112</b>
<b>Reconciliation of Ending Balance:</b>		
N.O.W. Checking Accounts		\$ 33,382
Money Market Savings and Certificates of Deposit		2,524,730
Total Cash and Investments		<b>\$ 2,558,112</b>

<b>Trust and Agency Fund</b>		
<b>Balance, December 31, 2016</b>		\$ 5,304
Receipts: Transfers from General Fund		1,201,450
		1,206,754
Less: Disbursements		1,199,347
<b>Balance, December 31, 2017</b>		<b>\$ 7,407</b>

Distribution of \$402,244 in subsidies to member libraries





### Report for 2017, Our 59<sup>th</sup> Year as Central Library

The ***Central Library Plan of Service for 2017-2021*** is the document that continues to be our guide for providing the tools, resources and professional assistance to SALS member libraries and our patrons. As a recipient of over \$160,000 from New York State to carry out the plan, we meet the blueprint's two ambitious aims:

GOAL 1: Crandall Public Library will provide access to adult nonfiction materials, resources and information in all formats for SALS member libraries to fulfill the role of Central Library per the requirements of NYS Education Law.

GOAL 2: Crandall Public Library will provide information services to benefit member libraries and the people who reside in Hamilton, Warren, Washington and Saratoga counties.

Highlights from 2017 include:

- *Interlibrary loan items were borrowed 36,119 times from the Central Library.*
- *Access to the eResources OverDrive, Ancestry Library Edition and Heritage Quest Online for all SALS cardholders.*
- *Our staff answered over 54,000 reference questions. That is about 16 questions for every hour we were open to the public.*

On behalf of the Crandall Public Library Board of Trustees and the Crandall Public Library it is our responsibility and pleasure to work with the staff of SALS and member libraries in 2018 to continue to provide for the needs of our communities. Furthermore, I would like to recognize the helpful and energizing practices of Sara Dallas, Director of SALS, and her staff which allow the Central Library to thrive. Likewise, the SALS Board of Trustees and the JA professionals are to be admired for their dedication, guidance, and leadership. The 34 member libraries that use the services of the Central Library are also to be acknowledged for their never ending service to our communities.

Respectfully,

Kathleen U. Naftaly, Director

## Staff and Trustees

---

During 2017, we fulfilled our mission to improve and expand library services through the dedicated work of the Board of Trustees, SALS staff and our Central Library, Crandall Public Library in Glens Falls.

### Administration

Sara Dallas  
Jill Martz  
Bill Rougier  
Sharon Shyne  
Dianne Winter

### Consultants

Jennifer Ferriss  
Erica Freudenberger  
Jill Ryder  
Jack Scott

### Joint Automation Staff

Mary Hanley  
Michele Largeveau  
David MacFarland  
Christopher Mundell  
Diane Robinson  
Jason Thomson

### Resource Sharing

Cindy Mirra

### SALS Board of Trustees

Linda Borden  
Christine Connell  
Sandra Debus  
Jordan Hornstein, President  
Janet Lindner  
Paul K. Mays  
Karen McComb  
Dale Nemer  
Robert Odess  
Sandi Payne  
John Plantier  
Nancy Seifts  
Russell Wise, Jr.

### SALS Treasurer

Robert W. Jeffords



## Member Libraries

Hamilton County			Warren County		
	Town of Indian Lake Public Library	648-5444			Bolton Free Library 644-2233
	Town of Inlet Public Library	(315) 357-6494			Brant Lake, Horicon Free Public Library 494-4189
	Town of Lake Pleasant Public Library	548-4411			Town of Chester Public Library 494-5384
	Cornelius Vanderbilt Whitney Long Lake Library	624-3825		<input type="checkbox"/>	Glens Falls, Crandall Public Library 792-6508
	Raquette Lake Free Library	(315) 354-4005			Caldwell-Lake George Library 668-2528
					Hadley-Luzerne Public Library 696-3423
Saratoga County					North Creek, Town of Johnsburg Library 251-4343
	Ballston Spa Public Library	885-5022			Stony Creek Free Library 696-5911
	Burnt Hills, Town of Ballston Community Library	399-8174			Warrensburg, Richards Library 623-3011
	Clifton Park - Halfmoon Public Library	371-8622			
	Corinth Free Library	654-6913	Washington County		
	Galway Public Library	882-6385			Argyle Free Library 638-8911
	Mechanicville District Public Library	664-4646			Cambridge Public Library 677-2443
	Round Lake Library	899-2285			Easton Library 692-2253
	Round Lake Library—Malta Branch	682-2495			Fort Edward Free Library 747-6743
	Saratoga Springs Public Library	584-7860			Granville, Pember Library & Museum 642-2525
	Schuylerville Public Library	695-6641			Greenwich Free Library 692-7157
	Stillwater Public Library	664-6255			Hudson Falls Free Library 747-6406
	Waterford Public Library	237-0891			Salem, Bancroft Public Library 854-7463
					Whitehall Free Library 499-1366
				<input type="checkbox"/>	Central Reference Library