

SOUTHERN ADIRONDACK
LIBRARY SYSTEM

Annual Report
and
Statistical Summary

2023

Table of Contents

SALS Plan of Service 2022-2026.....	3	Local Public Funds.....	19
SALS Board of Trustees.....	4	Local Funding from Chartered Area	
SALS Staff.....	5	Chartered Local Funds per capita	
SALS Staff		Other Local Funding	
Joint Automation Staff		County Aid	
SALS' Mission.....	6	Local Public Funds—Total \$ per capita	
A Word From Our Director.....	7	Operating Fund Receipts.....	20
SALS Member Libraries (county, website, Phone).....	8	Total Local Public Funds	
Local Votes.....	9	System Cash Grants	
Statistical Benchmarks & Book Prices.....	10	Other State & Federal Aid	
Central Library Report.....	11	Other Income	
2023 Library Trustee of the Year.....	11	Operating Fund Receipts—Total \$ per capita	
2023 Library Programs of the Year.....	12	Operating Fund Expenditures.....	21
Prior Year Winners		Salaries & Benefits—% of Total	
SALS Outreach.....	13	Library Materials—% of Total \$ per capita	
Summer Reading 2023.....	14	Capital Expense	
SALS Challenge Grants.....	15	Building Expense	
SALS Services - Technology.....	16	Misc. & Other Expense	
Overdrive Statistics		Contracts with Libraries/Systems	
Wireless Sessions		All Other Expenses—%	
Website Traffic		Operating Fund Expenses - Total \$ per capita	
SALS 2023 Treasurer's Report.....	17	Library Operations.....	22
Distribution of subsidies to Member Libraries		Library Visits Visits per capita	
and delivery service		Programs Held Program Attendance	
Designated Funds Distribution.....	18	Registered Borrowers	
		Hours Open/Week	
		Square Feet	
		Year of Last Major Renovation/Addition	
		In House Use of Public PCs WiFi Access	
		Paid Staff FTE	
		FTE Hours/Week	
		Cataloged Holdings.....	23
		Adult & YA Print Materials—% of holding	
		Juvenile Print Materials—% of holdings	
		Other Print Materials—% of holdings	
		2023 Print Holdings per capita	
		Electronic Holdings—% of holdings	
		Non Print/AV—% of holdings	
		Total Holdings	
		Circulation Data.....	24
		Type/Area Chartered to serve	
		2020 census pop. of chartered area	
		2022/2023 circulation +/-	
		2022/2023 circulation per capita +/-	
		Interlibrary Loan Resource Sharing.....	25/26
		Deliveries per Week 2021/2022	
		2023 Borrowed Loaned Total Activity	
		2023 Total Activity	
		Total Activity change +/- % Change	



SOUTHERN ADIRONDACK

LIBRARY SYSTEM

22 WHITNEY PLACE

SARATOGA SPRINGS, NY 12866-4596

SALS Plan of Service 2022 - 2026

In 2023 SALS completed the second year of its 2022-2026 Plan of Service, developed by the SALS Board of Trustees and staff based on data collected annually from our member libraries. Member library staff and trustees identified the system services they needed in order to provide quality library services to their communities. The service priorities chosen by our membership, regardless of library size and budget, were:

- Joint Automation/POLARIS support
- Delivery & Interlibrary Loan Services
- Consulting & Continuing Education
- Sharing E-Resources
- Advocacy
- Operational Support
- Collaboration with MVLS

The Southern Adirondack Library System (SALS) is at its best when we listen to and work with our member libraries to provide our communities with the best possible library services. This collaborative approach is championed by the SALS Board of Trustees and leadership team, who play a crucial role in strategically allocating resources and designing member services, ensuring that our system remains responsive to the needs of our communities.

The SALS is a cooperative public library system located in Hamilton, Saratoga, Warren, and Washington Counties. We collaborate with our 34 member libraries, which are a mix of urban, suburban, and rural and range in size, staffing, and budget. Each is committed to providing exemplary services to the people who reside in their communities.

When the pandemic precluded the possibility of hiring outside consultants to lead our strategic planning process, we turned to our own resources. Erica Freudenberger, a key member of our team, used the Engaged Planning approach we encourage our member libraries to use when creating their community-responsive plans. We spent several months in conversation with various stakeholders – including the SALS Board of Trustees, trustees of member libraries, Friends of the Library, directors, staff, and volunteers, to create a member-driven strategic plan, ensuring that the voices of our community are at the heart of our planning process.

We heard that our system's strengths are open communication, our network of member libraries, and existing relationships. Our member libraries believe our collaborative relationship provides cohesion in times of turmoil, allowing us to leverage our strengths across the system to sparkle for our communities.

We are committed to learning and growing. That process includes holding ourselves accountable by evaluating these core services each year. We value regular feedback from our membership and will revise our services as determined through the evaluation process.

Thank you to the SALS Board of Trustees, member library boards, staff, volunteers, and the outstanding SALS and JA staff for their work.

—Sara Dallas, Director

SALS Board of Trustees

2023



Russ Wise (2024)
President
Saratoga County



Janet Lindner (2023)
Vice President
Hamilton County



Carol Kuhr (2023)
Secretary
Washington County



Sue Beck (2026)
Warren County



Linda Borden (2025)
Washington County



Christine Connell (2025)
Saratoga County



Elaine Cowin (2024)
Warren County



Laura Goodman (2027)
Washington County



Jordan Hornstein (2024)
Hamilton County



Margaret Shapiro (2025)
Warren County



Barbara Taylor (2026)
Hamilton County



Nanci Vineyard (2027)
Hamilton County



Bob Jeffords
Treasurer

Staff

SALS Staff



Sara Dallas - x205
Executive Director



Jill Ryder - x216
Assistant Director



Erica Freudenberger- x211
Outreach, Engagement, & Marketing




Jack Scott - x219
Technology & Youth Services
Consultant



Colleen Smith - x203
Finance & Administration Manager



Pamela DelSignore -x201
System Services Support Assistant



Johanna Hall - x222
Cataloging



Bill Rougier - x221
Building Maintenance Manager

Joint Automation



Michele Largeteau - x204
JA Project Manager



Jason Thomson - x210
Software Engineer
Systems Administrator



Chris Mundell x207
Systems, Network and
Office 365 Administrator



Dave MacFarland - x208
Technical Support Specialist
Assistant Network Administrator



Jim Baker - x226
Computer Support Specialist



Jesse Jensen - x206
Computer Support Specialist

SALS' Mission



SALS' mission

To empower our member libraries with innovative and efficient services,
cutting-edge technology,
and comprehensive continuing education
to better serve the residents of
Hamilton, Saratoga, Warren, and Washington counties.



Argyle Free Library



Ballston Community Public Library



Ballston Spa Public Library

A Word From Our Director



As the director of the Southern Adirondack Library System, I am privileged to work alongside the exceptional SALS and JA staff, whose collective efforts have led to numerous achievements.

The Southern Adirondack Library System lives the Core Values of our profession and is at its best when we listen to and work with our member libraries to provide our communities with the best possible library services. The SALS Board of Trustees and leadership team embrace this perspective when strategically allocating resources and designing member services.

Access: allows everyone in the community to obtain library resources and services with minimal disruption. Library workers create systems that ensure members of their community can freely access the information they need for learning, growth, and empowerment regardless of technology, format, or delivery methods.

Equity: we play a crucial role in fostering equity by actively working to dismantle barriers and create spaces that are accessible, welcoming, and beneficial for all. This is accomplished by recognizing and addressing systemic barriers, biases, and inequalities to create inclusive library environments where everyone can benefit from the library's offerings and services.

Intellectual Freedom and Privacy: empowers people to think for themselves and to make informed decisions while respecting each individual's dignity and independence. We encourage people to cultivate curiosity and form ideas by questioning the world and accessing information from diverse viewpoints and formats without restrictions or censorship. The right to privacy is a crucial safeguard to this freedom, ensuring everyone has the right to develop their thoughts and opinions free of surveillance.

Public Good: we work to improve society and protect the rights to education, literacy, and intellectual freedom. Libraries are an essential public good and are fundamental institutions in democratic societies. Library workers provide the highest service levels to create informed, connected, educated, and empowered communities.

Sustainability: we make choices that are good for the environment, make sense economically, and treat everyone equitably. Sustainable choices preserve physical and digital resources and keep services sound now and into the future. By supporting climate resiliency, library workers create thriving communities and care for our common good for a better tomorrow.

We look forward to embracing these values as we continue to provide services to our member libraries and their communities.

SARA DALLAS

Executive Director

Southern Adirondack Library System



Town of Johnsbury Library



Town of Lake Pleasant Public Library



Stillwater Public Library

SALS Member Libraries

Library	County	Website	Phone
Argyle Free Library	Washington	www.argylelibrary.sals.edu	518-638-8911
Ballston Spa Public Library	Saratoga	www.bspl.sals.edu	518-885-5022
Bolton Free Library	Warren	www.boltonfreelibrary.org	518-644-2233
Brant Lake, Horicon Free Public Library	Warren	www.horiconlibrary.sals.edu	518-494-4189
Burnt Hills, Ballston Community Public Library	Saratoga	www.bcpl.sals.edu	518-399-8174
Cambridge Public Library	Washington	www.cambridge.sals.edu	518-677-2443
Chester Public Library, Town of	Warren	www.chesterlibrary.org	518-494-5384
Clifton Park-Halfmoon Public Library	Saratoga	www.cphlibrary.org	518-371-8622
Corinth Free Library	Saratoga	www.corinth.sals.org	518-654-6913
Easton Library	Washington	www.easton.sals.edu	518-692-2253
Fort Edward Free Library	Washington	www.fortedwardlibrary.sals.edu	518-747-6743
Galway Public Library	Saratoga	www.galwaypubliclibrary.org	518-882-6385
Glens Falls, Crandall Public Library	Warren	www.crandalllibrary.org	518-792-6508
Granville, Pember Library & Museum	Washington	www.pember.sals.edu	518-642-2525
Greenwich Free Library	Washington	www.greenwich.sals.edu	518-692-7157
Hadley-Luzerne, Rockwell Falls Public Library	Warren	www.hudluzblog.sals.edu	518-696-3423
Hudson Falls Free Library	Washington	www.hudsonfalls.sals.edu	518-747-6406
Indian Lake Public Library, Town of	Hamilton	www.indianlake.sals.edu	518-648-5444
Inlet Public Library, Town of	Hamilton	www.inletlibrary.sals.edu	518-357-6494
Johnsburg Library, Town of (North Creek)	Warren	www.townofjohnsburglibrary.sals.edu	518-251-4343
Caldwell-Lake George Library	Warren	www.caldwell-lakegeorge.sals.edu	518-668-2528
Lake Pleasant Public Library, Town of	Hamilton	www.lakepleasantlibrary.sals.edu	518-548-4411
CVW Long Lake Library	Hamilton	www.longlake.sals.edu	518-624-3825
Mechanicville District Public Library	Saratoga	www.meclib.sals.edu	518-664-4646
Raquette Lake Free Library	Hamilton	www.raquettelakelibrary.sals.edu	315-354-4005
Round Lake Library	Saratoga	www.roundlakelibrary.org	518-899-2285
Round Lake Library - Malta Branch	Saratoga	www.roundlakelibrary.org	518-682-2495
Salem, Bancroft Public Library	Washington	www.bancroftlibrary.org	518-854-7463
Saratoga Springs Public Library	Saratoga	www.sspl.org	518-584-7860
Schuylerville Public Library	Saratoga	www.schuylervillelibrary.sals.edu	518-695-6641
Stillwater Public Library	Saratoga	www.stillwater.sals.edu	518-665-6255
Stony Creek Free Library	Warren	www.stonycreekfrelibrary.sals.edu	518-696-5911
Warrensburg, Richards Library	Warren	www.therichardslibrary.com	518-623-3011
Waterford Public Library	Saratoga	www.waterfordlibrary.net	518-237-0891
Whitehall Free Library	Washington	www.whitehall.sals.edu	518-499-1366



Pember Library & Museum



Raquette Lake Free Library



Greenwich Free Library

Local Votes

Library	Budget Vote Held By	Type of Library	Voters Live In	Budget Vote \$ Amount	Date Held
Argyle Free Library	Argyle Central School District	Assoc. Town	School District	\$67,5090	5/16/2023
Ballston Spa Public Library	Ballston Spa Central School District	Public Village	School District	\$62,102	5/16/2023
Bancroft Public Library	Salem Central School District	Public Village	School District	\$42,275	5/16/2023
Cambridge Public Library	Cambridge Central School District	Public Village	School District	\$65,000	5/16/2023
Clifton Park-Halfmoon Public Library	Clifton Park-Halfmoon Library District	Special District	Special Legislative District	\$5,103,252	9/14/2023
Corinth Free Library	Corinth Central School District	Assoc. Town	School District	\$69,416	5/16/2023
Crandall Public Library					
Crandall Public Library	Glens Falls, City of	Special District	City	\$5,443,381	11/7/2023
Crandall Public Library	Queensbury, Town of	Special District	Town	\$5,443,381	11/7/2023
Crandall Public Library	Moreau, Town of	Special District	Town	\$5,443,381	11/7/2023
Galway Public Library	Galway Central School District	School District	School District	\$243,530	6/7/2023
Raquette Lake Free Library	Raquette Lake Union Free School District	Assoc. School District	School District	\$11,500	5/16/2023
Richards Library	Warrensburg Central School District	Assoc. Other	School District	\$246,624	5/16/2023
Saratoga Springs Public Library	Saratoga Springs City School District	School District	School District	\$5,283,757	4/20/2023
Stillwater Public Library	Stillwater Central School District	School District	School District	\$348,757	5/16/2023
Waterford Public Library	Waterford Halfmoon-Union Free School District	School District	School District	\$330,725	6/7/2023
Whitehall Free Library	Whitehall Central School District	Assoc. School District	School District	\$25,000	5/16/2023



Clifton Park-Halfmoon Public Library



Corinth Free Library



CVW Long Lake Public Library



Bancroft Public Library



Bolton Free Library



Caldwell-Lake George Library

Statistical Benchmarks & Book Prices

Averages	New York State ¹	SALS Members ²	Your Library
Circulation per capita	5.99	6.91	(p. 24)
Print material holdings per capita	6.17	3.31	(p. 23)
Per capita support (income) local public funding	\$71.03	\$57.93	(p. 19)
Per capita operating expenses	\$73.55	\$65.76	(p. 21)
Per capita expenses for library materials	\$6.35	\$5.19	(p. 21)
Budget distribution	69.40% for paid staff; 7.39% for library materials	63.12% for paid staff; 7.73% for library materials	(p. 21)

¹Bibiostat Connect, 2021 Annual Report data

²Bibiostat Connect, 2021 Annual Report data

*SALS-specific data



Whitehall Free Library

Average Book Prices 2023 School Library Journal, February 2024

Adult Fiction	
Hard Cover.....	\$28.94
Trade Paperback.....	\$19.40
Adult Nonfiction	
Hardcover.....	\$30.91
Trade Paperback.....	\$22.58
Mass Market Paperback.....	\$8.70
Children's Hardcover.....	\$19.37
*E-Books.....	\$33.04
*E-Audiobooks.....	\$61.71

Central Library Report

Crandall Public Library: 2023 Central Library Report

On behalf of the Crandall Public Library Board of Trustees and the Crandall Public Library, it is our responsibility and pleasure to work with member libraries to continue to provide for the needs of our communities. Furthermore, I would like to recognize the helpful and energizing practices of Sara Dallas, Director of SALS, and her staff, which allow the Central Library to thrive. Likewise, the SALS Board of Trustees and the JA Professionals are to be venerated for their dedication, guidance, and leadership. The 34 member libraries that use the services of the Central Library are also to be acknowledged for their endless service to patrons in Warren, Washington, Saratoga, and Hamilton counties.

In order to implement the guiding tenets of being a Central Library, we received \$181,185 directly from New York State through Central Library Services Aid monies. The support allowed the Library to provide eligible materials and resources in a variety of formats to SALS member libraries. In addition, agreements with Upper Hudson, Mohawk Valley and Mid-Hudson Library Systems have allowed increased access to the electronic resource, OverDrive. Since its inception, 2,402,005 titles have circulated through SALON—Southern Adirondack Library On-Demand. State aid pays for the platform and supplemental titles. Additionally, state aid pays for the in-library use of Ancestry Library Edition and remotely available Heritage Quest, both genealogy databases.

For a more robust picture of Crandall Public Library and all of its accomplishments, use this QR code to enjoy our 2023 Annual Report.



Kathleen U. Naftaly, Director

2023 Library Trustee of the Year

Julia Osterhout Stone – Ballston Community Public Library. Julia stepped into the role of President of the Board of Trustees at a crucial time in our Charter Update process, and assured that the process made it through every step on time.

Ms. Stone served on the Board from August 2019 through November of 2023, and was the President of the Board of Trustees from July 2022 until the end of her tenure. Julia had massive shoes to fill from the trustees before her, and all of the work that was started before her continued while she was on the Board. She did not stop her incredible work until the day her term ended. Without her unbelievable dedication, the Ballston Community Public Library and the Board of Trustees would not be in the sustainable position they are in today. Julia deserves all the praise and more!

2023 Library Programs of the Year

Ballston Community Public Library – Their “Teen Book Box” program was an effort to reach teens where they are. Their Head of Youth Services, Alyssa Harvey, transformed an idea she had heard at a conference into something that would work for their library patrons. In the vein of subscription boxes, Ms. Harvey put together themed book boxes every other month in 2023. Each box contained books and theme related items for teens to keep. Themes ranged from True Crime on a Dime, to the Show Must Go On, to Frozen Fables. The boxes had a tagline of “the book club where we never meet!”

Reviews for the Book Boxes were fantastic and many parents requested that the library do something similar for other age groups. There was a total of 60 boxes handed out last year, with registration filling up fast every time it was offered. It was the most successful teen book club the Ballston Community Public Library offered in recent years.

Saratoga Springs Public Library – Their “Neurodiversity Club”, was a partnership with the SUNY Empire Center for Autism Advocacy. Created for autistic and neurodivergent kids and teens in grades K-12, along with their friends and families, the goal of the club was to be student-directed, so that those who attended could spend their time in a way that was fun and meaningful for them. This was a collaborative program intended for community members to connect in a welcoming environment. Students had the opportunity to choose from various self-directed activity stations including: crafts, games, Legos, dancing, music, and more. CAARES, or The Center for Autism Advocacy: Research, Education, and Supports, helped to market the club to families, and the library marketed it to local schools and families.

More than 70 people have attended the Neurodiversity Club as of April 2024. The success of the program encouraged growth, and the collaboration is expanding its offering to include a Teen Neurodiversity Club and a series for parents and teens called: Neurodivergent in College – Navigating the Transition from High School”.

Honorable Mention: Clifton Park-Halfmoon, Mechanicville District, Round Lake/Malta, Stillwater, and the Waterford Public Libraries for collaborating their efforts to promote Summer Reading. The program was named “The Magnificent Six Challenge”, and it encouraged patrons to visit each library to collect a stamp. 62 patrons completed the challenge, and a random winner was drawn to receive \$250 in gift cards from each community.

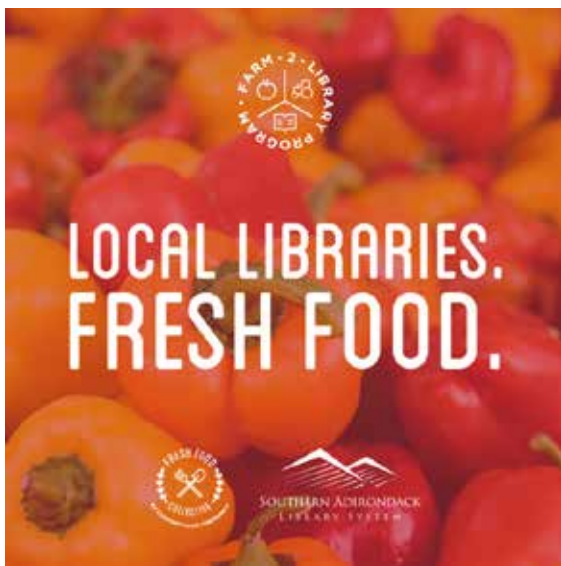
Prior Year Winners

- 2022 **Crandall Public Library:** An Evening with George Takei
Mechanicville District Public Library: Concerts in Tallmadge Park
- 2019 through 2021: Paused for COVID
- 2018 **Crandall Public Library:** Southern Adirondack Network Guide (SANG)
Cambridge Public Library/Greenwich Free Library/Schuylerville Public Library: Better Readers Program
- 2017 **Mechanicville District Public Library:** Farmer’s Market/ Community Garden Program
- 2016 **Schuylerville Public Library:** Counting Down to Kindergarten
- 2015 **Clifton Park-Halfmoon Public Library:** Tuesday Bridges
Crandall Public Library: Crandall Cares/It’s Cold Out There
- 2014 **Argyle Free Library:** Underground Railroad Program
Cambridge Public Library: Geek Squad Program
- 2013 **Stony Creek Free Library:** Joe McChesney Showcase
Clifton Park-Halfmoon Public Library: The Holocaust Revisited: A Retrospective Review
- 2012 **Saratoga Springs Public Library:** Sensory Story Time and The Sunday Club
Town of Ballston Community Library: Home Delivery Book Program
- 2011 **Clifton Park-Halfmoon Public Library:** Senior Expo
Stony Creek Free Library: The Dirty Dozen Garden Club

SALS Outreach

Continuing Education/Consulting/Outreach

Attendance: 88 Sessions 1,970 Participants



Farm-2-Library
Friends Council
New Director Training
Tech After Lunch
Annual Report & Variance Assistance
Strategic Planning
Path to Belonging
OATS (Older Adults Technology Services)
Youth Services and Summer Reading Workshops

Adult Program Swap
League of New Directors
Polaris Training
WordPress Training
Library Management
COSAC
Outreach Coordinators
I Work in a Library But...
GOATTS (Greatest of All Time Teen Services Meetup)



Cambridge Public Library



Mechanicville District Public Library



Stony Creek Free Library

Summer Reading 2023

6,937 registered readers
Over 2.6 million minutes read
Over 20 thousand people attended programs

"A little girl and her family would come in all summer to get books to read to her. She was incredibly shy at first and would not look, speak or even walk around the library. She now runs over to our picture book section, picks out a book and brings it up to me with a big smile on her face. The best thing was definitely seeing a child become comfortable and actually enjoy spending time in our library."



SALS Challenge Grants

SALS awards \$50,001 in Construction Challenge Grants 2023.

Challenge Grants enable member libraries to:
embrace change, innovate, and develop new services

2023 Recipients:

Ballston Spa Public Library: Hire architect to design HVAC .

Bolton Free Library: Air duct Cleaning and relocation.

Clifton Park-Halfmoon Public Library: Sensory Space addition.

Easton Library: Hire an architect for expansion planning and grant writing assistance.

Town of Indian Lake Public Library: Install an ADA compliant door.

Mechanicville District Public Library: Replace boiler.

Bancroft Public Library: Upgrade to LED lighting.

Stillwater Public Library: New teen space.

Stony Creek Free Library: New flooring.

Richards Library: Hire architect for Long Range Plan.

Waterford Public Library: Project Management fees for new roof.

Whitehall Free Library: New library office space.



Waterford Public Library



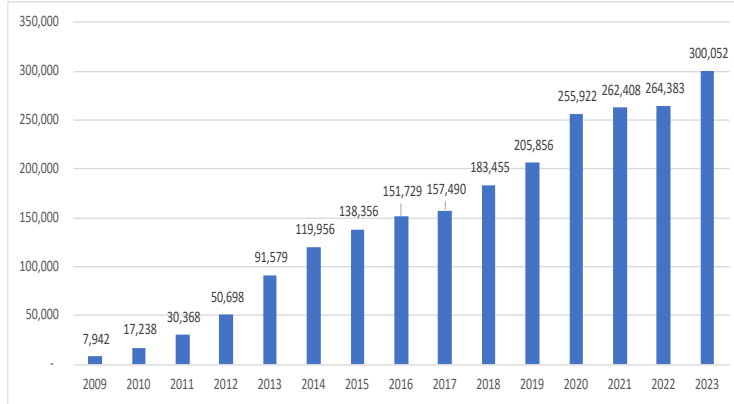
Easton Library



Schuylerville Public Library

SALS Services - Technology

Overdrive Checkouts



Website Traffic

Hamilton County		Warren County		
IND	29,889	BOL	40,517	
ILT	16,848	BRL	1,205	
LKP	12,761	CHT	10,411	
LGL	25,345	GLE	266,749	
RAQ	21,350	JBG	20,337	
Total Hamilton County		106,193	LKG	37,266
			LUZ	42,658
			STO	13,766
			WAR	55,282
			Total Warren County	488,191
			Washington County	
			ARG	42,543
			CAM	31,637
			EAS	27,320
			FTE	23,606
			GRA	72,563
			GRN	71,389
			HUD	96,706
			SLM	41,928
			WHI	31,246
Total Saratoga County		1,379,790	Total Washington County	438,938

Wireless Sessions

Hamilton County		
Indian Lake Public Library, Town of		7,331
Inlet Public Library, Town of		4,739
Lake Pleasant Public Library, Town of		4,091
Cornelius V. Whitney Long Lake Public Library		1,896
Raquette Lake Free Library		2,245
Total Hamilton County		20,302
Saratoga County		
Ballston Spa Public Library		1,940
Burnt Hills/Ballston Community Public Library		8,199
Clifton Park-Halfmoon Public Library		55,884
Corinth Free Library		1,291
Galway Public Library		1,849
Mechanicville District Public Library		5,145
Round Lake/WRLIS Library/Malta Branch		3,093
Saratoga Springs Public Library		20,405
Schuylerville Public Library		5,937
Stillwater Public Library		2,176
Waterford Public Library		1,201
Total Saratoga County		107,120
Warren County		
Bolton Free Library		1,707
Brant Lake/Horicon Free Public Library		2,686
Chester Public Library, Town of		4,272
Glens Falls/Crandall Public Library		22,289
Johnsburg Library, Town of		1,729
Caldwell-Lake George Library		2,164
Hadley-Luzerne Public Library		1,300
Stony Creek Free Library		273
Warrensburg/Richards Library		2,967
Total Warren County		39,387
Washington County		
Argyle Free Library		2,463
Cambridge Public Library		7,244
Easton Library		635
Fort Edward Free Library		431
Granville/Pember Library & Museum		1,643
Greenwich Free Library		5,680
Hudson Falls Free Library		784
Salem/Bancroft Public Library		4,521
Whitehall Free Library		2,823
Total Washington County		26,224
		193,033



Saratoga Springs Public Library



Round Lake Library



Town of Chester Public Library



Galway Public Library

SALS 2023 Treasurer's Report

General Fund

Balance, December 31, 202

Receipts:		\$2,214,293
State Aid	\$1,715,437	
Federal Aid	17,000	
Income from Investments	54,089	
County Aid for Member Libraries	101,500	
Misc-Fines	663	
Misc-Donations	1,209	
Misc-Reimb Prior Year Expenses	56	
Misc-Grants, Dividends, Copies, Space rental, etc.	65,943	
Reimbursement of Joint Automation Fees - Member Libraries	470,587	
	<hr/>	\$2,426,484
		\$4,640,777

Disbursements:

Salaries for Personnel	\$556,268	
Employee and Retiree Benefits	366,681	
Equipment Purchased	78,586	
Delivery Service	264,701	
Travel - Staff and Board	21,301	
Grants to Member Libraries & Others - LLSA, Technology and Construction Challenge Grants, Automation, Technology Grant, Marc Records & Other	423,649	
Central Library Development Aid - Crandall Public Library	181,185	
Grants to Correctional Facilities and County Jails	13,338	
Operation and Maintenance of Building	58,945	
Joint Automation Fees - Member Libraries	480,558	
County Aid for Member Libraries	101,500	
Books, E-content & Other Library Materials	66,430	
Adjustment for A445 Inventory (asset) clear out	(43,431)	
Other Operating Expenses	39,914	\$2,609,624
	<hr/>	\$2,031,153

Reconciliation of Ending Balance:

N.O.W. Checking Accounts	\$74,119
Money Market Savings	445,652
Certificates of Deposit	1,511,282
Petty Cash	100
Total Cash and Investments	<hr/> \$2,031,153

Trust and Agency Fund

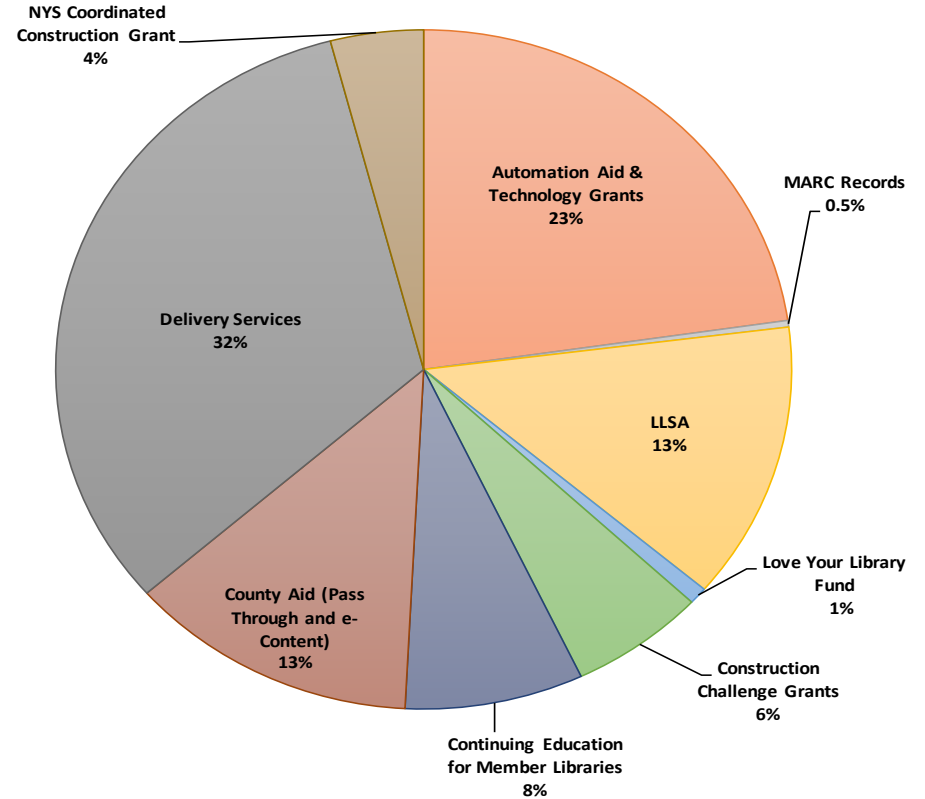
Balance, December 31, 2022

Receipts: Transfers from General Fund	1,357,594
	<hr/> 1,365,714
Less: Disbursements	1,357,605
	<hr/> \$8,375

Balance, December 31, 2023 (statement)

Uncleared transactions	(266)
OB balance December 31, 2003	<hr/> 8,109

Distribution of \$824,169 in subsidies to member libraries and Delivery service



Rockwell Falls Public Library



Town of Indian Lake Public Library



Richards Library

Designated Funds Distribution

\$1,630,981 distributed to member libraries in 2023

SALS Designated Funds

Central Library Services Aid (CLSA)

State Aid for the implementation of the program and priorities of the central library as described in the library system's approved Five-Year Plan of Service.

Total Amount: \$181,185

Local Library Support Aid (LLSA)

\$0.31 per capita or \$1,500, whichever is greater.

Source: New York State categorical aid **Total Amount: \$110,938**

County Aid

County Aid is a SALS pass-through disbursement. It was calculated for 2023 grants as follows:

Hamilton: Minimum \$1,150, balance based on circulation. **Total \$11,500**

Saratoga: Purchased OverDrive – downloadable e-content for Saratoga County member libraries. **Total \$35,000**

Warren: \$26,400 to Crandall, minimum \$2,200, balance based on circulation. **Total \$55,000**

Source: Each county **Total Amount: \$101,500**

County Youth Grants

Awards to enhance library services for youth through programming.

Source: Saratoga County Youth Bureau **Total Amount: \$1,500**

State Aid for Library Construction

Ballston Spa Public Library	\$502,474
Bancroft Public Library	\$10,450
Cambridge Public Library	\$231,474
Clifton Park-Halfmoon Public Library	\$200,306
Lake Pleasant Public Library	\$4,315
Schuylerville Public Library	\$163,800
Stillwater Public Library	\$14,726

The ranking process and recommendation for funding amounts are determined by law, Education Commissioner's Regulation, and criteria developed by SALS' Board of Trustees as approved by the NYS Education Department.

Source: New York State categorical aid **Total Amount: \$1,127,545**

Love Your Library Fund

Funds to support Summer Reading Program

Argyle Free Library	Town of Indian Lake Public Library
Ballston Spa Public Library	CVW Long Lake Public Library
Ballston Community Public Library	Caldwell Lake George Public Library
Town of Chester Public Library	Town of Lake Pleasant Public Library
Corinth Free Library	WRLIS Library
Clifton Park/Halfmoon Public Library	Saratoga Springs Public Library
Easton Library	Salem-Bancroft Public Library \$284
Galway Public Library	Stillwater Public Library
Crandall Public Library	Schuylerville Public Library
Greenwich Free Library	Waterford Public Library
Hudson Falls Free Library	Whitehall Free Library
Town of Inlet Public Library	

Source: New York State categorical aid **Total Amount :\$6,813**

Local Public Funds

Library	Type/Area Chartered to Serve	2020 Census Population Chartered to Serve	Local Funding from Chartered Service Area				Other Local Funding				Local Public Funds	
			Town, City or Special	Village	School	Chartered Local Per Capita	Town or City	Village	School	County Aid	Total	Per capita
Hamilton County												
Indian Lake Public Library, Town of	Public Town	1,363	230,583			169.17				3,528	234,111	171.76
Inlet Public Library, Town of	Public Town	355	40,635			114.46			1,000	1,150	42,785	120.52
Lake Pleasant Public Library, Town of	Public Town	897	98,302			109.59				1,776	100,078	111.57
CWV Long Lake Public Library	PSD	659			3,144	4.77					3,144	4.77
Raquette Lake Free Library	Assoc. SD	132			11,500	87.12	20,000			1,150	32,650	247.35
Total Hamilton County		3,406	\$369,520	\$-	\$14,644	\$112.79	\$20,000	\$-	\$1,000	\$7,604	\$412,768	\$121.19
Saratoga County												
Ballston Spa Public Library	Public Village	5,111		101,795		19.92	41,000			62,102	204,897	40.09
Ballston Community Public Library	PSLD	10,780	646,053			59.93	47,380				693,433	64.33
Clifton Park-Halfmoon Public Library	PSLD	61,063	4,921,023			80.59					4,921,023	80.59
Corinth Free Library	Assoc. Town	6,500	15,000			2.31		19,500	67,341		101,841	15.67
Galway Public Library	PSD	6,912			216,135	31.27					216,135	31.27
Mechanicville District Public Library	PSD	10,321			367,293	35.59					367,293	35.59
Round Lake/WRLIS Library/Malta Branch	Assoc. Town	17,130	339,000			19.79					339,000	19.79
Saratoga Springs Public Library	PSD	52,091			5,211,640	100.05					5,211,640	100.05
Schuylerville Public Library	PSD	10,032			365,000	36.38					365,000	36.38
Stillwater Public Library	PSD	7,737			322,034	41.62					322,034	41.62
Waterford Public Library	PSD	5,756	2000		325,000	56.81					327,000	56.81
Total Saratoga County		193,433	\$5,923,076	\$101,795	\$6,807,102	\$66.34	\$88,380	\$19,500	\$129,443	\$-	\$13,069,296	\$67.56
Warren County												
Bolton Free Library	Assoc. Town	2,012	75,000			37.28				2,560	77,560	38.55
Brant Lake/Horicon Free Public Library	Public Town	1,471	3,000			2.04				1,758	4,758	3.23
Chester Public Library, Town Of	Public Town	3,086	71,152			23.06				4,641	75,793	24.56
Glens Falls/Crandall Public Library	PSLD	60,201	3,696,524			61.40				26,400	3,722,924	61.84
Johnsburg Library, Town Of	Public Town	2,143	74,700			34.86				4,955	79,655	37.17
Caldwell-Lake George Library	Assoc. Town	3,502	118,883			33.95				3,557	122,440	34.96
Rockwell Falls Public Library	PSD	6,143			190,000	30.93				4,077	194,077	31.59
Stony Creek Free Library	Assoc. Town	758	25,500			33.64		19,500	2,200	47,200	62,200	62.27
Warrensburg/Richards Library	Assoc. Other	5,054			214,030	42.35				5,393	219,423	43.42
Total Warren County		84,370	\$4,064,759	\$-	\$404,030	\$52.97	\$-	\$-	\$19,500	\$55,541	\$4,543,830	\$53.86
Washington County												
Argyle Free Library	Assoc. Town	3,644	12,000			3.29		500	67,509		80,009	21.96
Cambridge Public Library	Public Village	1,870		25,041		13.39	3,700			65,000	93,741	50.13
Easton Library	Assoc. Town	2,279	29,000			12.72				45,190	74,190	32.55
Fort Edward Free Library	Assoc. Village	3,108		5,000		1.61	7,500			3,000	15,500	4.99
Granville/Pember Library & Museum	Public Village	2,404		19,255		8.01	10,000				29,255	12.17
Greenwich Free Library	Assoc. Town	4,868	30,000			6.16		14,000	106,044		150,044	30.82
Hudson Falls Free Library	Assoc. SD	15,658			40,000	2.55	41,200	28,000			109,200	6.97
Salem/Bancroft Public Library	Public Town	2,612	32,640			12.50				42,322	74,962	28.70
Whitehall Free Library	Assoc. SD	4,791			15,000	3.13	10,000				25,000	5.22
Total Washington County		41,234	\$103,640	\$49,296	\$55,000	\$5.04	\$72,400	\$42,500	\$329,065	\$-	\$651,901	\$15.81
Grand Total		322,443	\$10,460,995	\$151,091	\$7,280,776	\$55.49	\$180,780	\$62,000	\$479,008	\$63,145	\$18,677,795	\$57.93

Operating Fund Receipts

Library	Total Local Public Funds	System Cash Grants to Member Library Designated State & Other Aid		Other State & Federal Aid	Other					Operating Fund Receipts			
		Local Library Services Aid	CLDA, Other State & Other		Gifts & Endow -ments	Fund Raising	Investment Income	Library Charges/ Fines	Other Misc.	Total	Per capita	2020 Census Popula- tion Chartered to Serve	
Hamilton County													
Indian Lake Public Library, Town of	\$234,111	\$1,437	\$3,560	\$4,997	\$1,300	\$0	\$9,533	\$1,527	\$0	\$251,468	\$184	1,363	
Inlet Public Library, Town of	\$42,785	\$1,437	\$284	\$1,721	\$23,175	\$389	\$244	\$358	\$6,103	\$74,775	211	355	
Lake Pleasant Public Library, Town of	\$100,078	\$1,437	\$284	\$1,721	\$5,478	\$3,529	\$14	\$1,312	\$5,958	\$118,090	132	897	
Cornelius V. Whitney Long Lake Public Library	\$3,144	\$1,434	\$284	\$1,718	\$16,892	\$0	\$0	\$601	\$156,899	\$179,254	272	659	
Raquette Lake Free Library	\$32,650	\$1,437	\$0	\$1,437	\$5,352	\$28,431	\$321	\$635	\$239	\$69,065	523	132	
Total Hamilton County	\$412,768	\$7,182	\$4,412	\$11,594	\$52,197	\$32,349	\$10,112	\$4,433	\$169,199	\$692,652	\$203	3,406	
Saratoga County													
Ballston Spa Public Library	\$204,897	\$1,542	\$4,246	\$5,788	\$100	\$0	\$32	\$1,840	\$0	\$212,657	\$42	5,111	
Burnt Hills/Ballston Community Public Library	\$693,433	\$3,201	\$38,442	\$41,643	\$14,723	\$0	\$0	\$4,305	\$3,953	\$758,057	70	10,780	
Clifton Park-Halfmoon Public Library	\$4,921,023	\$18,132	\$7,247	\$29,046	\$46,566	\$0	\$27,947	\$44,513	\$0	\$5,069,095	83	61,063	
Corinth Free Library	\$101,841	\$1,930	\$424	\$2,354	\$3,123	\$0	\$687	\$1,188	\$439	\$109,632	17	6,500	
Galway Public Library	\$216,135	\$2,048	\$146	\$2,194	\$11,382	\$0	\$84	\$3,742	\$0	\$233,537	34	6,912	
Mechanicville District Public Library	\$367,293	\$3,058	\$11,203	\$14,261	\$4,585	\$0	\$0	\$2,267	\$8,619	\$397,025	38	10,321	
Round Lake/WRLIS Library/Malta Branch	\$339,000	\$5,087	\$0	\$5,087	\$0	\$0	\$107	\$3,584	\$31,860	\$379,638	22	17,130	
Saratoga Springs Public Library	\$5,211,640	\$15,434	\$145	\$24,379	\$15,668	\$0	\$21,640	\$19,100	\$100,881	\$5,393,308	104	52,091	
Schuylerville Public Library	\$365,000	\$2,972	\$2,442	\$113,279	\$848	\$0	\$0	\$2,987	\$107	\$482,221	48	10,032	
Stillwater Public Library	\$322,034	\$2,292	\$1,146	\$3,438	\$4,911	\$161,327	\$1,503	\$1,136	\$0	\$494,349	64	7,737	
Waterford Public Library	\$327,000	\$2,021	\$4,247	\$6,268	\$2,665	\$0	\$4,891	\$2,368	\$366	\$343,558	60	5,756	
Total Saratoga County	\$13,069,296	\$57,717	\$69,688	\$247,737	\$104,571	\$161,327	\$56,891	\$87,030	\$146,225	\$13,873,077	\$72	193,433	
Warren County													
Bolton Free Library	\$77,560	\$1,437	\$4,820	\$16,775	\$20,368	\$18,986	\$1,664	\$433	\$7,455	\$143,241	\$71	2,012	
Brant Lake/Horicon Free Public Library	\$4,758	\$1,437	\$0	\$1,437	\$1,268	\$0	\$0	\$151	\$1,758	\$9,372	6	1,471	
Chester Public Library, Town of	\$75,793	\$1,437	\$284	\$1,721	\$11,073	\$0	\$534	\$714	\$0	\$89,835	29	3,086	
Glens Falls/Crandall Public Library	\$3,722,924	\$17,877	\$184,469	\$247,346	\$106,304	\$24,439	\$388,502	\$14,980	\$14,453	\$4,518,948	75	60,201	
Johnsburg Library, Town of	\$79,655	\$1,437	\$3,300	\$4,737	\$1,930	\$0	\$12,394	\$404	\$0	\$99,120	46	2,143	
Caldwell-Lake George Library	\$122,440	\$1,437	\$3,561	\$4,998	\$6,808	\$0	\$1,110	\$662	\$5,722	\$141,740	40	3,502	
Rockwell Falls Public Library	\$194,077	\$1,820	\$0	\$22,985	\$632	\$0	\$87	\$2,155	\$1,508	\$221,444	36	6,143	
Stony Creek Free Library	\$47,200	\$1,437	\$5,000	\$6,437	\$4,145	\$3,799	\$0	\$88	\$0	\$61,669	81	758	
Warrensburg/Richards Library	\$219,423	\$1,501	\$6,792	\$23,233	\$5,390	\$100	\$21	\$2,607	\$742	\$251,516	50	5,054	
Total Warren County	\$4,543,830	\$29,820	\$208,226	\$329,669	\$157,918	\$47,324	\$404,312	\$22,194	\$31,638	\$5,536,885	\$66	84,370	
Washington County													
Argyle Free Library	\$80,009	\$1,437	\$3,560	\$28,622	\$210	\$14,891	\$287	\$268	\$54	\$124,341	\$34	3,644	
Cambridge Public Library	\$93,741	\$1,434	\$0	\$1,434	\$0	\$0	\$20	\$837	\$0	\$96,032	51	1,870	
Easton Library	\$74,190	\$1,437	\$4,076	\$5,513	\$8,307	\$0	\$2,284	\$342	\$3,653	\$94,289	41	2,279	
Fort Edward Free Library	\$15,500	\$1,437	\$0	\$1,437	\$40,172	\$384	\$17,000	\$392	\$5,340	\$80,225	26	3,108	
Granville/Pember Library & Museum	\$29,255	\$1,437	\$0	\$1,437	\$74,359	\$7,247	\$7,957	\$3,749	\$44,921	\$168,925	70	2,404	
Greenwich Free Library	\$150,044	\$1,446	\$4,750	\$6,196	\$24,452	\$37,871	\$48	\$2,989	\$1,987	\$223,587	46	4,868	
Hudson Falls Free Library	\$109,200	\$4,650	\$284	\$4,934	\$6,626	\$8,448	\$2,525	\$363	\$5,447	\$137,543	9	15,658	
Salem/Bancroft Public Library	\$74,962	\$1,437	\$2,713	\$20,729	\$8,814	\$0	\$4,346	\$1,919	\$1,437	\$112,207	43	2,612	
Whitehall Free Library	\$25,000	\$1,437	\$5,000	\$6,437	\$8,400	\$3,098	\$20,000	\$15	\$0	\$62,950	13	4,791	
Total Washington County	\$651,901	\$16,152	\$20,383	\$76,739	\$171,340	\$71,939	\$54,467	\$10,874	\$62,839	\$1,100,099	\$27	41,234	
Grand Total	\$18,677,795	\$110,871	\$302,709	\$665,739	\$486,026	\$312,939	\$525,782	\$124,531	\$409,901	\$21,202,713	\$66	322,443	

Operating Fund Expenditures

Library	Salaries & Benefits		Library Materials			Capital Expense	Building & Maint.	Misc. & Other	Contracts with Libraries/ Systems	Debt Service		Total	
	\$	%	\$	%	\$ per capita							\$	\$
Hamilton County													
Indian Lake Public Library, Town Of	\$177,919	77%	\$18,930	8%	\$14	\$-	\$11,672	\$15,250	\$6,848	-	15%	\$230,619	\$169
Inlet Public Library, Town Of	22,581	30%	\$5,604	7%	16	18,192	23,942	4,225	1,928	-	63%	76,472	215
Lake Pleasant Public Library, Town of	103,060	80%	\$7,194	6%	8	-	4,150	9,168	5,284	-	14%	128,856	144
Cornelius V. Whitney Long Lake Public Library	95,681	52%	\$12,970	7%	20	16,114	15,528	39,154	3,061	-	40%	182,508	277
Raquette Lake Free Library	32,103	49%	\$12,046	18%	91	-	13,233	5,939	2,732	-	33%	66,053	500
Total Hamilton County	\$431,344	63%	\$56,744	8%	\$17	\$34,306	\$68,525	\$73,736	\$19,853	\$-	29%	\$684,508	\$201
Saratoga County													
Ballston Spa Public Library	\$129,038	58%	\$14,324	6%	\$3	-	\$18,417	\$47,689	\$11,973	-	35%	\$221,441	\$43
Burnt Hills/Ballston Community Public Library	440,248	55%	\$92,179	11%	9	76,642	102,643	67,876	22,646	-	34%	802,234	74
Clifton Park-Halfmoon Public Library	2,839,424	56%	\$341,057	7%	6	-	462,857	621,305	110,893	740,382	38%	5,115,918	84
Corinth Free Library	87,029	61%	\$9,697	7%	1	20,083	13,080	6,440	5,333	-	32%	141,662	22
Galway Public Library	132,652	56%	\$16,445	7%	2	-	48,697	29,941	7,652	-	37%	235,387	34
Mechanicville District Public Library	235,023	55%	\$49,950	12%	5	11,785	50,103	69,163	10,340	-	33%	426,364	41
Round Lake/WRLIS Library/Malta Branch	297,788	77%	\$33,130	9%	2	-	9,021	34,140	14,617	-	15%	388,696	23
Saratoga Springs Public Library	4,086,805	77%	\$360,908	7%	7	253,882	262,690	258,124	106,166	-	17%	5,328,575	102
Schuylerville Public Library	241,132	47%	\$28,702	6%	3	72,657	21,290	53,321	99,328	-	48%	516,430	51
Stillwater Public Library	216,989	63%	\$30,747	9%	4	-	24,411	66,721	5,978	-	28%	344,846	45
Waterford Public Library	226,100	74%	\$20,794	7%	4	246	27,527	27,147	5,453	-	20%	307,267	53
Total Saratoga County	\$8,932,228	65%	\$997,933	7%	\$5	\$435,295	\$1,040,736	\$1,281,867	\$400,379	\$740,382	28%	\$13,828,820	\$71
Warren County													
Bolton Free Library	\$66,856	40%	\$9,498	6%	\$5	\$56,133	\$12,607	\$17,300	\$3,597	-	54%	\$165,991	\$83
Brant Lake/Horicon Free Public Library	-	0%	5,524	49%	4	-	-	5,819	-	-	51%	11,343	8
Chester Public Library, Town Of	62,596	72%	10,770	12%	3	-	-	8,064	5,457	-	16%	86,887	28
Glens Falls/Crandall Public Library	3,081,440	62%	449,420	9%	7	-	271,782	454,893	84,102	653,163	29%	4,994,800	83
Johnsburg Library, Town Of	65,399	73%	7,391	8%	3	-	-	11,166	5,959	-	19%	89,915	42
Caldwell-Lake George Library	83,290	61%	12,985	9%	4	-	15,679	21,070	3,687	-	30%	136,711	39
Rockwell Falls Public Library	126,589	51%	14,783	6%	2	45,834	17,518	34,956	7,448	-	43%	247,128	40
Stony Creek Free Library	20,947	47%	5,160	12%	7	-	7,986	8,487	1,876	-	41%	44,456	59
Warrensburg/Richards Library	157,360	64%	13,729	6%	3	-	33,553	36,482	4,598	-	30%	245,722	49
Total Warren County	\$3,664,477	61%	\$529,260	9%	\$6	\$101,967	\$359,125	\$598,237	\$116,724	\$653,163	30%	\$6,022,953	\$71
Washington County													
Argyle Free Library	\$61,247	47%	\$6,933	5%	\$2	39,375	\$7,036	\$14,186	\$2,921	-	48%	\$131,698	\$36
Cambridge Public Library	65,949	65%	13,629	13%	7	-	13,045	4,487	4,192	-	21%	101,302	54
Easton Library	40,415	51%	6,866	9%	3	-	10,824	18,278	3,111	-	41%	79,494	35
Fort Edward Free Library	35,688	40%	8,356	9%	3	-	17,081	23,962	3,282	-	50%	88,369	78
Granville/Pember Library & Museum	91,445	50%	9,297	5%	4	-	40,319	43,024	0	-	45%	184,085	27
Greenwich Free Library	145,447	58%	17,146	7%	4	-	29,622	45,949	13,419	-	35%	251,583	52
Hudson Falls Free Library	94,040	70%	11,067	8%	1	-	10,525	13,392	5,375	-	22%	134,399	9
Salem/Bancroft Public Library	52,233	68%	9,827	13%	4	-	-	9,808	5,435	-	20%	77,303	30
Whitehall Free Library	45,586	80%	5,259	9%	1	-	416	3,689	2,119	-	11%	57,069	12
Total Washington County	\$632,050	57%	\$88,380	8%	\$2	\$39,375	\$128,868	\$176,775	\$39,854	\$-	35%	\$1,105,302	\$27
Grand Total	\$13,660,099	63%	\$1,672,317	8%	\$5	\$610,943	\$1,597,254	\$2,130,615	\$576,810	\$1,393,545	23%	\$21,641,583	\$67

Library Operations

Library	Library Visits	Library Visits per capita	Programs Held	Program Attend.	Registered Borrowers	Hours Open/week	SQ.FT.	Year of Last Major Renovation/ Addition	In-Library Uses of Public PC's	#WiFi Access /year	Paid Staff FTE	FTE Hours/ Week
Hamilton County												
Indian Lake Public Library, Town of	7,400	5.43	260	2,878	1296	35	3,750	2002	919	7,331	4.69	26
Inlet Public Library, Town of	6,376	17.96	16	647	830	14	1,500	1998	253	4,739	0.57	40
Lake Pleasant Public Library, Town of	8,807	9.82	110	3,277	1360	30	1,164	2015	403	4,091	3.00	40
CVW Long Lake Public Library	8,405	12.75	20	376	1066	28	3,130	2012	557	1,896	2.48	39
Raquette Lake Free Library	3,211	24.33	11	272	701	21	1,364	2009	107	2,245	1.23	23
Total Hamilton County	34,199	10.04	417	7,450	5,253				2,239	20,302	11.40	
Saratoga County												
Ballston Spa Public Library	40,578	7.94	105	2,170	4105	38	6,660	2008	1,287	1,940	3.44	40
Ballston Community Public Library	48,020	4.45	514	11,921	6288	51	11,000	2022	1,790	8,199	12.54	35
Clifton Park-Halfmoon Public Library	272,307	4.46	1242	39,814	35810	70	55,000	2006	17,948	55,884	42.65	35
Corinth Free Library	11,882	1.83	30	256	1571	35	3,434	1988	703	1,291	2.00	35
Galway Public Library	21,494	3.11	293	4,362	2047	36	5,929	N/A	528	1,849	3.06	35
Mechanicville District Public Library	62,600	6.07	355	5,078	4355	43	8,136	2013	66,765	5,145	5.50	35
Round Lake/WRLIS Library/Malta Branch	64,259	3.75	360	4,533	4474	55/55	2,000/5,300	2018/2009	3,376	3,093	7.47	40
Saratoga Springs Public Library	204,903	3.93	2753	23,506	37436	70	58,000	1995	18,712	20,405	39.00	35
Schuylerville Public Library	37,892	3.78	650	7,117	2594	54	3,120	2023	2,348	5,937	4.98	40
Stillwater Public Library	26,806	3.46	346	3,750	1751	50	2,650	2010	705	2,176	4.40	35
Waterford Public Library	29,893	5.19	139	1445	2113	38	3,000	2017	2,050	1201	3.50	35
Total Saratoga County	820,634	4.24	6,787	103,952	102,544				116,212	107,120	128.54	
Warren County												
Bolton Free Library	18,580	9.23	234	2,471	1502	40	3,600	2001	1,248	1,707	3.00	40
Horicon Free Public Library	2,493	1.69	38	470	468	20	1,800	N/A	98	2,686	2.00	35
Chester Public Library, Town of	8,298	2.69	118	1633	1502	36	3,500	2001	305	4,272	1.80	40
Glens Falls/Crandall Public Library	242,926	4.04	1305	28,609	28537	60	52,500	2008	16,065	22,289	51.00	35
Johnsburg Library, Town of	5,651	2.64	145	1097	1279	24	4,000	1999	346	1,729	1.68	32
Caldwell-Lake George Library	9,829	2.81	179	2,624	930	39	2,105	1971	460	2,164	2.07	40
Rockwell Falls Public Library	4,200	0.68	75	531	1514	40	4,000	1996	600	1,300	2.65	40
Stony Creek Free Library	1248	1.65	149	533	266	20	1,680	1994	40	273	0.54	20
Warrensburg/Richards Library	9,652	1.91	109	525	1499	47	8,530	2013	1,299	2,967	3.54	37
Total Warren County	302,877	3.59	2,352	38,493	37,497				20,461	39,387	67.74	
Washington County												
Argyle Free Library	4,848	1.33	302	2,926	919	28	2,185	2011	214	2,463	1.83	30
Cambridge Public Library	49,256	26.34	202	2,007	2000	30	4,032	1986	546	7,244	2.78	30
Easton Library	3,558	1.56	386	1,898	387	25	3,100	2018	144	635	1.50	25
Fort Edward Free Library	3,501	1.13	30	575	441	30	3,600	1996	330	431	1.32	30
Granville/Pember Library & Museum	16,788	6.98	162	1370	1986	28	3,000	2019	820	1,643	5.00	35
Greenwich Free Library	36,225	7.44	403	7,740	2975	44	5,540	2021	2,050	5,680	4.19	38
Hudson Falls Free Library	10,071	0.64	323	2,445	3754	40	3,850	2006	435	784	2.70	35
Salem/Bancroft Public Library	15,744	6.03	314	4,410	1328	35	1,776	2022	2,987	4,521	1.13	40
Whitehall Free Library	2,990	0.62	99	1115	750	25	3,488	2020	228	2,823	1.96	25
Total Washington County	142,981	3.47	2,221	24,486	14,540				7,754	26,224	22.41	
Grand Total	1,300,691	4.03	11,777	174,381	159,834				146,666	193,033	230.09	

Cataloged Holdings

Library	Adult & YA Print Materials	% of total holdings	Juvenile Print Materials	% of total holdings	Other Print Materials	% of total holdings	Print holdings per capita	Electronic Holdings*	% of total holdings	Non-Print AV	% of total holdings	Total Holdings*	2020 Pop.
Hamilton County													
Indian Lake Public Library	17,499	5%	8,619	3%	46	0%	19.20	311,534	91%	4,760	1%	342,458	1,363
Inlet Public Library	3,956	12%	3,661	11%	20	0%	21.51	23,488	72%	1,333	4%	32,458	355
Lake Pleasant Public Library	6,069	17%	3,126	9%	0	0%	10.25	23,488	66%	2,919	8%	35,602	897
CVW Long Lake Public Library	6,987	19%	2,886	8%	2	0%	14.98	23,488	64%	3,552	10%	36,915	659
Raquette Lake Free Library	6,372	17%	4,064	11%	97	0%	79.80	23,488	64%	2,844	8%	36,865	132
Total Hamilton County	40,883	10%	22,356	6%	165	0%	18.62	311,534	80%	15,408	4%	390,346	3,406
Saratoga County													
Ballston Spa Public Library	13,670	27%	8,690	17%	589	1%	4.49	24,470	48%	3,905	8%	51,324	5,111
Ballston Community Public Library	22,109	6%	16,578	5%	59	0%	3.59	313,502	87%	6,192	2%	358,440	10,780
Clifton Park-Halfmoon Public Library	69,139	25%	55,773	20%	310	0%	2.05	125,429	45%	25,617	9%	276,268	61,063
Corinth Free Library	11,177	25%	6,545	14%	1,922	4%	3.02	23,926	53%	1,740	4%	45,310	6,500
Galway Public Library	16,985	5%	11,711	3%	690	0%	4.25	311,522	90%	5,834	2%	346,742	6,912
Mechanicville Public Library	18,425	2%	10,507	1%	298	0%	2.83	715,020	95%	8,731	1%	752,981	10,321
Round Lake/Malta Branch	17,411	5%	17,611	5%	37	0%	2.05	314,422	89%	5,354	2%	354,835	17,130
Saratoga Springs Public Library	92,600	18%	50,352	10%	262	0%	2.75	347,626	67%	26,940	5%	517,780	52,091
Schuylerville Public Library	8,635	3%	6,964	2%	213	0%	1.58	311,557	94%	3,040	1%	330,409	10,032
Stillwater Public Library	7,328	2%	5,867	2%	34	0%	1.71	312,318	95%	4,323	1%	329,870	7,737
Waterford Public Library	7,566	1%	6,130	1%	31	0%	2.38	1,182,178	99%	1,869	0%	1,197,774	5,756
Total Saratoga County	285,045	13%	196,728	9%	4,445	0%	2.51	1,567,983	73%	93,545	4%	2,147,746	193,433
Warren County													
Bolton Free Library	8,519	23%	3,672	10%	1061	3%	6.59	23,488	62%	1,113	3%	37,853	2,012
Horicon Free Public Library	6,958	19%	4,381	12%	207	1%	7.85	23,488	64%	1,432	4%	36,466	1,471
Chester Public Library	11,602	3%	8,747	3%	24	0%	6.60	311,301	93%	4,501	1%	336,175	3,086
Crandall Public Library	113,239	17%	43,141	7%	123,996	19%	4.66	337,308	52%	32,814	5%	650,498	60,201
Johnsburg Library, Town of	15,227	31%	5,438	11%	86	0%	9.68	23,491	48%	4,277	9%	48,519	2,143
Caldwell-Lake George Library	8,074	2%	4,019	1%	6	0%	3.45	311,385	96%	1,698	1%	325,182	3,502
Rockwell Falls Public Library	7,078	20%	3,163	9%	186	1%	1.70	23,488	65%	2,234	6%	36,149	6,143
Stony Creek Free Library	945	3%	2,498	9%	1	0%	4.54	23,488	81%	2,214	8%	29,146	758
Richards Library	8,826	21%	5,107	12%	395	1%	2.83	23,506	57%	3,427	8%	41,261	5,054
Total Warren County	180,468	25%	80,166	11%	125,962	17%	4.58	290,437	40%	53,710	7%	730,743	84,370
Washington County													
Argyle Free Library	4,454	14%	2,955	7%	78	0%	2.05	23,489	72%	1,440	4%	32,416	3,644
Cambridge Public Library	6,329	16%	3,647	9%	4,568	11%	7.78	23,489	58%	2,612	6%	40,645	1,870
Easton Library	7,619	2%	5,899	2%	197	0%	6.02	311,434	95%	3,004	1%	328,153	2,279
Fort Edward Free Library	10,259	25%	5,194	13%	1,547	4%	5.47	23,492	57%	939	2%	41,431	3,108
Pember Library & Museum	10,892	25%	5,217	12%	437	1%	6.88	23,489	54%	3,239	7%	43,274	2,404
Greenwich Free Library	12,408	25%	7,046	14%	150	0%	4.03	24,593	50%	4,684	10%	48,881	4,868
Hudson Falls Free Library	10,726	3%	4,772	1%	1	0%	0.99	311,301	95%	1,394	0%	328,194	15,658
Bancroft Public Library	10,765	26%	5,121	12%	18	0%	6.09	23,488	56%	2,572	6%	41,964	2,612
Whitehall Free Library	3,773	11%	6,871	20%	2	0%	2.22	23,489	67%	1,072	3%	35,207	4,791
Total Washington County	77,225	18%	46,722	11%	6,998	2%	3.18	289,059	66%	20,956	5%	440,960	41,234
Grand Total	583,621	24%	345,972	14%	137,570	6%	3.31	1,143,345	48%	183,619	8%	2,394,127	322,443
*Member libraries share access to 23,488 Electronic Holdings via OverDrive. Double-counted holdings have been removed from county and system totals.													
*Member libraries share access to 239,909 Electronic Holdings via Hoopla. Double-counted holdings have been removed from county and system totals.													

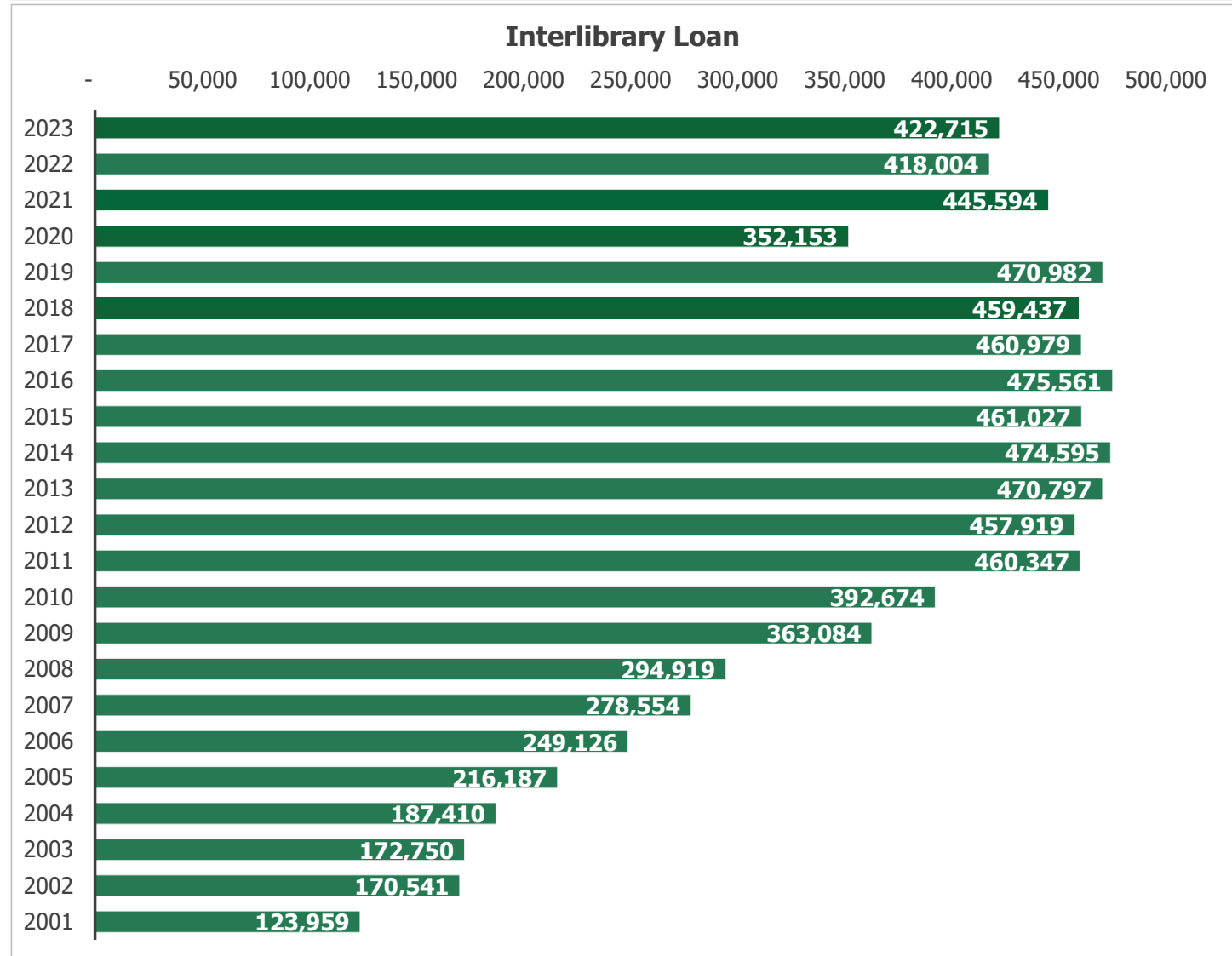
Circulation Data

Library	Type/Area Chartered to Serve	2020 Census Population	Circulation		2022/2023	Circulation per capita		2022/2023	County
			2022	2023	+ or -	2022	2023	+ or - %	
Hamilton County									
Indian Lake Public Library, Town of	Public Town	1,363	16,426	16,271	-155	12.05	11.94	-0.94%	Hamilton
Inlet Public Library, Town of	Public Town	355	4,236	4,512	276	11.93	12.71	6.52%	Hamilton
Lake Pleasant Public Library, Town of	Public Town	897	8,640	9,140	500	9.63	10.19	5.79%	Hamilton
CVW Long Lake Public Library	Public School District	659	12,721	8,486	-4,235	19.30	12.88	-33.29%	Hamilton
Raquette Lake Free Library	Association School District	132	3,394	3,645	251	25.71	27.61	7.40%	Hamilton
Total Hamilton County		3,406	45,417	42,054	(3,363)	13.33	12.35		
Saratoga County									
Ballston Spa Public Library	Public Village	5,111	42,072	46,780	4,708	8.23	9.15	11.19%	Saratoga
Ballston Community Public Library	Public Town	10,780	114,896	121,289	6,393	10.66	11.25	5.56%	Saratoga
Clifton Park-Halfmoon Public Library	Public Special Legislative District	61,063	586,067	599,135	13,068	9.60	9.81	2.23%	Saratoga
Corinth Free Library	Association Town	6,500	12,979	13,458	479	2.00	2.07	3.69%	Saratoga
Galway Public Library	Public School District	6,912	29,522	33,244	3,722	4.27	4.81	12.61%	Saratoga
Mechanicville District Public Library	Public School District	10,321	34,102	34,969	867	3.30	3.39	2.54%	Saratoga
Round Lake/WRLIS Library/Maita Branch	Association Town	17,130	65,315	67,484	2,169	3.81	3.94	3.32%	Saratoga
Saratoga Springs Public Library	Public School District	52,091	515,085	508,964	-6,121	9.89	9.77	-1.19%	Saratoga
Schuylerville Public Library	Public School District	10,032	48,564	51,653	3,089	4.84	5.15	6.36%	Saratoga
Stillwater Public Library	Public School District	7,737	24,004	26,000	1,996	3.10	3.36	8.32%	Saratoga
Waterford Public Library	Public School District	5,756	16,894	14,928	-1,966	2.94	2.59	-11.64%	Saratoga
Total Saratoga County		193,433	1,489,500	1,517,904	23,696	7.70	7.85		
Warren County									
Bolton Free Library	Association Town	2,012	9,484	13,828	4,344	4.71	6.87	45.80%	Warren
Brant Lake/Horicon Free Public Library	Public Town	1,471	5,300	4,726	-574	3.60	3.21	-10.83%	Warren
Chester Public Library, Town of	Public Town	3,086	13,905	14,987	1,082	4.51	4.86	7.78%	Warren
Glens Falls/Crandall Public Library	Public Special Legislative District	60,201	406,881	449,369	42,488	6.76	7.46	10.44%	Warren
Johnsburg Library, Town of	Public Town	2,143	14,830	13,080	-1,750	6.92	6.10	-11.80%	Warren
Caldwell-Lake George Library	Association Town	3,502	10,640	12,073	1,433	3.04	3.45	13.47%	Warren
Rockwell Falls Public Library	Public School District	6,143	11,544	15,084	3,540	1.88	2.46	30.67%	Warren
Stony Creek Free Library	Association Town	758	1,648	1,356	-292	2.17	1.79	-17.72%	Warren
Warrensburg/Richards Library	Association Other	5,054	15,806	16,377	571	3.13	3.24	3.61%	Warren
Total Warren County		84,370	490,038	540,880	50,842	5.81	6.41		
Washington County									
Argyle Free Library	Association Town	3,644	10,540	10,945	405	2.89	3.00	3.84%	Washington
Cambridge Public Library	Public Village	1,870	20,193	17,877	-2,316	10.80	9.56	-11.47%	Washington
Easton Library	Association Town	2,279	5,348	5,776	428	2.35	2.53	8.00%	Washington
Fort Edward Free Library	Association Village	3,108	3,909	3,634	-275	1.26	1.17	-7.04%	Washington
Granville/Pember Library & Museum	Public Village	2,404	13,628	15,981	2,353	5.67	6.65	17.27%	Washington
Greenwich Free Library	Association Town	4,868	31,550	33,642	2,092	6.48	6.91	6.63%	Washington
Hudson Falls Free Library	Association School District	15,658	17,402	17,970	568	1.11	1.15	3.26%	Washington
Salem/Bancroft Public Library	Public Town	2,612	19,826	17,976	-1,850	7.59	6.88	-9.33%	Washington
Whitehall Free Library	Association School District	4,791	4,103	4,172	69	0.86	0.87	1.68%	Washington
Total Washington County		41,234	126,499	127,973	1,474	3.07	3.10		
Grand Total Member Libraries		322,443	2,151,454	2,228,811	72,649	6.67	6.91	3.38%	
SALS Population Chartered to Serve for Unserviced Localities		45,212							

Interlibrary Loan Resource Sharing

Library	Dec. 2022	Dec. 2023	2023				2022	Total Activity		Population
	Deliveries per Week	Deliveries per Week	Borrowed	Loaned	Borrow more than loan	Total Activity	Total Activity	Change + or -	% Change	
Hamilton County										
Indian Lake Public Library, Town of	3	3	903	3,660	(2,757)	4,563	4,442	121	2.7%	1,363
Inlet Public Library, Town of	3	3	409	1,841	(1,432)	2,250	2,298	(48)	-2.1%	355
Lake Pleasant Public Library, Town of	3	3	1,288	2,646	(1,358)	3,934	3,401	533	15.7%	897
CVW Long Lake Public Library	3	3	1,111	2,384	(1,273)	3,495	3,238	257	7.9%	659
Raquette Lake Free Library	3	3	370	2,997	(2,627)	3,367	2,881	486	16.9%	132
Total Hamilton County	15	15	4,081	13,528		17,609	16,260	1,349	8.3%	3,406
Saratoga County										
Ballston Spa Public Library	5	5	9,269	3,826	5,443	13,095	12,595	500	4.0%	5,111
Ballston Community Public Library	5	5	13,894	12,151	1,743	26,045	26,478	(433)	-1.6%	10,780
Clifton Park-Halfmoon Public Library	5	5	40,021	30,179	9,842	70,200	69,708	492	0.7%	61,063
Corinth Free Library	4	4	2,437	3,124	(687)	5,561	5,128	433	8.4%	6,500
Galway Public Library	3	3	4,131	7,077	(2,946)	11,208	10,450	758	7.3%	6,912
Mechanicville District Public Library	5	5	2,978	10,056	(7,078)	13,034	12,811	223	1.7%	10,321
Round Lake/WRLIS Library/Malta Branch	10	10	11,825	8,242	3,583	20,067	19,633	434	2.2%	17,130
Saratoga Springs Public Library	5	5	35,625	33,637	1,988	69,262	69,640	(378)	-0.5%	52,091
Schuylerville Public Library	5	5	11,147	7,076	4,071	18,223	17,617	606	3.4%	10,032
Stillwater Public Library	5	5	3,778	5,286	(1,508)	9,064	8,850	214	2.4%	7,737
Waterford Public Library	5	5	1,763	3,267	(1,504)	5,030	4,879	151	3.1%	5,756
Total Saratoga County	57	57	136,868	123,921		260,789	257,789	3,000	1.2%	193,433
Warren County										
Bolton Free Library	3	3	1,432	2,721	(1,289)	4,153	3,877	276	7.1%	2,012
Brant Lake/Horicon Free Public Library	3	3	788	1,809	(1,021)	2,597	2,501	96	3.8%	1,471
Chester Public Library, Town of	3	3	2,371	3,894	(1,523)	6,265	6,106	159	2.6%	3,086
Glens Falls/Crandall Public Library	5	5	22,006	36,543	(14,537)	58,549	58,146	403	0.7%	60,201
Johnsburg Library, Town of	3	3	2,123	3,315	(1,192)	5,438	5,840	(402)	-6.9%	2,143
Caldwell-Lake George Library	3	3	2,441	3,003	(562)	5,444	5,042	402	8.0%	3,502
Rockwell Falls Public Library	5	5	1,567	1,517	50	3,084	2,966	118	4.0%	6,143
Stony Creek Free Library	3	3	168	1,613	(1,445)	1,781	1,837	(56)	-3.0%	758
Warrensburg/Richards Library	3	3	3,852	3,247	605	7,099	7,114	(15)	-0.2%	5,054
Total Warren County	31	31	36,748	57,662		94,410	93,429	981	1.0%	84,370
Washington County										
Argyle Free Library	5	5	2,577	1,663	914	4,240	4,057	183	4.5%	3,644
Cambridge Public Library	5	5	3,889	716	3,173	4,605	4,989	(384)	-7.7%	1,870
Easton Library	5	5	833	2,011	(1,178)	2,844	2,652	192	7.2%	2,279
Fort Edward Free Library	5	5	879	1,621	(742)	2,500	2,400	100	4.2%	3,108
Granville/Pember Library & Museum	5	5	3,987	3,919	68	7,906	7,020	886	12.6%	2,404
Greenwich Free Library	5	5	6,074	4,415	1,659	10,489	10,054	435	4.3%	4,868
Hudson Falls Free Library	5	5	2,987	4,986	(1,999)	7,973	9,516	(1,543)	-16.2%	15,658
Salem/Bancroft Public Library	5	5	3,690	3,182	508	6,872	7,559	(687)	-9.1%	2,612
Whitehall Free Library	5	5	983	1,495	(512)	2,478	2,279	199	8.7%	4,791
Total Washington County	45	45	25,899	24,008		49,907	50,526	(619)	-1.2%	41,234
Grand Total	148	148	203,596	219,119		422,715	418,004	4,711	1.1%	322,443

Interlibrary Loan Resource Sharing



Fort Edward Free Library



Horicon Free Public Library



Hudson Falls Free Library



Town of Inlet Public Library