

2022 Statistical Summary



SOUTHERN ADIRONDACK
LIBRARY SYSTEM



**Hamilton
Warren
Washington
Saratoga**

Southern Adirondack Library System
22 Whitney Place
Saratoga Springs, NY 12866

Phone: 518-584-7300
FAX: 518-587-5589
www.sals.edu

SALS Plan of Service 2022-2026

In 2022 SALS completed the first year of its 2022-2026 Plan of Service, developed by the SALS Board of Trustees and staff based on data collected annually from our member libraries. Member library staff and trustees identified the system services they needed in order to provide quality library services to their communities. The service priorities chosen by our membership, regardless of library size and budget were:

- Joint Automation/POLARIS support
- Delivery & Interlibrary Loan Services
- Consulting & Continuing Education
- Sharing E-Resources
- Advocacy
- Operational Support
- Collaboration with MVLS

The Southern Adirondack Library System (SALS) is at its best when we listen to and work with our member libraries to provide our communities with the best possible library services. The SALS Board of Trustees and leadership team embrace this perspective when strategically allocating resources and designing member services.

The SALS is a cooperative public library system located in Hamilton, Saratoga, Warren, and Washington Counties. We work in collaboration with our 34-member libraries. While our member libraries are a mix of urban, suburban, and rural, and range in size, staffing, and budget, each is committed to providing exemplary services to the people who reside in their communities.

When the pandemic precluded the possibility of hiring outside consultants to lead our strategic planning process, Erica Freudenberger used the Engaged Planning approach we encourage our member libraries to use when creating their community-responsive plans. We spent several months in conversation with various stakeholders – including the SALS Board of Trustees, trustees of member libraries, Friends of the Library, directors, staff, and volunteers, to create a member driven strategic plan.

We heard that the strength of our system is our open communication, our network of member libraries, and existing relationships. Our member libraries believe our collaborative relationship provides cohesion in times of turmoil, allowing us to leverage our strengths across the system so that we can sparkle for our communities.

We are committed to learning and growing. That process includes holding ourselves accountable by evaluating these core services each year. We value regular feedback from our membership and will revise our services as determined through the evaluation process.

Thank you to the SALS Board of Trustees, member library boards, staff, and volunteers, and the outstanding SALS and JA staff for all of their work.

—Sara Dallas, Director

TABLE OF CONTENTS

Taking Stock

About Libraries Today.....	4
NYS Minimum Standards.....	5/6
NYS Library Director Standards.....	5
Types of Libraries.....	7
Local Votes	8
Statistical Benchmarks & Book Prices	9

Operations

2021/2022 Circulation Data	10
Type/Area Chartered to serve	
2020 census pop. of chartered area	
2021/2022 circulation +/-	
2021/2022 circulation per capita +/- %	
Cataloged Holdings.....	11
Adult & YA Print Materials—% of holdings	
Juvenile Print Materials—% of holdings	
Other Print Materials—% of holdings	
2022 Print Holdings per capita	
Electronic Holdings—% of holdings	
Non Print/AV—% of holdings	
Total Holdings	
Interlibrary Loan Resource Sharing	12/13
Deliveries per Week 2021/2022	
2022 Borrowed Loaned Total Activity	
2022 Total Activity	
Total Activity change +/- % Change	

Library Operations..... 14

Library Visits Visits per capita
Programs Held Program Attendance
Registered Borrowers
Hours Open/Week
Square Feet
Year of Last Major Renovation/Addition
In House Use of Public PCs WiFi Access
Paid Staff FTE
FTE Hours/Week

Library Program of the Year..... 15

Finances

Local Public Funds..... 16

Local Funding from Chartered Area
Chartered Local Funds per capita
Other Local Funding
County Aid
Local Public Funds—Total \$ per capita

Operating Fund Receipts..... 17

Total Local Public Funds
System Cash Grants
Other State & Federal Aid
Other Income
Operating Fund Receipts—Total \$ per capita

Operating Fund Expenditures 18

Salaries & Benefits—% of Total
Library Materials—% of Total \$ per capita
Capital Expense
Building Expense
Misc. & Other Expense
Contracts with Libraries/Systems
All Other Expenses—%
Operating Fund Expenses - Total \$ per capita

SALS Services

Continuing Education & Consulting	19
Technology	20
Challenge Grants	21
Designated Fund Distribution	22
SALS Treasurer's Report Distribution of Subsidies to Members	23
Central Library Report	24
Staff & Trustees	25
Member Libraries	26

The statistics in this booklet were supplied by Member Libraries in their 2022 Annual Reports.

About Libraries Today

The State of America's Libraries 2023: A Report from the American Library Association released in April 2023, finds libraries at the epicenter of discussions about our communities' well-being and democracy.

There's More to the Story ALA President Lessa Kanani'opua Pelayo-Lozada

"2022 was a year of continued change: The global COVID-19 pandemic entered its third year; book bans across the U.S. surged beyond numbers recorded over the last two decades; political, economic, and digital divides grew. But despite these upheavals, libraries thrived— specifically because they addressed these and many other challenges, while pivoting to offer new and updated services to their communities. Adaptation and innovation shined in 2022, proving that there truly is 'more to the story' at libraries.

As trusted institutions, libraries are the last bastion of democracy that is truly inclusive and free."

The results of the report demonstrate that libraries serve communities by:

- Defending the First Amendment rights of readers of all ages
- Ensuring everyone is able to use and access the library's resources
- Providing free access to the internet for telehealth, job applications, filing taxes
- Helping community members start small businesses, record podcasts, and earn high school diplomas
- Being trusted institutions

Despite being on the front lines of the culture wars, our member libraries continue to innovate and inspire their communities daily through sustainable composting, sharing food, creating seed libraries, installing Narcan boxes, or story walks. Our work – building broad and deep partnerships, advocating for digital equity and literacy, convening conversations about civic issues, and encouraging our communities to remain curious and explore a world of ideas – is essential.

Source: American Library Association. *The State of America's Libraries 2023: A Report from the American Library Association*. 2023.

NYS Minimum Standards & Library Director Standards

Regulations of the Commissioner of Education

Regulation 90.2: Standards for Registration of Public, Free Association and Indian Libraries

(a) **Registration standards through December 31, 2020.** A public, free association or Indian library registered on or before December 31, 2020 shall meet the following registration standards:

- (1) is governed by written bylaws which outline the responsibilities and procedures of the library board of trustees;
- (2) has a board-approved, written long-range plan of service;
- (3) presents an annual report to the community on the library's progress in meeting its goals and objectives;
- (4) has board-approved written policies for the operation of the library;
- (5) presents annually to appropriate funding agencies a written budget which would enable the library to meet or exceed these standards and to carry out its long-term plan of service;
- (6) periodically evaluates the effectiveness of the library's collections and services in meeting community needs;
- (7) is open the following scheduled hours (see chart)
- (8) maintains a facility to meet community needs, including adequate space, lighting, shelving, seating, and restroom;
- (9) provides equipment and connections to meet community needs including, but not limited to a telephone, photocopier, telefacsimile capability, and microcomputer or terminal with printer, to provide access to other library catalogs and other electronic information;
- (10) distributes printed information listing the library's hours open, borrowing rules, services, location and phone number; and
- (11) employs a paid director in accordance with the provisions of section 90.8 of this Part.

Registration Standards on or after January 1, 2021 continued on Page 6...

Population	Regulation 90.2 Scheduled Hours	Regulation 90.2: Standards for Library Director
Up to 500	12	None.
500-2,499	20	None.
2,500-4,999	25	2 years/Associate degree
5,000 - 7,499	35	4 years/BA degree
7,500 –14,999	35	MLS/Professional Certificate or Certificate of Qualification
15,000-24,999	40	
25,000-99,999	55	
100,000 and above	60	

NYS Minimum Standards & Library Director Standards

Regulations of the Commissioner of Education,

***Regulation 90.2: Standards for Registration of Public,
Free Association and Indian Libraries*****(b) Registration standards on or after January 1, 2021.**

A public, free association or Indian library seeking to register with the department on or after January 1, 2021 shall be registered with the department if it meets the registration standards set forth in this subdivision in a manner satisfactory to the commissioner. Any public, free association or Indian library that was registered by the department on or before December 31, 2020, shall meet the following registration requirements by January 1, 2021 to continue to be registered by the department:

- (1) is governed by written bylaws which define the structure and governing functions of the library board of trustees, and which shall be reviewed and re-approved by the board of trustees at least once every five years or earlier if required by law;
- (2) has a community-based, board-approved, written long-range plan of service developed by the library board of trustees and staff;
- (3) provides a board-approved written annual report to the community on the library's progress in meeting its mission, goals and objectives, as outlined in the library's long-range plan of service;
- (4) has board-approved written policies for the operation of the library, which shall be reviewed and updated at least once every five years or earlier if required by law;
- (5) annually prepares and publishes a board-approved, written budget, which enables the library to address the community's needs, as outlined in the library's long-range plan of service;
- (6) periodically evaluates the effectiveness of the library's programs, services and collections to address community needs, as outlined in the library's long-range plan of service;
- (7) is open the following scheduled hours (see chart {Page 5})
- (8) maintains a facility that addresses community needs, as outlined in the library's long-range plan of service, including adequate space, lighting, shelving, seating, power and data infrastructure, and a public restroom;

- (9) provides programming to address community needs, as outlined in the library's long-range plan of service;
- (10) provides a circulation system that facilitates access to the local library collection and other library catalogs; and provides equipment, technology, and internet connectivity to address community needs and facilitate access to information;
- (11) provides access to current library information in print and online, facilitating the understanding of library services, operations and governance; information provided online shall include the standards referenced in paragraphs (1) through (5) of this subdivision;
- (12) employs a paid director in accordance with the provisions of section 90.8 of this Part;
- (13) provides library staff with annual technology training, appropriate to their position, to address community needs, as outlined in the library's long-range plan of service; and
- (14) establishes and maintains partnerships with other educational, cultural or community organizations which enable the library to address the community's needs, as outlined in the library's long-range plan of service.

(c) Variances. If circumstances over which any public, free association or Indian library has no control prevent it from meeting one or more of the standards of service set forward in subdivision (a) or (b) of this section, such library may apply for a variance for such standard(s). The application for such variance shall be submitted for such library by the public library system of which such library is a member, in a form prescribed by the commissioner. No variance granted pursuant to this subdivision shall be deemed to relieve a public, free association or Indian library of any obligation imposed by any other provision of Federal or State law.

8 CRR-NY 90.2
Current through February 15, 2021

Types of Libraries

	ASSOCIATION LIBRARIES	PUBLIC LIBRARIES		
		Municipal Public Library	School District Public Library	Special District Public Library
HOW ESTABLISHED	By vote of the association member or as trustees operating under a will or deed of trust	By vote of county, city, town or village board; or by petition and referendum.	By vote of school district voters.	By special act of State legislature and vote of special district voters.*
CHARTER	Regents incorporate by charter.	Regents incorporate by charter.	Regents incorporate by charter.	Regents incorporate by charter.
REGISTRATION	Education Department registers. Must meet minimum standards in order to receive public funds.	Education Department registers. Must meet minimum standards in order to receive public funds.	Education Department registers. Must meet minimum standards in order to receive public funds.	Education Department registers. Must meet minimum standards in order to receive public funds.
TAX FUNDS	May receive appropriation from units of government. Also tax levy by vote of municipal or school district voters. Library should sign contract with appropriating unit. May petition municipal and/or school district taxpayers for funds.	Budget approved by county, city, town, or village board. Also tax levy by vote of municipal or school district voters. May petition municipal and/or school district taxpayers for funds.	Budget approved by school district voters. May also petition for a tax levy from municipalities.	Budget approved by district voters. May also petition for a tax levy from municipalities, unless enactment legislation specifies otherwise.
BONDING AUTHORITY	Not permitted. Requires a special act of legislation through Dormitory Authority of the State of New York (DASNY)	Municipal government may bond if it owns the library building.	School district may bond on behalf of the library, if school district or library owns the library building.	A municipality may bond on behalf of district if legislation allows.*
BOARD OF TRUSTEES	Number: 5-25. Elected by association members. Term of office: set by charter. Responsible to association membership and to Regents. Residential requirements may be established in bylaws.	Number: 5-15. Approved by municipal governing board; term of office: three or five years if established after 1921.** Responsible to municipal government, public, and Regents. Must be residents of municipality (except village library).	Number: 5-15. Elected by school district voters. Term of office: three or five years (if established after 1921).** Responsible to school district voters and Regents. Must be residents of school district.	Number: determined by enabling legislation. Elected by residents of special district. Term of office: five years or as defined by legislation. Responsible to special district voters and Regents. Residency requirements determined by enabling legislation.
COMMUNITY INVOLVEMENT	Public can join association and may vote for trustees.	Public "owns" library; votes for elected officials who are sympathetic to library needs.	Public "owns" library and votes directly for trustees and budget.	Public "owns" library and votes directly for trustees and budget.
RETIREMENT BENEFITS	May purchase retirement benefits from private vendor. Some may be in State Retirement System if specified in statute.	State Retirement System benefits through municipality.	State Retirement System benefits through school district or independently.	State Retirement System benefits if library district opts to participate.
CIVIL SERVICE	Employees not covered by Civil Service.	Employees subject to Civil Service Law.	Employees subject to Civil Service Law.	Employees subject to Civil Service Law.

* Special library districts are created by act of the New York State Legislature. Each one is different and reflects the particular needs and situation of that district.
There is no comprehensive legal definition of a special library district.

** Became effective January 1, 1999.

Local Votes

Stable, sufficient funding provides the security for a library's operating budget.

Library	Budget Vote Held By	Type of Library	Voters Live In	Budget Vote \$	Date Held
Argyle Free Library	Argyle Central School District	Assoc. Town	School District	\$65,320	5/17/2022
Ballston Spa Public Library	Ballston Spa Central School District	Public Village	School District	\$60,885	5/18/2021
Bancroft Public Library	Salem Central School District	Public Village	School District	\$38,775	5/16/2022
Cambridge Public Library	Cambridge Central School District	Public Village	School District	\$60,000	5/17/2022
Clifton Park-Halfmoon Public Library	Clifton Park-Halfmoon Library District	Special District	Special Legislative District	\$4,982,403	9/15/2022
Corinth Free Library	Corinth Central School District	Assoc. Town	School District	\$67,341	5/17/2022
Crandall Public Library					
Crandall Public Library	Glens Falls, City of	Special District	City	\$5,308,916	11/8/2022
Crandall Public Library	Queensbury, Town of	Special District	Town	\$5,308,916	11/8/2022
Crandall Public Library	Moreau, Town of	Special District	Town	\$5,308,916	11/8/2022
Easton Library	Greenwich Central School District	Assoc. Town	School District	\$44,123	5/18/2021
Galway Public Library	Galway Central School District	School District	School District	\$216,135	6/8/2022
Greenwich Free Library	Greenwich Central School District	Assoc. Town	School District	\$99,837	5/12/2020
Rockwell Falls Public Library	Hadley-Luzerne Central School	School District	School District	\$190,000	6/25/2019
Mechanicville District Public Library	Mechanicville City School District	School District	School District	\$338,677	5/11/2014
Raquette Lake Free Library	Raquette Lake Union Free School District	Assoc. School District	School District	\$11,500	5/17/2022
Richards Library	Warrensburg Central School District	Assoc. Other	School District	\$214,030	6/9/2020
Saratoga Springs Public Library	Saratoga Springs City School District	School District	School District	\$5,205,672	4/7/2022
Schuylerville Public Library	Schuylerville Central School District	School District	School District	\$365,000	5/17/2022
Stillwater Public Library	Stillwater Central School District	School District	School District	\$320,389	5/17/2022
Stony Creek Free Library	Hadley-Luzerne Central School	Assoc. Town	School District	\$19,500	5/18/2021
Waterford Public Library	Waterford Halfmoon-Union Free School Dis-	School District	School District	\$325,000	6/1/2022
Whitehall Free Library	Whitehall Central School District	Assoc. School District	School District	\$15,000	5/16/2022
Woman's Round Lake Improvement Society	Malta, Town of	Assoc. Town	Town	\$339,000	11/8/2016

Statistical Benchmarks & Book Prices

Averages	New York State ¹	SALS Members ²	Your Library
Circulation per capita	5.99	6.67	(p.10)
Print material holdings per capita	6.17	7.97	(p. 11)
Per capita support (income) local public funding	\$71.03	\$57.03	(p. 16)
Per capita operating expenses	\$73.55	\$63.22	(p. 18)
Per capita expenses for library materials	\$6.35	\$5.05	(p. 18)
Budget distribution	69.40% for paid staff; 7.39% for library materials	64.41% for paid staff; 7.99% for library materials	(p. 18)

¹ *Bibliostat Connect*, 2021 Annual Report data

² *Bibliostat Connect*, 2022 Annual Report data

*SALS-specific data

Average Book Prices 2022 School Library Journal, February 2023

Adult Fiction	
Hardcover.....	\$28.14
Trade Paperback	\$19.26
Adult Nonfiction	
Hardcover.....	\$29.97
Trade paperback	\$23.22
Mass Market Paperback	\$8.70
Children's Hardcover	\$19.24
YA Hardcover	\$20.42
*E-Books:	\$30.73
*E-Audiobooks:	\$60.23

2021/2022 Circulation Data

				Circulation					
Library	Type/Area Chartered to Serve	2020 Census Population	2010 Census Population	2021	2022	2021/2022 + or -	2021	2022	2021/2022 + or - %
Hamilton County									
Indian Lake Public Library, Town of	Public Town	1,363	1,352	12,567	16,426	3,859	9.30	12.05	30.71%
Inlet Public Library, Town of	Public Town	355	333	4,371	4,236	-135	13.13	11.93	-3.09%
Lake Pleasant Public Library, Town of	Public Town	897	781	7,844	8,640	796	10.04	9.63	10.15%
Cornelius V. Whitney Long Lake Public Library	PSD	659	597	12,519	12,721	202	20.97	19.30	1.61%
Raquette Lake Free Library	Association School District	132	114	3,458	3,394	-64	30.33	25.71	-1.85%
Total Hamilton County		3,406	3,177	40,759	45,417	4,658	12.83	14.30	
Saratoga County									
Ballston Spa Public Library	Public Village	5,111	5,409	40,536	42,072	1,536	7.49	8.23	3.79%
Burnt Hills/Ballston Community Public Library	Public Town	10,780	8,638	98,358	114,896	16,538	11.39	10.66	16.81%
Clifton Park-Halfmoon Public Library	PSLD	61,063	56,138	549,751	586,067	36,316	9.79	9.60	6.61%
Corinth Free Library	Association Town	6,500	6,531	15,341	12,979	-2,362	2.35	2.00	-15.40%
Galway Public Library	PSD	6,912	7,029	25,235	29,522	4,287	3.59	4.27	16.99%
Mechanicville District Public Library	PSD	10,321	9,536	31,920	34,102	2,182	3.35	3.30	6.84%
Round Lake/WRLIS Library/Malta Branch	Association Town	17,130	14,765	63,175	65,315	2,140	4.28	3.81	3.39%
Saratoga Springs Public Library	PSD	52,091	49,070	463,842	515,085	51,243	9.45	9.89	11.05%
Schuylerville Public Library	PSD	10,032	9,881	39,059	48,564	9,505	3.95	4.84	24.33%
Stillwater Public Library	PSD	7,737	7,444	20,865	24,004	3,139	2.80	3.10	15.04%
Waterford Public Library	PSD	5,756	5,784	17,971	16,894	-1,077	3.11	2.94	-5.99%
Total Saratoga County		193,433	180,225	1,366,053	1,489,500	123,447	7.58	8.26	
Warren County									
Bolton Free Library	Association Town	2,012	2,326	8,545	9,484	939	3.67	4.71	10.99%
Brant Lake/Horicon Free Public Library	Public Town	1,471	1,389	6,465	5,300	-1,165	4.65	3.60	-18.02%
Chester Public Library, Town of	Public Town	3,086	3,355	12,077	13,905	1,828	3.60	4.51	15.14%
Glens Falls/Crandall Public Library	PSLD	60,201	57,329	332,017	406,881	74,864	5.79	6.76	22.55%
Johnsburg Library, Town of	Public Town	2,143	2,395	12,233	14,830	2,597	5.11	6.92	21.23%
Caldwell-Lake George Library	Association Town	3,502	3,515	9,221	10,640	1,419	2.62	3.04	15.39%
Rockwell Falls Public Library	PSD	6,143	6,585	12,051	11,544	-507	1.83	1.88	-4.21%
Stony Creek Free Library	Association Town	758	767	2,075	1,648	-427	2.71	2.17	-20.58%
Warrensburg/Richards Library	Association Other	5,054	5,313	13,186	15,806	2,620	2.48	3.13	19.87%
Total Warren County		84,370	82,974	407,870	490,038	82,168	4.92	5.91	
Washington County									
Argyle Free Library	Association Town	3,644	3,782	9,554	10,540	986	2.53	2.89	10.32%
Cambridge Public Library	Public Village	1,870	1,870	17,941	20,193	2,252	9.59	10.80	12.55%
Easton Library	Association Town	2,279	2,336	4,751	5,348	597	2.03	2.35	12.57%
Fort Edward Free Library	Association Village	3,108	3,375	3,798	3,909	111	1.13	1.26	2.92%
Granville/Pember Library & Museum	Public Village	2,404	2,543	10,929	13,628	2,699	4.30	5.67	24.70%
Greenwich Free Library	Association Town	4,868	4,942	22,468	31,550	9,082	4.55	6.48	40.42%
Hudson Falls Free Library	Association School District	15,658	15,389	15,812	17,402	1,590	1.03	1.11	10.06%
Salem/Bancroft Public Library	Public Town	2,612	2,715	17,172	19,826	2,654	6.32	7.59	15.46%
Whitehall Free Library	Association School District	4,791	4,939	3,533	4,103	570	0.72	0.86	16.13%
Total Washington County		41,234	41,891	105,958	126,499	20,541	2.53	3.07	
Grand Total Member Libraries		322,443	308,267	1,920,640	2,151,454	230,814	6.23	6.67	12.02%
SALS Population Chartered to Serve for Unserved Localities		45,212			PSLD - Public Special Legislative District		PSD - Public School District		
SALS Population Chartered to Serve		367,655							

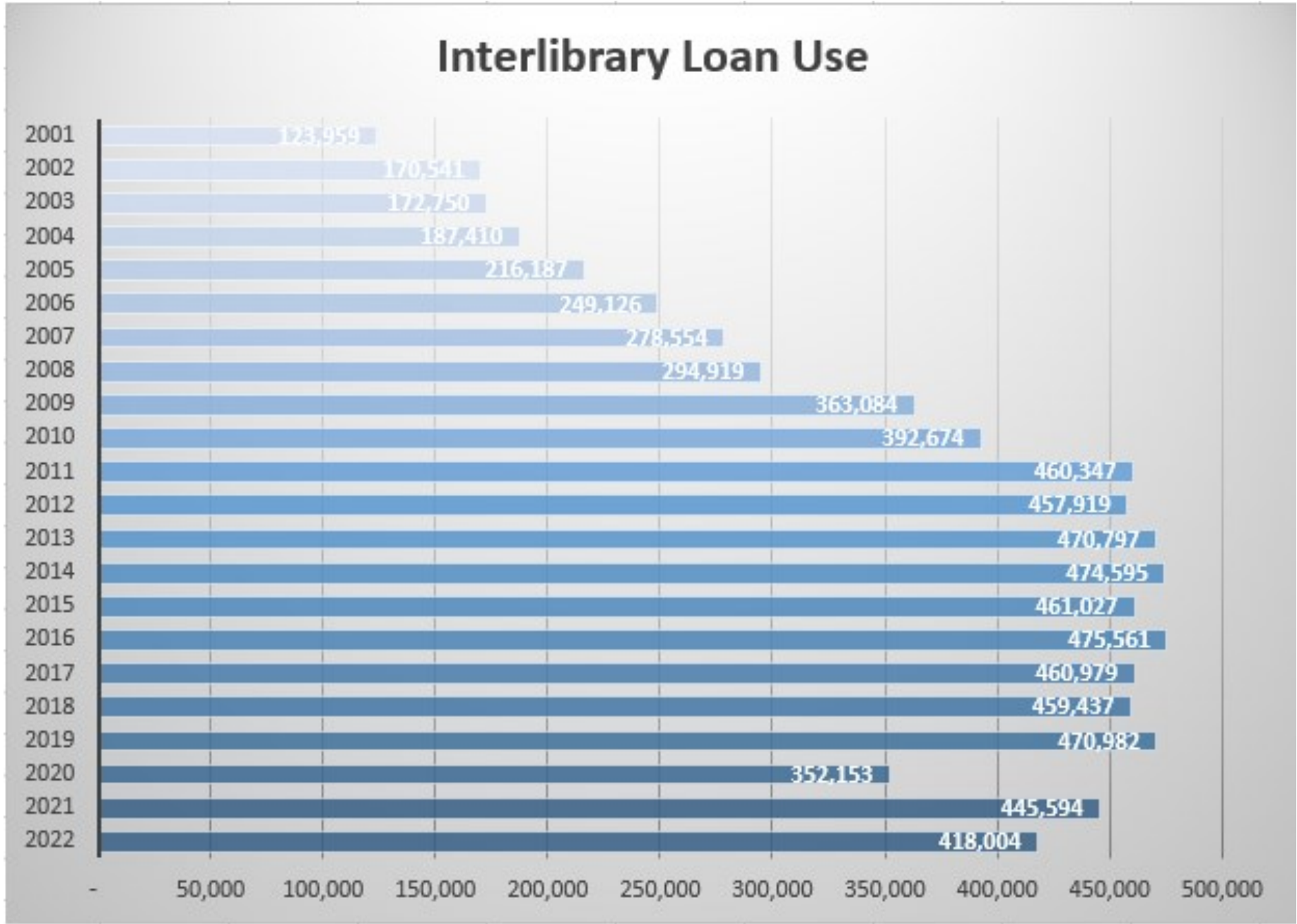
Cataloged Holdings - 125,432 bibliographic records modified in 2022

	Adult & YA Print Materials	% of total holdings	Juvenile Print Materials	% of total holdings	Other Print Materials	% of total holdings	2022 Print holdings per capita	Electronic Holdings*	% of total holdings	Non-Print AV	% of total holdings	Total Holdings*	County
Hamilton County													
Indian Lake Public Library, Town of	17,103	6%	8,918	3%	48	0%	19.13	257,275	89%	4,742	2%	288,086	Hamilton
Inlet Public Library, Town of	3,736	14%	3,556	14%	21	0%	20.60	17,182	67%	1,291	5%	25,786	Hamilton
Lake Pleasant Public Library, Town of	6,752	22%	3,077	10%	0	0%	10.96	17,184	57%	3,077	10%	30,090	Hamilton
Cornelius V. Whitney Long Lake Public Libra	6,671	22%	2,768	9%	2	0%	14.33	17,195	57%	3,438	11%	30,074	Hamilton
Raquette Lake Free Library	6,429	21%	4,002	13%	96	0%	79.75	17,184	56%	2,787	9%	30,498	Hamilton
Saratoga County													
Ballston Spa Public Library	14,741	32%	8,709	19%	143	0%	4.62	18,156	39%	4,312	9%	46,061	Saratoga
Burnt Hills/Ballston Community Public Library	21,800	7%	15,371	5%	75	0%	3.46	258,744	86%	6,497	2%	302,487	Saratoga
Clifton Park-Halfmoon Public Library	70,279	27%	58,457	22%	299	0%	2.11	108,099	41%	27,576	10%	264,710	Saratoga
Corinth Free Library	11,154	29%	6,501	17%	1,922	5%	3.01	17,512	45%	1,759	5%	38,848	Saratoga
Galway Public Library	17,469	33%	11,580	22%	1,102	2%	4.36	17,317	33%	5,621	11%	53,089	Saratoga
Mechanicville District Public Library	18,460	6%	10,795	4%	370	0%	2.87	259,195	87%	8,614	3%	297,434	Saratoga
Round Lake/wRLIS Library/Malta Branch	17,144	6%	17,703	6%	48	0%	2.04	257,228	86%	5,363	2%	297,486	Saratoga
Saratoga Springs Public Library	97,995	23%	51,706	12%	279	0%	2.88	257,151	53%	28,384	7%	435,515	Saratoga
Schuylerville Public Library	8,841	3%	6,952	3%	217	0%	1.60	257,191	93%	3,040	1%	276,241	Saratoga
Stillwater Public Library	7,723	3%	6,392	2%	34	0%	1.83	259,139	93%	4,702	2%	277,990	Saratoga
Waterford Public Library	7,556	3%	6,587	2%	26	0%	2.46	257,222	94%	2,137	1%	273,528	Saratoga
Warren County													
Bolton Free Library	8,808	27%	3,946	12%	968	3%	6.82	17,184	53%	1,252	4%	32,158	Warren
Brant Lake/Horicon Free Public Library	6,809	23%	4,364	15%	187	1%	7.72	17,184	57%	1,410	5%	29,954	Warren
Chester Public Library, Town of	12,054	4%	8,726	3%	283	0%	6.83	261,208	91%	4,465	2%	286,736	Warren
Glens Falls/Crandall Public Library	110,874	18%	42,342	7%	123,987	20%	4.60	310,819	50%	32,838	5%	620,860	Warren
Johnsburg Library, Town of	15,267	36%	5,596	13%	151	0%	9.81	17,189	41%	4,206	10%	42,409	Warren
Caldwell-Lake George Library	7,697	3%	3,854	1%	8	0%	3.30	257,102	95%	1,613	1%	270,274	Warren
Rockwell Falls Public Library	7,259	23%	4,270	14%	27	0%	1.88	17,185	55%	2,333	8%	31,074	Warren
Stony Creek Free Library	4,929	19%	2,484	10%	1	0%	9.78	16,496	63%	2,179	8%	26,089	Warren
Warrensburg/Richards Library	8,536	25%	4,696	14%	387	1%	2.69	17,202	51%	3,176	9%	33,997	Warren
Washington County													
Argyle Free Library	4,925	19%	2,788	8%	74	0%	2.14	17,185	65%	1,386	4%	26,358	Washington
Cambridge Public Library	6,403	19%	3,584	10%	4,886	14%	7.95	17,185	50%	2,523	7%	34,581	Washington
Easton Library	7,510	3%	5,879	2%	195	0%	5.96	257,198	94%	3,027	1%	273,809	Washington
Fort Edward Free Library	10,836	29%	5,437	15%	1,727	5%	5.79	17,191	46%	1,852	5%	37,043	Washington
Granville/Pember Library & Museum	10,530	29%	5,195	14%	436	1%	6.72	17,185	47%	3,125	9%	36,471	Washington
Greenwich Free Library	12,078	29%	6,858	16%	152	0%	3.92	18,157	43%	4,602	11%	41,847	Washington
Hudson Falls Free Library	10,517	4%	4,742	2%	7	0%	0.97	257,118	94%	1,420	1%	273,804	Washington
Salem/Bancroft Public Library	10,510	30%	5,086	14%	17	0%	5.98	17,184	49%	2,490	7%	35,287	Washington
Whitehall Free Library	3,841	13%	6,712	23%	2	0%	2.20	17,185	60%	1,069	4%	28,809	Washington

Interlibrary Loan Resource Sharing

		Dec. 2021	Dec. 2022	2022				2021	Total Activity	
Code	Library	Deliveries per Week	Deliveries per Week	Borrowed	Loaned	Borrow more than loan	Total Activity	Total Activity	Change + or -	% Change
	Hamilton County									
IND	Indian Lake Public Library, Town of	3	3	1,152	3,290	(2,138)	4,442	4,528	(86)	-1.9%
ILT	Inlet Public Library, Town of	3	3	364	1,934	(1,570)	2,298	2,537	(239)	-9.4%
LKP	Lake Pleasant Public Library, Town of	3	3	1,320	2,081	(761)	3,401	3,868	(467)	-12.1%
LGL	Cornelius V. Whitney Long Lake Public Library	3	3	1,155	2,083	(928)	3,238	4,027	(789)	-19.6%
RAQ	Raquette Lake Free Library	3	3	426	2,455	(2,029)	2,881	3,764	(883)	-23.5%
	Total Hamilton County	15	15	4,417	11,843		16,260	18,724	(2,464)	-13.2%
	Saratoga County									
BAL	Ballston Spa Public Library	5	5	8,845	3,750	5,095	12,595	13,437	(842)	-6.3%
BUR	Burnt Hills/Ballston Community Public Library	5	5	13,631	12,847	784	26,478	28,275	(1,797)	-6.4%
CPH	Clifton Park-Halfmoon Public Library	5	5	40,657	29,051	11,606	69,708	79,277	(9,569)	-12.1%
COR	Corinth Free Library	4	4	2,201	2,927	(726)	5,128	7,420	(2,292)	-30.9%
GAL	Galway Public Library	3	3	3,884	6,566	(2,682)	10,450	11,096	(646)	-5.8%
MEC	Mechanicville District Public Library	5	5	2,840	9,971	(7,131)	12,811	17,073	(4,262)	-25.0%
RDL	Round Lake/WRLIS Library/Malta Branch	10	10	11,718	7,915	3,803	19,633	21,863	(2,230)	-10.2%
SAR	Saratoga Springs Public Library	5	5	35,084	34,556	528	69,640	70,606	(966)	-1.4%
SVL	Schuylerville Public Library	5	5	11,372	6,245	5,127	17,617	18,448	(831)	-4.5%
STI	Stillwater Public Library	5	5	3,770	5,080	(1,310)	8,850	10,446	(1,596)	-15.3%
WAT	Waterford Public Library	5	5	1,878	3,001	(1,123)	4,879	4,339	(540)	-11.2%
	Total Saratoga County	57	57	135,880	121,909		257,789	282,880	(25,091)	-8.9%
	Warren County									
BOL	Bolton Free Library	2	3	1,313	2,564	(1,251)	3,877	3,647	230	6.3%
BRL	Brant Lake/Horicon Free Public Library	3	3	918	1,583	(665)	2,501	2,673	(172)	-6.4%
CHT	Chester Public Library, Town of	3	3	2,562	3,544	(982)	6,106	6,557	(451)	-6.9%
GLE	Glens Falls/Crandall Public Library	5	5	20,603	37,543	(16,940)	58,146	57,803	343	0.6%
JBG	Johnsburg Library, Town of	3	3	2,571	3,269	(698)	5,840	6,687	(847)	-12.7%
LKG	Caldwell-Lake George Library	3	3	2,305	2,737	(432)	5,042	4,545	497	10.9%
LUZ	Rockwell Falls Public Library	5	5	1,741	1,225	516	2,966	3,251	(285)	-8.8%
STO	Stony Creek Free Library	3	3	312	1,525	(1,213)	1,837	2,262	(425)	-18.8%
WAR	Warrensburg/Richards Library	3	3	4,028	3,086	942	7,114	7,680	(566)	-7.4%
	Total Warren County	30	31	36,353	57,076		93,429	95,105	(1,676)	-1.8%
	Washington County									
ARG	Argyle Free Library	5	5	2,384	1,673	711	4,057	4,148	(91)	-2.2%
CAM	Cambridge Public Library	5	5	4,275	714	3,561	4,989	4,810	179	3.7%
EAS	Easton Library	5	5	720	1,932	(1,212)	2,652	2,712	(60)	-2.2%
FTE	Fort Edward Free Library	5	5	908	1,492	(584)	2,400	2,021	379	18.8%
GRA	Granville/Pember Library & Museum	5	5	3,445	3,575	(130)	7,020	6,809	211	3.1%
GRN	Greenwich Free Library	5	5	5,966	4,088	1,878	10,054	9,582	472	4.9%
HUD	Hudson Falls Free Library	5	5	5,000	4,516	484	9,516	9,792	(276)	-2.8%
SLM	Salem/Bancroft Public Library	5	5	4,566	2,993	1,573	7,559	7,257	302	4.2%
WHI	Whitehall Free Library	5	5	952	1,327	(375)	2,279	1,754	525	29.9%
	Total Washington County	45	45	28,216	22,310		50,526	48,885	1,641	3.4%
	Grand Total	147	148	204,866	213,138		418,004	445,594	(27,590)	-6.2%

Interlibrary Loan Resource Sharing



Library Operations

Library	Library Visits	Library Visits per capita	Programs Held	Program Attend.	Registered Borrowers	Hours Open/week	SQ.FT.	Year of Last Major Renovation/ Addition	In-Library Uses of Public PC's	#WiFi Access /year	Paid Staff FTE	FTE Hours / Week
Hamilton County												
Indian Lake Public Library, Town of	6,909	5.07	255	2,300	1311	35	3,750	2002	654	9,196	5	26
Inlet Public Library, Town of	6,616	18.64	12	84	835	14	1,500	2016	243	3,910	0.57	40
Lake Pleasant Public Library, Town of	8,583	9.57	113	2,856	1390	30	1,164	2015	610	4,074	3	40
Cornelius V. Whitney Long Lake Public Library	8,647	13.12	25	641	1062	28	3,130	2012	374	1,752	2	39
Raquette Lake Free Library	3,420	25.91	12	358	686	21	1,364	2009	106	4,184	1	23
Total Hamilton County	34,175	10.03	417	6,239	5,284				1,987	23,116	11.5	
Saratoga County												
Ballston Spa Public Library	42,400	8.30	102	1,363	4020	38	6,660	2008	1,162	1,670	3	40
Burnt Hills/Ballston Community Public Library	42,564	3.95	398	8,170	6239	51	11,000	2022	1,527	7,081	9	35
Clifton Park-Halfmoon Public Library	234,304	3.84	817	21,715	37535	70	55,000	2006	16,776	47,392	46	35
Corinth Free Library	9,530	1.47	25	533	1712	35	3,434	1988	432	1,050	2	35
Galway Public Library	18,715	2.71	283	3,961	1958	36	5,929	N/A	475	1,653	3	35
Mechanicville District Public Library	57,683	5.59	243	4,400	4426	43	8,136	2013	41,349	3,312	5	35
Round Lake/WRLIS Library/Malta Branch	46,685	2.73	227	2,786	4202	55/55	2,000/5,300	2018/2009	2,667	2,275	8.0	40
Saratoga Springs Public Library	153,573	2.95	857	10,567	40270	70	58,000	1995	11,724	15,012	33	35
Schuylerville Public Library	39,785	3.97	566	6,909	2388	54	3,120	2019	2,084	5,376	5	40
Stillwater Public Library	22,171	2.87	290	3,477	1640	50	2,650	2010	816	1,519	4	35
Waterford Public Library	16,613	2.89	159	828	2238	38	3,000	2017	1,756	955	4	35
Total Saratoga County	684,023	3.54	3,967	64,709	106,628				80,768	87,295	121.4	
Warren County												
Bolton Free Library	18,170	9.03	159	1,844	1517	38	3,600	2015	1,134	1,624	1	37
Brant Lake/Horicon Free Public Library	2,753	1.87	20	465	447	20	1,800	N/A	92	2,811	2	35
Chester Public Library, Town of	7,180	2.33	56	651	1503	36	3,500	2001	293	3,768	2	40
Glens Falls/Crandall Public Library	188,292	3.13	677	18,262	31868	56	52,500	2008	11,211	17,183	45	35
Johnsburg Library, Town of	4,979	2.32	76	977	1319	24	4,000	1999	182	1,514	2	32
Caldwell-Lake George Library	9,247	2.64	133	2,125	815	39	2,105	1971	483	2,501	2	40
Rockwell Falls Public Library	9,234	1.50	78	306	1467	40	4,000	1999	1,560	1,634	3	40
Stony Creek Free Library	936	1.23	62	557	262	20	1,680	1994	10	258	0.54	20
Warrensburg/Richards Library	8,639	1.71	79	716	1548	43	8,530	2013	1,067	2,967	4	37
Total Warren County	249,430	2.96	1,340	25,903	40,746				16,032	34,260	59.5	
Washington County												
Argyle Free Library	4,218	1.16	146	1,693	908	28	2,185	2011	231	1,221	2	30
Cambridge Public Library	49,816	26.64	244	1,926	2097	30	4,032	1986	1,058	8,748	3	30
Easton Library	3,071	1.35	240	1,460	347	25	3,100	2018	116	745	1	25
Fort Edward Free Library	2,837	0.91	37	876	409	30	3,600	1996	122	250	1	30
Granville/Pember Library & Museum	16,320	6.79	88	369	2172	25	3,000	2019	780	1,696	3	35
Greenwich Free Library	28,627	5.88	153	2,575	3042	44	5,540	2021	1,855	5,381	3	38
Hudson Falls Free Library	7,741	0.49	301	1,260	1762	40	3,850	2006	345	562	3	35
Salem/Bancroft Public Library	12,328	4.72	243	2,435	1268	35	1,776	2022	1,616	4,293	1	40
Whitehall Free Library	2,418	0.50	18	66	741	25	3,488	2020	364	2,784	2	25
Total Washington County	127,376	3.09	1,470	12,660	12,746		2,000		6,487	25,680	19.4	
Grand Total	1,095,004	3.40	7,194	109,511	165,404				105,274	170,351	211.7	

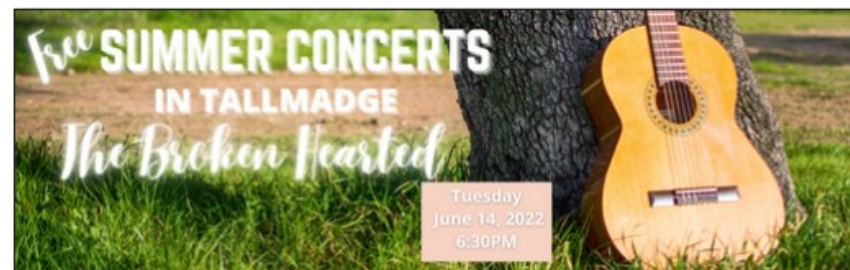
2022 Library Programs of the Year

The Crandall Public Library – “An Evening with George Takei”: The Crandall Public Library hosted an “Evening with George Takei. This large-scale program spread awareness of the library through media attention, engaged an audience of first-time attendees of a library program and the content focused on social justice and diversity. Mr. Takei spoke for about his family’s time in three different Japanese-American internment camps during World War II. Library director, Kathy Naftaly then facilitated a question and answer after the program. Almost 1,000 people, representing different socio-economic classes, reporters, student, educators, Asian-Americans, members of the LGBTQ+ community, Trekkies, WW2 buffs among others attended the program. An attendee wrote: “Mr. Takei represents perfectly the library’s goal of expanding our community exposure to diversity and tolerance.”



Takei provided photo

Mechanicville District Public Library – “Concerts in Tallmadge Park:” The goal of this program was to bring back some fun and togetherness in the community after the COVID restrictions. Local bands performing different styles of music in five concerts held on Tuesday evenings. The goal was to have fun and as a result, the library experienced an increase in the number of library card applicants, summer reading participation, and an opportunity to promote library services like Overdrive, Kanopy and Hoopla. The library showed the community how to lead together for the better. Working together we can all succeed and make a positive impact for everyone. For you cannot have a community if you do not have unity.



Previous winners

2019 through 2021: Paused for COVID

2018 Crandall Public Library: *Southern Adirondack Network Guide (SANG)*
Cambridge Public Library/Greenwich Free Library/
Schuylerville Public Library: *Better Readers Program*

2017 Mechanicville District Public Library: *Farmer’s Market/Community Garden Program*

2016 Schuylerville Public Library: *Counting Down to Kindergarten*

2015 Clifton Park-Halfmoon Public Library: *Tuesday Bridges*
Crandall Public Library: *Crandall Cares/It’s Cold Out There*

2014 Argyle Free Library: *Underground Railroad Program*
Cambridge Public Library: *Geek Squad Program*

2013 Stony Creek Free Library: *Joe McChesney Showcase*
Clifton Park-Halfmoon Public Library: *The Holocaust Revisited: A Retrospective Review*

2012 Saratoga Springs Public Library: *Sensory Story Time and The Sunday Club*
Town of Ballston Community Library: *Home Delivery Book Program*

2011 Clifton Park-Halfmoon Public Library: *Senior Expo*
Stony Creek Free Library: *The Dirty Dozen Garden Club*

			Local Funding from Chartered Service Area				Other Local Funding				Local Public Funds	
Library	Type/Area Chartered to Serve	Census Population Chartered to Serve	Town, City or Special	Village	School	Chartered Local Per Capita	Town or City	Village	School	County Aid	Total	Per capita
Lake Pleasant Public Library, Town of	Public Town	897	94,216			105.03				1,861	96,077	107.11
Cornelius V. Whitney Long Lake Public Library	PSD	659			139	0.21					139	0.21
Raquette Lake Free Library	Assoc. School District	132			11,500	87.12	20,000			1,150	32,650	247.35
Total Hamilton County		3,406	\$ 361,030	\$ -	\$11,639	\$ 109.42	\$ 20,000	\$ -	\$ 2,000	\$ 7,206	\$ 401,875	\$ 117.99
Saratoga County												
Ballston Spa Public Library	Public Village	5,111		103,012		20.15	41,000		60,885		204,897	40.09
Burnt Hills/Ballston Community Public Library	Public Town	10,780	619,773			57.49	46,000				665,773	61.76
Clifton Park-Halfmoon Public Library	PSLD	61,063	4,737,307			77.58					4,737,307	77.58
Corinth Free Library	Assoc. Town	6,500	15,000			2.31		14,500	65,497	6,000	100,997	15.54
Galway Public Library	PSD	6,912			198,400	28.70					198,400	28.70
Mechanicville District Public Library	PSD	10,321			374,655	36.30					374,655	36.30
Round Lake/WRLIS Library/Malta Branch	Assoc. Town	17,130	339,000			19.79					339,000	19.79
Saratoga Springs Public Library	PSD	52,091			5,211,836	100.05					5,211,836	100.05
Schuylerville Public Library	PSD	10,032			350,000	34.89					350,000	34.89
Stillwater Public Library	PSD	7,737			309,648	40.02					309,648	40.02
Waterford Public Library	PSD	5,756	2000		321,789	56.25					323,789	56.25
Total Saratoga County		193,433	\$ 5,713,080	\$ 103,012	\$ 6,766,328	\$ 65.05	\$ 87,000	\$ 14,500	\$ 126,382	\$ 6,000	\$ 12,816,302	\$ 66.26
Warren County												
Bolton Free Library	Assoc. Town	2,012	70,000			34.79				2,634	72,634	36.10
Brant Lake/Horicon Free Public Library	Public Town	1,471	3,000			2.04				2,559	5,559	3.78
Chester Public Library, Town Of	Public Town	3,086	69,757			22.60				4,476	74,233	24.05
Glens Falls/Crandall Public Library	PSLD	60,201	3,696,441			61.40				26,400	3,722,841	61.84
Johnsburg Library, Town Of	Public Town	2,143	73,550			34.32				4,442	77,992	36.39
Caldwell-Lake George Library	Assoc. Town	3,502	108,668			31.03				3,341	112,009	31.98
Rockwell Falls Public Library	PSD	6,143			190,019	30.93				4,039	194,058	31.59
Stony Creek Free Library	Assoc. Town	758	25,000		19,500	58.71				2,200	46,700	61.61
Warrensburg/Richards Library	Assoc. Other	5,054			214,030	42.35				5,360	219,390	43.41
Total Warren County		84,370	\$ 4,046,416	\$ -	\$ 423,549	\$ 52.98	\$ -	\$ -	\$ -	\$ 55,451	\$ 4,525,416	\$ 53.64
Washington County												
Argyle Free Library	Assoc. Town	3,644	12,000			3.29		500	65,320		77,820	21.36
Cambridge Public Library	Public Village	1,870		25,041		13.39	3,700		60,000		88,741	47.46
Easton Library	Assoc. Town	2,279	29,000			12.72			44,123		73,123	32.09
Fort Edward Free Library	Assoc. Village	3,108		5,000		1.61	7,500				12,500	4.02
Granville/Pember Library & Museum	Public Village	2,404		22,755		9.47	12,500				35,255	14.67
Greenwich Free Library	Assoc. Town	4,868	35,000			7.19		14,000	103,648		152,648	31.36
Hudson Falls Free Library	Assoc. School District	15,658			40,000	2.55	40,000	27,978			107,978	6.90
Salem/Bancroft Public Library	Public Town	2,612	32,000			12.25						

Operating Fund Receipts

	Library	Total Local Public Funds	System Cash Grants to Member Library Designated State & Other Aid		Other State & Federal Aid	Other					Operating Fund Receipts		2020 Census Population Chartered to Serve
			Local Library Services Aid	CLDA, Other State & Other		Gifts & Endow - ments	Fund Raising	Investment Income	Library Charges/ Fines	Other Misc.	Total	Per capita	
	Hamilton County												
IND	Indian Lake Public Library, Town of	\$238,921	\$1,434	\$0	\$0	\$1,519	\$0	\$3,469	\$877	\$0	\$246,220	\$ 180.65	1,363
ILT	Inlet Public Library, Town of	\$34,088	\$1,434	\$0	\$0	\$7,575	\$9	\$13	\$368	\$6,329	\$49,816	140.33	355
LKP	Lake Pleasant Public Library, Town of	\$96,077	\$1,434	\$1,150	\$0	\$3,694	\$3,186	\$17	\$923	\$12,300	\$118,781	132.42	897
LGL	Cornelius V. Whitney Long Lake Public Library	\$139	\$1,382	\$0	\$0	\$28,434	\$0	\$0	\$609	\$151,024	\$181,588	275.55	659
RAQ	Raquette Lake Free Library	\$32,650	\$1,434	\$0	\$0	\$8,547	\$23,381	\$158	\$127	\$237	\$66,534	504.05	132
	Total Hamilton County	\$ 401,875	\$ 7,118	\$ 1,150	\$ -	\$ 49,769	\$ 26,576	\$ 3,657	\$ 2,904	\$ 169,890	\$ 662,939	\$ 194.64	3,406
	Saratoga County												
BAL	Ballston Spa Public Library	\$204,897	\$1,539	\$5,145	\$0	\$100	\$0	\$47	\$2,037	\$0	\$213,765	\$ 41.82	5,111
BUR	Burnt Hills/Ballston Community Public Library	\$665,773	\$3,194	\$0	\$0	\$10,113	\$0	\$0	\$7,792	\$2,467	\$689,339	63.95	10,780
SHE	Clifton Park-Halfmoon Public Library	\$4,737,307	\$18,093	\$30,895	\$3,794	\$13,778	\$0	\$0	\$40,373	\$0	\$4,844,240	79.33	61,063
COR	Corinth Free Library	\$100,997	\$1,926	\$146	\$0	\$1,677	\$0	\$1,103	\$929	\$763	\$107,541	16.54	6,500
GAL	Galway Public Library	\$198,400	\$2,008	\$147	\$0	\$8,586	\$0	\$57	\$4,596	\$0	\$213,794	30.93	6,912
MEC	Mechanicville District Public Library	\$374,655	\$3,247	\$7,272	\$0	\$2,700	\$0	\$0	\$3,350	\$21,025	\$412,249	39.94	10,321
RDL	Round Lake/WRLIS Library/Malta Branch	\$339,000	\$5,076	\$7,280	\$0	\$1,158	\$0	\$1,763	\$3,532	\$19,786	\$377,595	22.04	17,130
SAR	Saratoga Springs Public Library	\$5,211,836	\$14,017	\$11,986	\$10,000	\$17,035	\$0	\$2,649	\$19,980	\$51,660	\$5,339,163	102.50	52,091
SVL	Schugleville Public Library	\$350,000	\$2,822	\$12,572	\$0	\$3,412	\$0	\$0	\$2,521	\$119	\$371,446	37.03	10,032
STI	Stillwater Public Library	\$309,648	\$2,126	\$8,445	\$0	\$3,751	\$78,146	\$618	\$1,488	\$0	\$404,222	52.25	7,737
WAT	Waterford Public Library	\$323,789	\$2,017	\$4,837	\$0	\$1,650	\$0	\$95	\$2,872	\$561	\$335,821	58.34	5,756
	Total Saratoga County	\$ 12,816,302	\$ 56,065	\$ 88,725	\$ 13,794	\$ 63,960	\$ 78,146	\$ 6,332	\$ 89,470	\$ 96,381	\$ 13,309,175	\$ 68.81	193,433
	Warren County												
BOL	Bolton Free Library	\$72,634	\$1,434	\$5,000	\$0	\$13,233	\$34,399	\$94	\$490	\$2,223	\$129,507	\$ 64.37	2,012
BRL	Brant Lake/Horicon Free Public Library	\$5,559	\$1,434	\$0	\$0	\$2,300	\$157	\$0	\$149	\$1,795	\$11,394	7.75	1,471
CHT	Chester Public Library, Town of	\$74,233	\$1,434	\$0	\$0	\$9,003	\$0	\$163	\$759	\$0	\$85,592	27.74	3,086
GLE	Glens Falls/Crandall Public Library	\$3,722,841	\$17,837	\$185,037	\$82,364	\$90,443	\$35,121	\$364,482	\$42,009	\$30,968	\$4,571,102	75.93	60,201
JBG	Johnsburg Library, Town of	\$77,992	\$1,434	\$1,000	\$0	\$2,025	\$0	\$8,327	\$371	\$0	\$91,149	42.53	2,143
LKG	Caldwell-Lake George Library	\$112,009	\$1,434	\$0	\$33,504	\$10,172	\$107	\$45	\$705	\$186	\$141,410	40.38	3,502
LUZ	Rockwell Falls Public Library	\$194,058	\$1,881	\$2,978	\$0	\$0	\$0	\$210	\$2,007	\$1,337	\$202,471	32.96	6,143
STO	Stony Creek Free Library	\$46,700	\$1,434	\$0	\$0	\$3,831	\$2,717	\$0	\$31	\$0	\$54,713	72.18	758
WAR	Warrensburg/Richards Library	\$219,390	\$1,497	\$3,000	\$0	\$1,671	\$0	\$40	\$3,058	\$1,150	\$229,806	45.47	5,054
	Total Warren County	\$ 4,525,416	\$ 29,819	\$ 197,015	\$ 115,868	\$ 132,678	\$ 72,501	\$ 373,361	\$ 49,579	\$ 37,659	\$ 5,517,144	\$ 65.39	84,370
	Washington County												
ARG	Argyle Free Library	\$77,820	\$1,434	\$7,272	\$0	\$6,000	\$26,838	\$309	\$711	\$375	\$120,759	\$ 33.14	3,644
CAM	Cambridge Public Library	\$88,741	\$1,434	\$5,000	\$0	\$4,840	\$0	\$141	\$768	\$0	\$100,924	53.97	1,870
EAS	Easton Library	\$73,123	\$1,434	\$7,272	\$0	\$3,885	\$0	\$213	\$185	\$0	\$86,112	37.78	2,279
FTE	Fort Edward Free Library	\$12,500	\$1,434	\$7,272	\$0	\$58,786	\$0	\$9,000	\$573	\$950	\$90,515	29.12	3,108
GRA	Granville/Pember Library & Museum	\$35,255	\$1,521	\$9,262	\$0	\$71,504	\$1,074	\$86	\$2,243	\$58,946	\$179,891	74.83	2,404
GRN	Greenwich Free Library	\$152,648	\$1,442	\$12,272	\$0	\$25,656	\$29,302	\$59	\$3,141	\$4,490	\$229,010	47.04	4,868
HUD	Hudson Falls Free Library	\$107,978	\$4,639	\$7,272	\$0	\$615	\$9,916	\$3,099	\$944	\$7,267	\$141,730	9.05	15,658
SLM	Salem/Bancroft Public Library	\$70,775	\$1,434	\$7,272	\$0	\$28,260	\$0	\$780	\$2,295	\$40,639	\$151,455	57.98	2,612
WHI	Whitehall Free Library	\$25,000	\$1,434	\$0	\$0	\$2,355	\$5,835	\$10,000	\$10	\$0	\$44,634	9.32	4,791
	Total Washington County	\$ 643,840	\$ 16,206	\$ 62,894	\$ -	\$ 201,901	\$ 72,965	\$ 23,687	\$ 10,870	\$ 112,667	\$ 1,145,030	\$ 27.77	41,234
	Grand Total	\$ 18,387,433	\$ 109,208	\$ 349,784	\$ 129,662	\$ 448,308	\$ 250,188	\$ 407,037	\$ 152,823	\$ 416,597	\$ 20,634,288	\$ 63.99	322,443

Operating Fund Expenditures

2020 Population	CNTY	Library	Salaries & Benefits		Library Materials			Capital Expense	Building & Maint.	Misc. & Other	Contracts with Libraries/ Systems	Debt Service	All Other Expenses %	Total	
			\$	%	\$	%	\$ per capita	\$	\$	\$	\$		%	\$	\$ per capita
		Hamilton County													
1,363	Hamilton	Indian Lake Public Library, Town Of	\$ 158,426	68.33%	\$18,839	8.12%	\$ 13.82	\$ -	\$ 36,327	\$ 12,316	\$ 5,961	-	23.55%	\$ 231,869	\$ 170.12
355	Hamilton	Inlet Public Library, Town Of	24,527	45.84%	\$4,161	7.78%	11.72	1,369	14,474	7,311	1,668	-	46.39%	53,510	150.73
897	Hamilton	Lake Pleasant Public Library, Town of	92,366	76.76%	\$5,562	4.62%	6.20	7,109	4,524	7,208	3,562	-	18.62%	120,331	134.15
659	Hamilton	Cornelius V. Whitney Long Lake Public Library	90,589	27.44%	\$12,720	3.85%	19.30	186,686	16,109	20,878	3,145	-	68.71%	330,127	500.95
132	Hamilton	Raquette Lake Free Library	32,574	49.96%	\$13,062	20.03%	98.95	-	12,843	4,719	2,000	-	30.00%	65,198	493.92
3,406		Total Hamilton County	\$ 398,482	49.75%	\$ 54,344	6.78%	\$ 15.96	\$ 195,164	\$ 84,277	\$ 52,432	\$ 16,336	\$ -	43.47%	\$ 801,035	\$ 235.18
		Saratoga County													
5,111	Saratoga	Ballston Spa Public Library	\$ 137,935	65.63%	\$11,253	5.35%	\$ 2.20	-	\$ 26,601	\$ 24,766	\$ 9,614	-	29.02%	\$ 210,169	\$ 41.12
10,780	Saratoga	Burnt Hills/Ballston Community Public Library	414,114	50.20%	\$91,358	11.08%	8.47	152,194	94,618	51,602	20,972	-	38.72%	824,858	76.52
61,063	Saratoga	Clifton Park-Halfmoon Public Library	2,582,375	56.36%	\$338,288	7.38%	5.54	-	256,169	562,643	104,452	737,839	36.25%	4,581,766	75.03
6,500	Saratoga	Corinth Free Library	84,662	70.89%	\$8,257	6.91%	1.27	-	15,240	6,872	4,389	-	22.19%	119,420	18.37
6,912	Saratoga	Galway Public Library	123,933	52.94%	\$19,323	8.25%	2.80	-	50,399	33,994	6,447	-	38.80%	234,096	33.87
10,321	Saratoga	Mechanicville District Public Library	224,625	54.51%	\$46,321	11.24%	4.49	38,175	45,168	48,026	9,732	-	34.24%	412,047	39.92
17,130	Saratoga	Round Lake/WRLIS Library/Malta Branch	281,818	70.45%	\$46,568	11.64%	2.72	-	7,211	48,856	15,588	-	17.91%	400,041	23.35
52,091	Saratoga	Saratoga Springs Public Library	3,586,434	74.01%	\$382,156	7.89%	7.34	231,993	244,939	269,407	130,863	-	18.10%	4,845,792	93.03
10,032	Saratoga	Schuylerville Public Library	251,438	66.98%	\$25,632	6.83%	2.56	5,000	28,596	55,776	8,957	-	26.19%	375,399	37.42
7,737	Saratoga	Stillwater Public Library	221,962	58.50%	\$26,412	6.96%	3.41	-	24,874	100,242	5,934	-	34.54%	379,424	49.04
5,756	Saratoga	Waterford Public Library	170,175	63.04%	\$18,445	6.83%	3.20	11,119	31,174	33,924	5,102	-	30.12%	269,939	46.90
193,433		Total Saratoga County	\$ 8,079,471	63.85%	\$ 1,014,013	8.01%	\$ 5.24	\$ 438,481	\$ 824,989	\$ 1,236,108	\$ 322,050	\$ 737,839	28.13%	\$ 12,652,951	\$ 65.41
		Warren County													
2,012	Warren	Bolton Free Library	\$ 58,009	35.14%	\$ 8,416	5.10%	\$ 4.18	\$ 72,895	\$ 11,660	\$ 11,072	\$ 3,010	-	59.76%	\$ 165,062	\$ 82.04
1,471	Warren	Brant Lake/Horicon Free Public Library	-	0.00%	6,860	55.25%	4.66	-	-	5,557	-	-	44.75%	12,417	8.44
3,086	Warren	Chester Public Library, Town Of	59,968	66.81%	8,458	9.42%	2.74	-	-	15,597	5,733	-	23.76%	89,756	29.08
60,201	Warren	Glens Falls/Crandall Public Library	2,938,759	61.15%	396,062	8.24%	6.58	-	236,334	498,592	84,312	651,663	30.61%	4,805,722	79.83
2,143	Warren	Johnsburg Library, Town Of	60,757	76.18%	7,208	9.04%	3.36	-	-	6,319	5,467	-	14.78%	79,751	37.21
3,502	Warren	Caldwell-Lake George Library	74,389	57.58%	9,604	7.43%	2.74	-	17,971	23,840	3,381	-	34.98%	129,185	36.89
6,143	Warren	Rockwell Falls Public Library	105,432	58.33%	8,837	4.89%	1.44	3,139	31,822	31,514	0	-	36.78%	180,744	29.42
758	Warren	Stony Creek Free Library	16,277	34.94%	7,382	15.85%	9.74	-	10,557	10,899	1,470	-	49.21%	46,585	61.46
5,054	Warren	Warrensburg/Richards Library	147,613	67.17%	12,444	5.66%	2.46	1,314	32,461	21,497	4,424	-	27.17%	219,753	43.48
84,370		Total Warren County	\$ 3,461,204	60.42%	\$ 465,271	8.12%	\$ 5.51	\$ 77,348	\$ 340,805	\$ 624,887	\$ 107,797	\$ 651,663	31.46%	\$ 5,728,975	\$ 67.90
		Washington County													
3,644	Washington	Argyle Free Library	\$ 59,007	52.54%	\$ 9,558	8.51%	\$ 2.62	16,100	\$ 8,133	\$ 17,129	\$ 2,383	-	38.95%	\$ 112,310	\$ 30.82
1,870	Washington	Cambridge Public Library	66,929	63.34%	14,900	14.10%	7.97	-	12,431	6,535	4,879	-	22.56%	105,674	56.51
2,279	Washington	Easton Library	34,583	52.10%	7,466	11.25%	3.28	-	7,375	14,595	2,359	-	36.65%	66,378	29.13
3,108	Washington	Fort Edward Free Library	31,353	37.86%	7,784	9.40%	2.50	-	12,661	28,315	2,694	-	52.74%	82,807	26.64
2,404	Washington	Granville/Pember Library & Museum	82,700	43.30%	6,926	3.63%	2.88	-	31,575	69,771	0	-	53.07%	190,972	79.44
4,868	Washington	Greenwich Free Library	126,440	58.55%	15,573	7.21%	3.20	-	27,310	37,098	9,523	-	34.24%	215,944	44.36
15,658	Washington	Hudson Falls Free Library	92,268	65.82%	16,212	11.57%	1.04	-	11,718	14,721	5,261	-	22.61%	140,180	8.95
2,612	Washington	Salem/Bancroft Public Library	49,979	20.65%	10,966	4.53%	4.20	138,071	-	38,637	4,405	-	74.82%	242,058	92.67
4,791	Washington	Whitehall Free Library	35,281	79.65%	5,169	11.67%	1.08	-	525	3,322	0	-	8.68%	44,297	9.25
41,234		Total Washington County	\$ 578,540	48.19%	\$ 94,554	7.88%	\$ 2.29	\$ 154,171	\$ 111,728	\$ 230,123	\$ 31,504	\$ -	43.94%	\$ 1,200,620	\$ 29.12
322,443		Grand Total	\$12,517,697	61.41%	\$1,628,182	7.99%	\$ 5.05	\$865,164	\$ 1,361,799	\$ 2,143,550	\$ 477,687	\$ 1,389,502	23.78%	\$ 20,383,581	\$ 63.22

Continuing Education, Consulting, & Outreach



Continuing Education

- ReadSquared Setup and Training
- Accessibility Training
- Cyber Security
- New Director Training
- Polaris
- Tech-After-Lunch
- Youth Services
- Inclusive Conversations Series
- Calm, Cool & Collected
- Navigating Personalities in Library Administration
- Trustee Handbook Club
- Robert's Rules of Order
- De-escalation for Frontline Staff

Attendance

- 35 Sessions
- 1287 Participants

Consulting

- Annual Report
- Library Management
- Strategic Planning
- Advocacy Day

Attendance

- 15 Sessions
- 124 Participants

Outreach/Partnerships

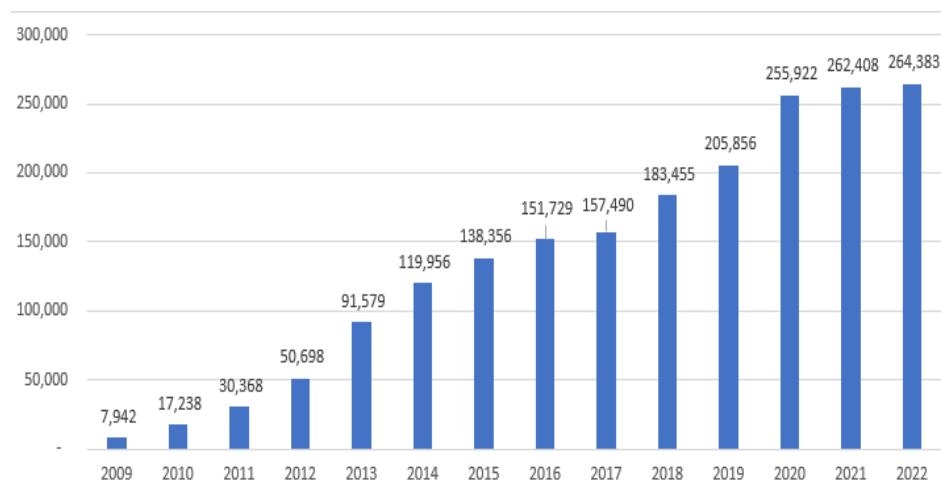
- Leaving Our Fingerprints
- Farm-2-Library
- Outreach Coordinators
- COSAC
- Correctional facilities
- Senior Planet / OATS
- Friends Council

Attendance

- 14 Sessions
- 273 Participants

Technology

OVERDRIVE CHECKOUTS 2022



WEBSITE TRAFFIC 2022

Hamilton County

IND	21,862
ILT	10,864
LKP	12,734
LGL	19,880
RAQ	16,459
Total Hamilton County	81,799

Warren County

BOL	37,637
BRL	3,000
CHT	12,943
GLE	243,925
JBG	14,676
LKG	25,440
LUZ	30,574
STO	9,693
WAR	56,165
Total Warren County	434,053

Saratoga County

BAL	45,577
BUR	144,308
CPH	275,031
COR	15,552
GAL	68,254
MEC	45,126
RDL/Malta	96,975
SAR	217,720
SVL	75,824
STI	38,546
WAT	54,591
Total Saratoga County	1,077,504

Washington County

ARG	55,793
CAM	26,651
EAS	20,139
FTE	18,697
GRA	55,535
GRN	49,641
HUD	66,984
SLM	38,415
WHI	22,914
Total Washington County	354,769

WIRELESS SESSIONS 2022

Total Hamilton County **23,116**

Saratoga County

Ballston Spa Public Library	1,670
Burnt Hills/Ballston Community Public Library	7,081
Clifton Park-Halfmoon Public Library	47,392
Corinth Free Library	1,050
Galway Public Library	1,653
Mechanicville District Public Library	3,312
Round Lake/WRLIS Library/Malta Branch	2,275
Saratoga Springs Public Library	15,012
Schuylerville Public Library	5,376
Stillwater Public Library	1,519
Waterford Public Library	955

Total Saratoga County **87,295**

Warren County

Bolton Free Library	1,624
Brant Lake/Horicon Free Public Library	2,811
Chester Public Library, Town of	3,768
Glens Falls/Crandall Public Library	17,183
Johnsburg Library, Town of	1,514
Caldwell-Lake George Library	2,501
Hadley-Luzerne Public Library	1,634
Stony Creek Free Library	258
Warrensburg/Richards Library	2,967

Total Warren County **34,260**

Washington County

Argyle Free Library	1,221
Cambridge Public Library	8,748
Easton Library	745
Fort Edward Free Library	250
Granville/Pember Library & Museum	1,696
Greenwich Free Library	5,381
Hudson Falls Free Library	562
Salem/Bancroft Public Library	4,293
Whitehall Free Library	2,784

Total Washington County **25,680**

170,351

Challenge Grants

Challenge Grants enable member libraries to: Embrace change, innovate, and develop new services

**SALS Challenge Grants 2022:
\$42,910.00**

Construction Challenge Grant Recipients:

- ♦ Ballston Spa Public Library
 - ♦ Hire architect to develop renovation plans.
- ♦ Bolton Free Library
 - ♦ Redesign circulation desk. Add ADA compliant checkout area.
- ♦ Cambridge Public Library
 - ♦ Hire architect to develop plans to expand library and ensure accessibility to three floors
- ♦ Clifton Park-Halfmoon Public Library
 - ♦ Create children's reading area with seating, décor, and rug.
- ♦ Crandall Public Library—Glens Falls
 - ♦ Hire an architect to develop plans to add an office space, meeting room, and breakroom door.
- ♦ Pember Library and Museum—Granville
 - ♦ Chimney inspection and refurbish woodworking profiles and shelving supports.
- ♦ Greenwich Free Library
 - ♦ Add display shelving, relocate materials and add patron work space.
- ♦ Schuylerville Public Library
 - ♦ Hire an architect to develop plans for a pavilion with outdoor locked storage.
- ♦ Waterford Public Library
 - ♦ Hire and architect to estimate slate roof replacement.

Designated Fund Distribution

SALS Designated Funds

Central Library Services Aid (CLSA)

State Aid for the implementation of the program and priorities of the central library as described in the library system’s approved Five-Year Plan of Service.

Total Amount: \$180,787

Local Library Support Aid (LLSA)

\$0.31 per capita or \$1,500, whichever is greater.

Source: New York State categorical aid

Total Amount: \$110,696

County Aid

County Aid is a SALS pass-through disbursement. It was calculated for 2022 grants as follows:

Hamilton: Minimum \$1,150, balance based on circulation. Total \$11,500

Saratoga: Purchased OverDrive – downloadable e-content for Saratoga County member libraries. Total \$15,000

Warren: \$26,400 to Crandall, minimum \$2,200, balance based on circulation. Total \$55,000

Source: Each county

Total Amount: \$81,500

County Youth Grants

Awards to enhance library services for youth through programming.

Source: Saratoga County Youth Bureau

Total Amount: \$2,279

State Aid for Library Construction

Bolton Free Library \$8,324; Clifton Park-Halfmoon Public Library \$300,848; Greenwich Free Library \$128,978; Richards Library \$16,601; Southern Adirondack Library System \$38,133; Stillwater Public Library \$134,775; and Waterford Public Library \$220,025.

The ranking process and recommendation for funding amounts are determined by law, Education Commissioner’s Regulation, and criteria developed by SALS’ Board of Trustees as approved by the NYS Education Department.

Source: NYS categorical aid

Total Amount: \$847,684

NYS Grant-in-Aid (member item grants)

Clifton Park-Half Moon Public Library

Source: Assemblywoman Mary Beth Walsh

Total: \$25,000

Argyle Free Library \$7,272

Easton Library \$7,272

Fort Edward Library \$7,272

Greenwich Free Library \$7,272

Hudson Falls Free Library \$7,272

Mechanicville District Public Library \$7,272

WRLIS Library \$7,272

Saratoga Springs Public Library \$7,272

Salem-Bancroft Public Library \$7,272

Stillwater Public Library \$7,272

Schuylerville Public Library \$7,272

Source: Assemblywoman Carrie Woerner

Total:\$80,000

Thank you
Assemblywomen Walsh &
Woerner!

Total Amount: \$105,000

\$1,327,946 distributed to member libraries

SALS Treasurer's Report

General Fund

Balance, December 31, 2021

\$ 2,284,945

Receipts:

State Aid	\$ 1,725,480
Income from Investments	993
County Aid for Member Libraries	83,779
Reimbursement of Prior Year Expenses - General Fund	4,688
Reimbursement of Joint Automation Fees - Member Libraries	510,195
Miscellaneous	3,083

\$ 2,328,218

\$ 4,613,163

Disbursements:

Grants to Member Libraries & Others - LLSA, Technology and Construction Challenge Grants, Automation, Technology Grant, Marc Records & Other	\$ 440,920
Central Library Development Aid - Crandall Public Library	180,787
Grants to Correctional Facilities and County Jails	11,629
Equipment Purchased	4,908
Operation and Maintenance of Building	54,114
Joint Automation Fees - Member Libraries	445,020
Delivery Service	240,376
County Aid for Member Libraries	68,779
Books, E-content & Other Library Materials	43,489
Salaries for Personnel	524,008
Employee and Retiree Benefits	312,566
Travel - Staff and Board	12,922
Other Operating Expenses	59,351

\$ 2,398,870

Balance, December 31, 2022

\$ 2,214,293

Reconciliation of Ending Balance:

N.O.W. Checking Accounts	\$ 8,421
Money Market Savings and Certificates of Deposit	\$ 2,205,872
Total Cash and Investments	\$ 2,214,293

Trust and Agency Fund

Balance, December 31, 2021

\$ 10,086

Receipts: Transfers from General Fund

1,275,239

1,285,325

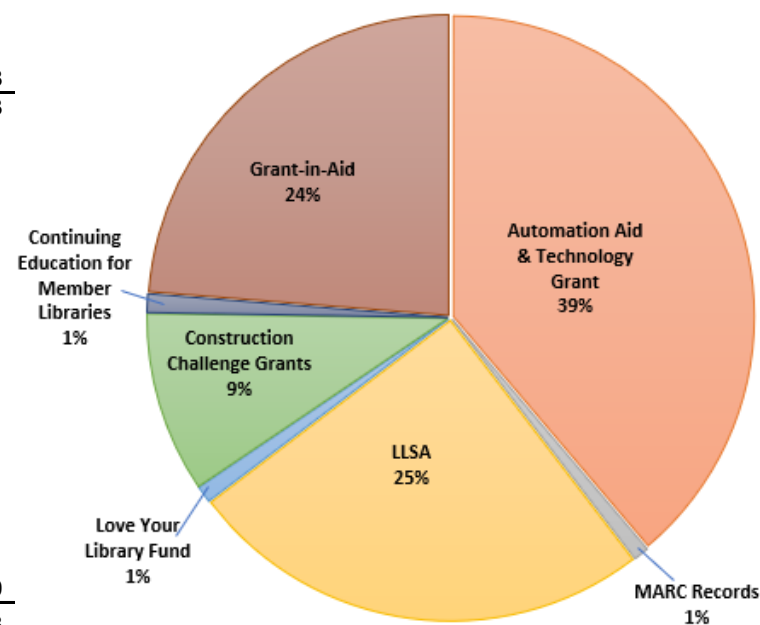
Less: Disbursements

1,277,205

Balance, December 31, 2022

\$ 8,120

Distribution of \$440,920 in subsidies to member libraries



Thank you Assemblyman Matthew Simpson
for the additional Grant in Aid for SALS.

Central Library Report

Crandall Public Library: 2022 Central Library Report

Although the COVID-19 pandemic was not declared officially over, our Central Library operations resumed full-force in 2022. Fortunately, for our consortia colleagues and patrons, Crandall Public Library was able to provide our communities with access to eContent and expert material retrieval (ILL) in addition to our tax-supported operations. The Library received \$180,787 directly from Central Library Services Aid money.

The money allowed the Library to provide eligible materials and resources in a myriad of formats to SALS member libraries in Hamilton, Saratoga, Warren, and Washington counties. The following statements demonstrate our reach and effectiveness in 2022:

- Central Library monies provide access to eResources such as OverDrive and Ancestry.com/Heritage Quest Online for all SALS cardholders. The use of electronic content reached an all-time record, 136,451 uses.
- In-house and WiFi penetration into City Park and roadside connections supported 17,183 unique clients.
- Total electronic materials additions to: 66,328.
- 37,543 interlibrary loan items were provided (loaned) from the Central Library

State financing for Central Libraries falls under NYS Education Law 273. In late 2021, the law changed to combine the former Central Library Book Aid (CBA) and Central Library Development Aid (CLDA) programs into a streamlined, flexible program called Central Library Services Aid (CLSA). CLSA funds are intended to adhere to the current provisions of Commissioner's Regulation *CR 90.4 Standards for Central Libraries*. In December 2021 and continuing into 2022 Lauren T. Moore, NYS State Librarian, appointed a joint New York State Library, Public Library System Directors Organization (PULISDO) and Central Library Directors Association (CLDA) committee to develop proposed amendments to *CR 90.4* submission to the Board of Regents in late 2022. There were multiple opportunities for input and updates. The new standards were vetted and accepted in the first quarter of 2023.

We would not succeed if we did not have the unfettered support of Sara Dallas, Director of SALS, and her staff, the SALS Board of Trustees, and the Joint Automation experts. On behalf of the Board of Trustees, the Library staff, and the Friends of the Library, once again, it is our great fortune to work with SALS and member libraries.

Kathleen U. Naftaly, Director



Staff and Trustees

During 2022, we fulfilled our mission to improve and expand library services through the dedicated work of the Board of Trustees, SALS staff and our Central Library, Crandall Public Library in Glens Falls.

Administration	SALS Board of Trustees
Sara Dallas Bill Rougier Colleen Smith Pamela DelSignore Johanna Hall	Sue Beck Linda Borden Christine Connell Elaine Cowin Laura Goodman Jordan Hornstein Carol Kuhr, Secretary Janet Lindner, Vice President Nancy Seifts Margaret Shapiro Barbara Taylor Russell Wise, Jr., President
Consultants	
Erica Freudenberger Jill Ryder Jack Scott	
Joint Automation Staff	SALS Treasurer
Michele Largeteau David MacFarland Christopher Mundell Jason Thomson Jim Baker	Robert W. Jeffords

Member Libraries

Hamilton County

Town of Indian Lake Public Library indianlake.sals.edu	(518) 648-5444
Town of Inlet Public Library inletlibrary.sals.edu	(315) 357-6494
Town of Lake Pleasant Public Library lakepleasantlibrary.sals.edu	(518) 548-4411
Cornelius Vanderbilt Whitney Long Lake Library longlake.sals.edu	(518) 624-3825
Raquette Lake Free Library raquettelakelibrary.sals.edu	(315) 354-4005

Saratoga County

Ballston Spa Public Library bspl.sals.edu	(518) 885-5022
Burnt Hill, Town of Ballston Community Library tobllibrary.sals.edu	(518) 399-8174
Clifton Park—Halfmoon Public Library www.cphlibrary.org	(518) 371-8622
Corinth Free Library corinth.sals.edu	(518) 654-6913
Galway Public Library www.galwaypubliclibrary.org	(518) 882-6385
Mechanicville District Public Library meclib.sals.edu	(518) 664-4646
Round Lake Library www.roundlakelibrary.org	(518) 899-2285
Round Lake Library—Malta Branch www.roundlakelibrary.org	(518) 682-2495
Saratoga Springs Public Library www.sspl.org	(518) 584-7860
Schuylerville Public Library schuylervillelibrary.sals.edu	(518) 695-6641
Stillwater Public Library stillwater.sals.edu	(518) 664-6255
Waterford Public Library waterfordlibrary.net	(518) 237-0891

^ Central Reference Library

Warren County

Bolton Free Library www.boltonfreelibrary.org	(518) 644-2233
Brant Lake, Horicon Free Public Library horiconlibrary.sals.edu	(518) 494-4189
Town of Chester Public Library www.chesterlibrary.org	(518-) 494-5384
Glens Falls, Crandall Public Library www.crandalllibrary.org	(518) 792-6508
Caldwell-Lake George Library caldwell-lakegeorge.sals.edu	(518) 668-2528
Hadley-Luzerne, Rockwell Falls Public Library hadluzblog.sals.edu	(518) 696-3423
North Creek, Town of Johnsburg Library townofjohnsburglibrary.sals.edu	(518) 251-4343
Stony Creek Free Library stonycreekfreelibrary.sals.edu	(518) 696-5911
Warrensburg, Richards Library www.therichardslibrary.com	(518) 623-3011

Washington County

Argyle Free Library argylelibrary.sals.edu	(518) 638-8911
Cambridge Public Library cambridge.sals.edu	(518) 677-2443
Easton Library easton.sals.edu	(518) 692-2253
Fort Edward Free Library fortedwardlibrary.sals.edu	(518) 747-6743
Granville, Pember Library & Museum pember.sals.edu	(518) 642-2525
Greenwich Free Library greenwich.sals.edu	(518) 692-7157
Hudson Falls Free Library hudsonfalls.sals.edu	(518) 747-6406
Salem, Bancroft Public Library www.bancroftlibrary.org	(518) 854-7463
Whitehall Free Library whitehall.sals.edu	(518) 499-1366