

2021 Statistical Summary



SOUTHERN ADIRONDACK
LIBRARY SYSTEM



**Hamilton
Warren
Washington
Saratoga**

Southern Adirondack Library System
22 Whitney Place
Saratoga Springs, NY 12866

Phone: 518-584-7300
FAX: 518-587-5589
www.sals.edu

SALS Plan of Service 2017-2021

In 2021 SALS completed the fifth year of its 2017-2021 Plan of Service, developed by the SALS Board of Trustees and staff based on data collected annually from our member libraries. Member library staff and trustees identified the system services they needed in order to provide quality library services to their communities. The four service priorities chosen by our membership, regardless of library size and budget were:

- Joint Automation/POLARIS support
- Delivery & Interlibrary Loan Services
- Consulting & Continuing Education
- Technology

We were finally able to reopen our building, restore delivery services and become more adapt at hosting and attending virtual meetings. As a result, more directors were able to participate in the informative Director Council meetings. We also saw better attendance at Continuing Education programs and trustee board meetings.

Through strong advocacy efforts, NYS library funding improved and we were able to hire new staff to continue to provide services and resources to our members.

Over the course of 2021, the SALS staff held virtual focus groups with our stakeholders and collected information need to develop a community based 2022-2026 Strategic Plan. In January 2021, member library staff and trustees completed a system use and satisfaction survey. The survey and focus group data helped us measure, evaluate, and allocate system resources for FY 2022.

SALS is most effective when it focuses its resources on meeting its memberships' priorities.

I want to thank the SALS Board of Trustees, the SALS staff, and the membership for helping us define and improve our services to our community.

—Sara Dallas, Director

TABLE OF CONTENTS

Taking Stock

About Libraries Today.....	4
NYS Minimum Standards.....	5/6
NYS Library Director Standards.....	5
Types of Libraries.....	7
Local Votes	8
Statistical Benchmarks & Book Prices	9

Operations

2020/2021 Circulation Data	10
Type/Area Chartered to serve	
2010 census pop. of chartered area	
2020/2021 circulation +/-	
2020/2021 circulation per capita +/- %	
Cataloged Holdings.....	11
Adult & YA Print Materials—% of holdings	
Juvenile Print Materials—% of holdings	
Other Print Materials—% of holdings	
2021 Print Holdings per capita	
Electronic Holdings—% of holdings	
Non Print/AV—% of holdings	
Total Holdings	
Interlibrary Loan Resource Sharing	12/13
Deliveries per Week 2020/2021	
2021 Borrowed Loaned Total Activity	
2020 Total Activity	
Total Activity change +/- % Change	

Library Operations..... 14

Library Visits Visits per capita
Programs Held Program Attendance
Registered Borrowers
Hours Open/Week
Square Feet
Year of Last Major Renovation/Addition
In House Use of Public PCs WiFi Access
Paid Staff FTE
FTE Hours/Week

Library Program of the Year..... 15

Finances

Local Public Funds..... 16

Local Funding from Chartered Area
Chartered Local Funds per capita
Other Local Funding
County Aid
Local Public Funds—Total \$ per capita

Operating Fund Receipts..... 17

Total Local Public Funds
System Cash Grants
Other State & Federal Aid
Other Income
Operating Fund Receipts—Total \$ per capita

Operating Fund Expenditures 18

Salaries & Benefits—% of Total
Library Materials—% of Total \$ per capita
Capital Expense
Building Expense
Misc. & Other Expense
Contracts with Libraries/Systems
All Other Expenses—%
Operating Fund Expenses - Total \$ per capita

SALS Services

Continuing Education & Consulting	19
Technology	20
Challenge Grants	21
Designated Fund Distribution	22
SALS Treasurer's Report Distribution of Subsidies to Members	23
Central Library Report	24
Staff & Trustees	25
Member Libraries	26

The statistics in this booklet were supplied by Member Libraries in their 2021 Annual Reports.

About Libraries Today

The State of America's Libraries 2022: A Report from the American Library Association released in April 2022 provides library users with a nuanced understanding of the culture war and the challenges and opportunities presented by COVID-19.

Libraries are Essential

“Studies have shown that libraries are among the most trusted institutions in our country. That’s why libraries took a leading role in providing accurate information to communities during the pandemic, even as secondary pestilence continued to threaten the nation: disinformation.”

A few of the areas of focus during 2021 included:

Wi-Fi and Broadband Access

- ALA declared that universal access to broadband is a fundamental human right
- Many libraries provided 24/7 internet access to people logging on outside their buildings.
- Libraries extended their Wi-Fi signals to their parking lots, parks ,and community centers to enable library users access the network.
- Recognition leading to federal and state funding to improve rural area access to faster bandwidth.

Advancing Digital Literacy

- Many public libraries offer formal or informal digital literacy programming.
- More libraries have dedicated digital literacy and technology programs and training staff.
- Libraries are providing classes or informational help related to coding, computer programming, robotics, or 3D printing.

Building Community

- Books reach across boundaries and build connections between readers.
- Reading books that extend beyond our own experiences expands our worldview.
- “Diverse books create a better lens through which all children can see themselves in library collections”
ALA President, Patty Wong.
- Censorship divides us and creates barriers.

NYS Minimum Standards & Library Director Standards

Regulations of the Commissioner of Education

Regulation 90.2: Standards for Registration of Public, Free Association and Indian Libraries

(a) **Registration standards through December 31, 2020.** A public, free association or Indian library registered on or before December 31, 2020 shall meet the following registration standards:

- (1) is governed by written bylaws which outline the responsibilities and procedures of the library board of trustees;
- (2) has a board-approved, written long-range plan of service;
- (3) presents an annual report to the community on the library's progress in meeting its goals and objectives;
- (4) has board-approved written policies for the operation of the library;
- (5) presents annually to appropriate funding agencies a written budget which would enable the library to meet or exceed these standards and to carry out its long-term plan of service;
- (6) periodically evaluates the effectiveness of the library's collections and services in meeting community needs;
- (7) is open the following scheduled hours (see chart)
- (8) maintains a facility to meet community needs, including adequate space, lighting, shelving, seating, and restroom;
- (9) provides equipment and connections to meet community needs including, but not limited to a telephone, photocopier, telefacsimile capability, and microcomputer or terminal with printer, to provide access to other library catalogs and other electronic information;
- (10) distributes printed information listing the library's hours open, borrowing rules, services, location and phone number; and
- (11) employs a paid director in accordance with the provisions of section 90.8 of this Part.

Registration Standards on or after January 1, 2021 continued on Page 6...

Population	Regulation 90.2 Scheduled Hours	Regulation 90.2: Standards for Library Director
Up to 500	12	None.
500-2,499	20	None.
2,500-4,999	25	2 years/Associate degree
5,000 - 7,499	35	4 years/BA degree
7,500 –14,999	35	MLS/Professional Certificate or Certificate of Qualification
15,000-24,999	40	
25,000-99,999	55	
100,000 and above	60	

NYS Minimum Standards & Library Director Standards

Regulations of the Commissioner of Education,

***Regulation 90.2: Standards for Registration of Public,
Free Association and Indian Libraries*****(b) Registration standards on or after January 1, 2021.**

A public, free association or Indian library seeking to register with the department on or after January 1, 2021 shall be registered with the department if it meets the registration standards set forth in this subdivision in a manner satisfactory to the commissioner. Any public, free association or Indian library that was registered by the department on or before December 31, 2020, shall meet the following registration requirements by January 1, 2021 to continue to be registered by the department:

- (1) is governed by written bylaws which define the structure and governing functions of the library board of trustees, and which shall be reviewed and re-approved by the board of trustees at least once every five years or earlier if required by law;
- (2) has a community-based, board-approved, written long-range plan of service developed by the library board of trustees and staff;
- (3) provides a board-approved written annual report to the community on the library's progress in meeting its mission, goals and objectives, as outlined in the library's long-range plan of service;
- (4) has board-approved written policies for the operation of the library, which shall be reviewed and updated at least once every five years or earlier if required by law;
- (5) annually prepares and publishes a board-approved, written budget, which enables the library to address the community's needs, as outlined in the library's long-range plan of service;
- (6) periodically evaluates the effectiveness of the library's programs, services and collections to address community needs, as outlined in the library's long-range plan of service;
- (7) is open the following scheduled hours (see chart {Page 5})
- (8) maintains a facility that addresses community needs, as outlined in the library's long-range plan of service, including adequate space, lighting, shelving, seating, power and data infrastructure, and a public restroom;

- (9) provides programming to address community needs, as outlined in the library's long-range plan of service;
- (10) provides a circulation system that facilitates access to the local library collection and other library catalogs; and provides equipment, technology, and internet connectivity to address community needs and facilitate access to information;
- (11) provides access to current library information in print and online, facilitating the understanding of library services, operations and governance; information provided online shall include the standards referenced in paragraphs (1) through (5) of this subdivision;
- (12) employs a paid director in accordance with the provisions of section 90.8 of this Part;
- (13) provides library staff with annual technology training, appropriate to their position, to address community needs, as outlined in the library's long-range plan of service; and
- (14) establishes and maintains partnerships with other educational, cultural or community organizations which enable the library to address the community's needs, as outlined in the library's long-range plan of service.

(c) Variances. If circumstances over which any public, free association or Indian library has no control prevent it from meeting one or more of the standards of service set forward in subdivision (a) or (b) of this section, such library may apply for a variance for such standard(s). The application for such variance shall be submitted for such library by the public library system of which such library is a member, in a form prescribed by the commissioner. No variance granted pursuant to this subdivision shall be deemed to relieve a public, free association or Indian library of any obligation imposed by any other provision of Federal or State law.

8 CRR-NY 90.2

Current through February 15, 2021

Types of Libraries

	ASSOCIATION LIBRARIES	PUBLIC LIBRARIES		
		Municipal Public Library	School District Public Library	Special District Public Library
HOW ESTABLISHED	By vote of association members or as trustees operating under a will or deed of trust.	By vote of county, city, town or village board; or by petition and referendum.	By vote of school district voters.	By special act of State legislature and vote of special district voters.*
CHARTER	Regents incorporate by charter.	Regents incorporate by charter.	Regents incorporate by charter.	Regents incorporate by charter.
REGISTRATION	Education Department registers. Must meet minimum standards in order to receive public funds.	Education Department registers. Must meet minimum standards in order to receive public funds.	Education Department registers. Must meet minimum standards in order to receive public funds.	Education Department registers. Must meet minimum standards in order to receive public funds.
TAX FUNDS	May receive appropriation from units of government. Also tax levy by vote of municipal or school district voters. Library should sign contract with appropriating unit. May petition municipal and/or school district tax payers for funds.	Budget approved by county, city, town, or village board. Also tax levy by vote of municipal or school district voters. May petition municipal and/or school district tax payers for funds.	Budget approved by school district voters. May also petition for a tax levy from municipalities.	Budget approved by district voters. May also petition for a tax levy from municipalities, unless enactment legislation specifies otherwise.
BONDING AUTHORITY	Not permitted. Requires a special act of legislation through Dormitory Authority of the State of New York (DASNY)	Municipal government may bond if it owns the library building.	School district may bond if it owns the library building.	A municipality may bond on behalf of district if legislation allows.*
BOARD OF TRUSTEES	Number: 5-25. Elected by association members. Term of office: set by charter. Responsible to association membership and to Regents. Residential requirements may be established in bylaws.	Number: 5-15. Approved by municipal governing board; term of office: three or five years if established after 1921.** Responsible to municipal government, public, and Regents. Must be residents of municipality (except village library).	Number: 5-15. Elected by school district voters. Term of office: three or five years (if established after 1921).** Responsible to school district voters and Regents. Must be residents of school district.	Number: determined by enabling legislation. Elected by residents of special district. Term of office: five years or as defined by legislation. Responsible to special district voters and Regents. Residency requirements determined by enabling legislation.
COMMUNITY INVOLVEMENT	Public can join association and may vote for trustees.	Public "owns" library; votes for elected officials who are sympathetic to library needs.	Public "owns" library and votes directly for trustees and budget.	Public "owns" library and votes directly for trustees and budget.
RETIREMENT BENEFITS	May purchase retirement benefits from private vendor. Some may be in State Retirement System if specified in statute.	State Retirement System benefits through municipality.	State Retirement System benefits through school district or independently.	State Retirement System benefits if library district opts to participate.
CIVIL SERVICE	Employees not covered by Civil Service.	Employees subject to Civil Service Law.	Employees subject to Civil Service Law.	Employees subject to Civil Service Law.

* Special library districts are created by act of the New York State Legislature. Each one is different and reflects the particular needs and situation of that district.

There is no comprehensive legal definition of a special library district.

** Became effective January 1, 1999.

Local Votes

Stable, sufficient funding provides the security for a library's operating budget.

Resource - Creating Public Library Districts in New York State: a "how-to" guide					
Developed by Panz Library Consulting, under a contract with New York State Library Development					
http://www.nysl.nysed.gov/libdev/libspldtools/guide/index.html					
Library	Budget Vote Held By	Type of Library	Voters Live In	Budget Vote \$	Date Held
Argyle Free Library	Argyle Central School District	Assoc. Town	School District	\$63,417	5/17/2021
Ballston Spa Public Library	Ballston Spa Central School District	Public Village	School District	\$59,840	5/18/2021
Bancroft Public Library	Salem Central School District	Public Village	School District	\$29,775	5/18/2021
Cambridge Public Library	Cambridge Central School District	Public Village	School District	\$58,000	5/18/2021
Clifton Park-Halfmoon Public Library	Clifton Park-Halfmoon Library District	Special District	Special Legislative District	\$4,830,937	9/23/2021
Corinth Free Library	Corinth Central School District	Assoc. Town	School District	\$65,497	5/18/2021
Crandall Public Library					
Crandall Public Library	Glens Falls, City of	Special District	City	\$5,172,423	11/2/2021
Crandall Public Library	Queensbury, Town of	Special District	Town	\$5,172,423	11/2/2021
Crandall Public Library	Moreau, Town of	Special District	Town	\$5,172,423	11/2/2021
Easton Library	Greenwich Central School District	Assoc. Town	School District	\$44,123	5/18/2021
Galway Public Library	Galway Central School District	School District	School District	\$198,400	6/9/2021
Greenwich Free Library	Greenwich Central School District	Assoc. Town	School District	\$99,837	5/12/2020
Rockwell Falls Public Library	Hadley-Luzerne Central School	School District	School District	\$190,000	6/25/2019
Mechanicville District Public Library	Mechanicville City School District	School District	School District	\$338,677	5/11/2014
Raquette Lake Free Library	Raquette Lake Union Free School District	Assoc. School District	School District	\$11,500	5/18/2021
Richards Library	Warrensburg Central School District	Assoc. Other	School District	\$214,030	6/9/2020
Saratoga Springs Public Library	Saratoga Springs City School District	School District	School District	\$5,205,672	6/17/2021
Schuylerville Public Library	Schuylerville Central School District	School District	School District	\$350,000	5/21/2019
Stillwater Public Library	Stillwater Central School District	School District	School District	\$309,400	5/18/2021
Stony Creek Free Library	Hadley-Luzerne Central School	Assoc. Town	School District	\$19,500	5/18/2021
Waterford Public Library	Waterford Halfmoon-Union Free School District	School District	School District	\$293,608	6/2/2021
Whitehall Free Library	Whitehall Central School District	Assoc. School District	School District	\$15,000	6/2/2021
Woman's Round Lake Improvement Society	Malta, Town of	Assoc. Town	Town	\$339,000	11/8/2016

Statistical Benchmarks & Book Prices

Averages	New York State ¹	SALS Members ²	Your Library
Circulation per capita	5.25	6.23	(p.10)
Print material holdings per capita	6.19	3.53	(p. 11)
Per capita support (income) local public funding	\$70.44	\$58.38	(p. 16)
Per capita operating expenses	\$71.25	\$59.91	(p. 18)
Per capita expenses for library materials	\$5.80	\$4.89	(p. 18)
Budget distribution	66.72% for paid staff; 9.27% for materials	64.31% for paid staff; 8.17% for library materials	(p. 18)

¹ *Bibliostat Connect*, 2020 Annual Report data² *Bibliostat Connect*, 2021 Annual Report data

*SALS-specific data

Average Book Prices 2021
School Library Journal, March 2022

Adult Fiction	
Hardcover.....	\$27.90
Trade Paperback	\$18.32
Adult Nonfiction	
Hardcover.....	\$29.30
Trade paperback	\$22.25
Mass Market Paperback	\$8.32
Children's Hardcover	\$15.97
YA Hardcover	\$19.11
*E-Books:	\$30.46
*E-Audiobooks:	\$66.33

2020/2021 Circulation Data

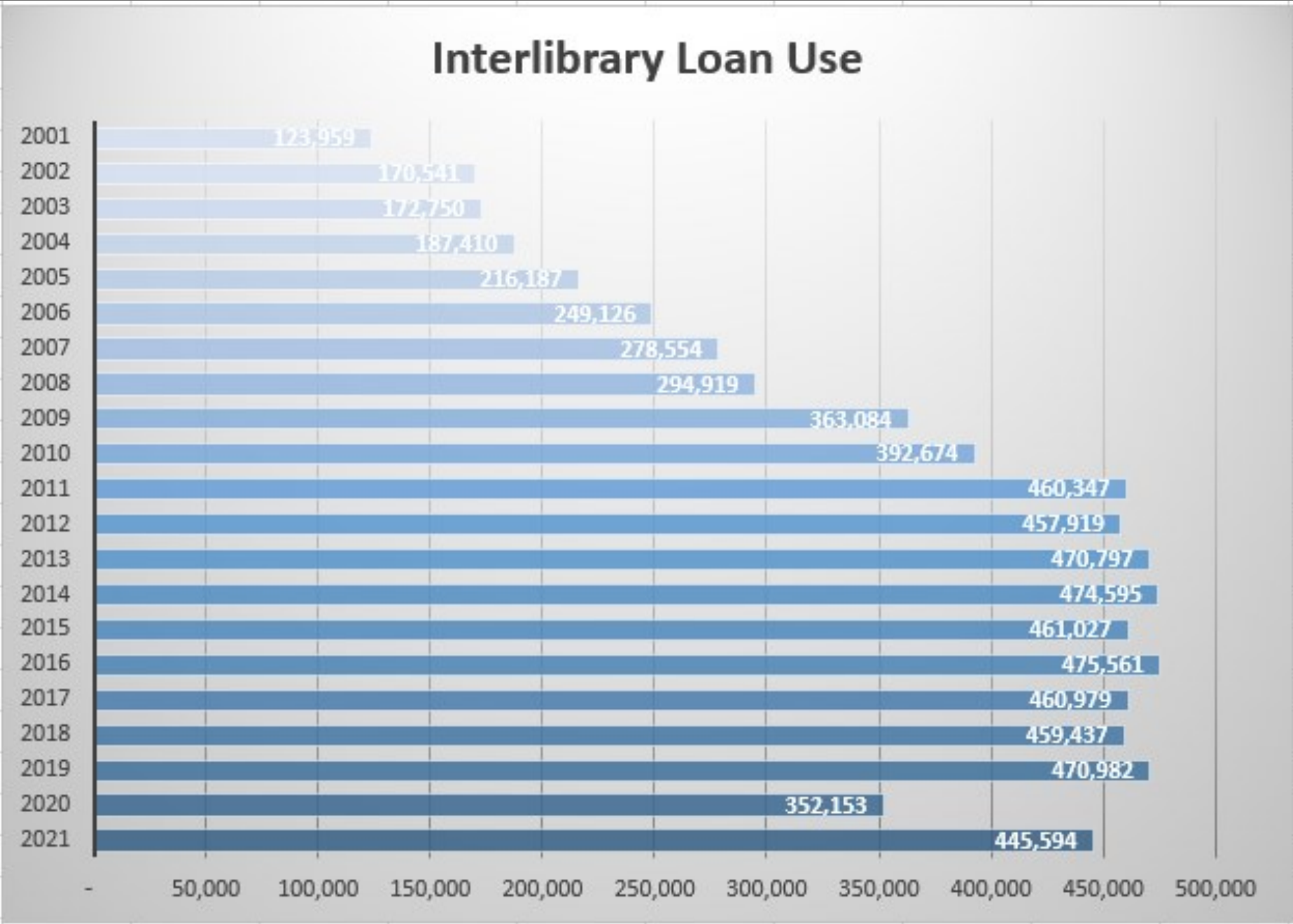
		2010 Census Population	Circulation		2020/2021	Circulation per capita		2020/2021
Library	Type/Area Chartered to Serve		2020	2021	+ or -	2020	2021	+ or - %
Hamilton County								
Indian Lake Public Library, Town of	Public Town	1,352	9,010	12,567	3,557	6.66	9.30	39.48%
Inlet Public Library, Town of	Public Town	333	2,982	4,371	1,389	8.95	13.13	46.58%
Lake Pleasant Public Library, Town of	Public Town	781	6,559	7,844	1,285	8.40	10.04	19.59%
Cornelius V. Whitney Long Lake Public Library	PSD	597	8,327	12,519	4,192	13.95	20.97	50.34%
Raquette Lake Free Library	Association School District	114	2,674	3,458	784	23.46	30.33	29.32%
Total Hamilton County		3,177	29,552	40,759	11,207	9.30	12.83	
Saratoga County								
Ballston Spa Public Library	Public Village	5,409	34,511	40,536	6,025	6.38	7.49	17.46%
Burnt Hills/Ballston Community Public Library	Public Town	8,638	66,118	98,358	32,240	7.65	11.39	48.76%
Clifton Park-Halfmoon Public Library	PSLD	56,138	446,454	549,751	103,297	7.95	9.79	23.14%
Corinth Free Library	Association Town	6,531	12,042	15,341	3,299	1.84	2.35	27.40%
Galway Public Library	PSD	7,029	20,883	25,235	4,352	2.97	3.59	20.84%
Mechanicville District Public Library	PSD	9,536	32,543	31,920	(623)	3.41	3.35	-1.91%
Round Lake/WRLIS Library/Malta Branch	Association Town	14,765	46,024	63,175	17,151	3.12	4.28	37.27%
Saratoga Springs Public Library	PSD	49,070	383,943	463,842	79,899	7.82	9.45	20.81%
Schuylerville Public Library	PSD	9,881	37,507	39,059	1,552	3.80	3.95	4.14%
Stillwater Public Library	PSD	7,444	22,615	20,865	(1,750)	3.04	2.80	-7.74%
Waterford Public Library	PSD	5,784	16,078	17,971	1,893	2.78	3.11	11.77%
Total Saratoga County		180,225	1,118,718	1,366,053	247,335	6.21	7.58	
Warren County								
Bolton Free Library	Association Town	2,326	7,031	8,545	1,514	3.02	3.67	21.53%
Brant Lake/Horicon Free Public Library	Public Town	1,389	4,628	6,465	1,837	3.33	4.65	39.69%
Chester Public Library, Town of	Public Town	3,355	8,025	12,077	4,052	2.39	3.60	50.49%
Glens Falls/Crandall Public Library	PSLD	57,329	263,355	332,017	68,662	4.59	5.79	26.07%
Johnsburg Library, Town of	Public Town	2,395	11,288	12,233	945	4.71	5.11	8.37%
Caldwell-Lake George Library	Association Town	3,515	7,652	9,221	1,569	2.18	2.62	20.50%
Rockwell Falls Public Library	PSD	6,585	9,384	12,051	2,667	1.43	1.83	28.42%
Stony Creek Free Library	Association Town	767	1,760	2,075	315	2.29	2.71	17.90%
Warrensburg/Richards Library	Association Other	5,313	9,938	13,186	3,248	1.87	2.48	32.68%
Total Warren County		82,974	323,061	407,870	84,809	3.89	4.92	
Washington County								
Argyle Free Library	Association Town	3,782	7,526	9,554	2,028	1.99	2.53	26.95%
Cambridge Public Library	Public Village	1,870	13,966	17,941	3,975	7.47	9.59	28.46%
Easton Library	Association Town	2,336	2,685	4,751	2,066	1.15	2.03	76.95%
Fort Edward Free Library	Association Village	3,375	3,093	3,798	705	0.92	1.13	22.79%
Granville/Pember Library & Museum	Public Village	2,543	15,635	10,929	(4,706)	6.15	4.30	-30.10%
Greenwich Free Library	Association Town	4,942	23,344	22,468	(876)	4.72	4.55	-3.75%
Hudson Falls Free Library	Association School District	15,389	8,771	15,812	7,041	0.57	1.03	80.28%
Salem/Bancroft Public Library	Public Town	2,715	11,441	17,172	5,731	4.21	6.32	50.09%
Whitehall Free Library	Association School District	4,939	2,416	3,533	1,117	0.49	0.72	46.23%
Total Washington County		41,891	88,877	105,958	17,081	2.12	2.53	
Grand Total Member Libraries		308,267	1,560,208	1,920,640	360,432	5.06	6.23	23.10%
SALS Population Chartered to Serve for Unserved Localities		45,099	PSLD - Public Special Legislative District		PSD - Public School District			
SALS Population Chartered to Serve		353,366						

*Member libraries share access to 16,805 Electronic Holdings via OverDrive. Double-counted holdings have been removed from county and system totals.

Interlibrary Loan Resource Sharing

		Dec. 2020	Dec. 2021	2021				2020	Total Activity	
Code	Library	Deliveries per Week	Deliveries per Week	Borrowed	Loaned	Borrow more than loan	Total Activity	Total Activity	Change + or -	% Change
	Hamilton County									
IND	Indian Lake Public Library, Town of	3	3	1,118	3,410	(2,292)	4,528	3,697	831	22.5%
ILT	Inlet Public Library, Town of	3	3	344	2,193	(1,849)	2,537	2,044	493	24.1%
LKP	Lake Pleasant Public Library, Town of	3	3	1,223	2,645	(1,422)	3,868	3,172	696	21.9%
LGL	Cornelius V. Whitney Long Lake Public Library	3	3	1,412	2,615	(1,203)	4,027	2,531	1,496	59.1%
RAQ	Raquette Lake Free Library	3	3	423	3,341	(2,918)	3,764	2,476	1,288	52.0%
	Total Hamilton County	15	15	4,520	14,204		18,724	13,920	4,804	34.5%
	Saratoga County									
BAL	Ballston Spa Public Library	5	5	9,264	4,173	5,091	13,437	9,881	3,556	36.0%
BUR	Burnt Hills/Ballston Community Public Library	5	5	14,280	13,995	285	28,275	21,155	7,120	33.7%
CPH	Clifton Park-Halfmoon Public Library	5	5	46,332	32,945	13,387	79,277	63,719	15,558	24.4%
COR	Corinth Free Library	4	4	4,306	3,114	1,192	7,420	5,491	1,929	35.1%
GAL	Galway Public Library	3	3	4,061	7,035	(2,974)	11,096	6,480	4,616	71.2%
MEC	Mechanicville District Public Library	5	5	3,499	13,574	(10,075)	17,073	13,090	3,983	30.4%
RDL	Round Lake/WRLIS Library/Malta Branch	10	10	13,494	8,369	5,125	21,863	17,054	4,809	28.2%
SAR	Saratoga Springs Public Library	5	5	33,696	36,910	(3,214)	70,606	63,102	7,504	11.9%
SVL	Schuylerville Public Library	5	5	10,371	8,077	2,294	18,448	11,890	6,558	55.2%
STI	Stillwater Public Library	5	5	3,936	6,510	(2,574)	10,446	7,630	2,816	36.9%
WAT	Waterford Public Library	5	5	2,076	2,863	(787)	4,939	4,397	542	12.3%
	Total Saratoga County	57	57	145,315	137,565		282,880	223,889	58,991	26.3%
	Warren County									
BOL	Bolton Free Library	2	3	1,139	2,508	(1,369)	3,647	3,397	250	7.4%
BRL	Brant Lake/Horicon Free Public Library	3	3	1376	1,297	79	2,673	1,717	956	55.7%
CHT	Chester Public Library, Town of	3	3	2,827	3,730	(903)	6,557	5,565	992	17.8%
GLE	Glens Falls/Crandall Public Library	5	5	23,693	34,110	(10,417)	57,803	47,110	10,693	22.7%
JBG	Johnsburg Library, Town of	3	3	2,579	4,108	(1,529)	6,687	5,751	936	16.3%
LKG	Caldwell-Lake George Library	3	3	2,185	2,360	(175)	4,545	3,821	724	18.9%
LUZ	Rockwell Falls Public Library	5	5	1,851	1,400	451	3,251	2,573	678	26.4%
STO	Stony Creek Free Library	3	3	359	1,903	(1,544)	2,262	2,001	261	13.0%
WAR	Warrensburg/Richards Library	3	3	4,107	3,573	534	7,680	5,974	1,706	28.6%
	Total Warren County	30	31	40,116	54,989		95,105	77,909	17,196	22.1%
	Washington County									
ARG	Argyle Free Library	5	5	2,600	1,548	1,052	4,148	3,339	809	24.2%
CAM	Cambridge Public Library	5	5	4,033	777	3,256	4,810	3,065	1,745	56.9%
EAS	Easton Library	5	5	530	2,182	(1,652)	2,712	1,859	853	45.9%
FTE	Fort Edward Free Library	5	5	611	1,410	(799)	2,021	1,291	730	56.5%
GRA	Granville/Pember Library & Museum	5	5	3,580	3,229	351	6,809	6,576	233	3.5%
GRN	Greenwich Free Library	5	5	6,861	2,721	4,140	9,582	8,151	1,431	17.6%
HUD	Hudson Falls Free Library	5	5	4,765	5,027	(262)	9,792	6,132	3,660	59.7%
SLM	Salem/Bancroft Public Library	5	5	3,903	3,354	549	7,257	4,779	2,478	51.9%
WHI	Whitehall Free Library	5	5	792	962	(170)	1,754	1,243	511	41.1%
	Total Washington County	45	45	27,675	21,210		48,885	36,435	12,450	34.2%
	Grand Total	147	148	217,626	227,968		445,594	352,153	93,441	26.5%

Interlibrary Loan Resource Sharing



Library Operations

Library	Library Visits	Library Visits per capita	Programs Held	Program Attend.	Registered Borrowers	Hours Open/ week	SQ.FT.	Year of Last Major Renovation/ Addition	In-Library Uses of Public PC's	#WiFi Access /year	Paid Staff FTE	FTE Hours/ Week
Hamilton County												
Indian Lake Public Library, Town of	5,097	3.77	136	1,390	1,296	35	3,750	2002	332	9,455	3.7	26
Inlet Public Library, Town of	6,321	18.98	6	34	852	14	1,500	2016	841	3,321	0.57	40
Lake Pleasant Public Library, Town of	7,117	9.11	112	1,625	1,459	30	1,164	2015	452	4,028	3.0	40
Cornelius V. Whitney Long Lake Public Library	8,108	13.58	14	215	1,272	28	3,130	2012	407	2,400	2.5	39
Raquette Lake Free Library	3,699	32.45	-	-	747	21	1,364	2009	79	3,994	1.2	21
Total Hamilton County	30,342	9.55	268	3,264	5,626				2,111	23,198	10.4	
Saratoga County												
Ballston Spa Public Library	48,010	5.56	18	107	3,954	37	11,000	2008	1,113	993	3.4	40
Burnt Hills/Ballston Community Public Library	20,677	3.82	257	3,417	6,082	51	6,660	2016	277	5,580	8.8	35
Clifton Park-Halfmoon Public Library	129,169	2.30	294	3,604	39,158	70	55,000	2006	10,076	28,668	41.1	35
Corinth Free Library	14,164	2.17	99	655	1,769	35	3,434	1988	331	1,144	2.0	35
Galway Public Library	10,611	1.51	51	320	1,861	36	1,800	N/A	286	1,056	3.1	35
Mechanicville District Public Library	58,015	6.08	186	3,133	4,609	43	8,136	2013	32,206	1,495	4.5	35
Round Lake/WRLIS Library/Malta Branch	24,915	1.69	40	262	3,770	55/55	2,000/5,300	2018/2009	1,380	1,657	8.2	40
Saratoga Springs Public Library	95,939	1.96	1,865	8,136	41,042	70	58,000	1995	3,716	8,276	51.2	35
Schuylerville Public Library	18,628	1.89	240	4,212	2,317	54	3,120	2019	1,079	1,368	4.9	40
Stillwater Public Library	14,282	1.92	249	2,053	1,614	50	2,650	2008	325	1,353	4.1	35
Waterford Public Library	14,624	2.53	131	624	2,397	38	3,000	2018	1,232	719	2.8	35
Total Saratoga County	449,034	2.49	3,430	26,523	108,573				52,021	52,309	133.9	
Warren County												
Bolton Free Library	20,500	8.81	35	550	1,798	37	3,600	2015	1,309	1,601	1.1	37
Brant Lake/Horicon Free Public Library	1,761	1.27	-	-	488	20	1,800	N/A	87	2,578	2.0	35
Chester Public Library, Town of	4,304	1.28	-	30	1,489	31	3,500	2001	265	2,477	1.8	40
Glens Falls/Crandall Public Library	109,548	1.91	300	7,174	33,847	56	52,500	2008	6,168	13,942	50.0	35
Johnsburg Library, Town of	3,282	1.37	25	760	1,366	24	4,000	1999	190	3,513	1.7	32
Caldwell-Lake George Library	6,833	1.94	62	764	739	35	2,105	1971	246	1,971	1.9	40
Rockwell Falls Public Library	7,500	1.14	36	152	1,434	40	4,000	1999	431	1,661	2.7	40
Stony Creek Free Library	1,657	2.16	116	1,627	294	20	1,680	1994	38	707	1	20
Warrensburg/Richards Library	6,248	1.18	41	197	1,764	36	8,530	2013	603	2,532	3.4	40
Total Warren County	161,633	1.95	615	11,254	43,219				9,337	30,982	65.5	
Washington County												
Argyle Free Library	2,869	0.76	94	772	768	28	2,185	2011	172	1,840	2.1	30
Cambridge Public Library	49,734	26.60	43	440	2,121	30	4,032	1986	487	18,200	2.8	30
Easton Library	2,443	1.05	72	460	326	25	3,100	2018	82	574	1.5	25
Fort Edward Free Library	2,820	0.84	5	84	327	30	3,600	1996	94	298	1.3	30
Granville/Pember Library & Museum	13,641	5.36	20	330	2,370	25	3,000	2019	520	1,755	3.0	35
Greenwich Free Library	11,915	2.41	2	33	3,063	45	5,540	2021	800	4,157	2.2	38
Hudson Falls Free Library	5,435	0.35	174	490	1,591	40	3,850	2006	201	316	2.6	35
Salem/Bancroft Public Library	7,873	2.90	82	488	1,605	35	1,776	2021	722	3,929	1.1	40
Whitehall Free Library	1,663	0.34	66	478	771	25	3,488	2020	225	2,300	1.6	25
Total Washington County	98,393	2.35	558	3,575	12,942				3,303	33,369	18.2	
Grand Total	739,402	2.40	4,871	44,616	170,360				66,772	139,858	228.1	

2021 Library Program of the Year

Due to the extraordinary circumstances SALS and its member libraries are currently facing due to the COVID-19 pandemic, the Program of the Year Award was discontinued for the 2019, 2020 and 2021 program years.

We look forward to recognizing the hard work our member libraries put forth in 2022 to innovate ways to provide programming remotely during this time at the May 2023 Annual Meeting.

Previous winners

- 2018 Crandall Public Library: *Southern Adirondack Network Guide (SANG)*
Cambridge Public Library/Greenwich Free Library/Schuylerville Public Library: *Better Readers Program*
- 2017 Mechanicville District Public Library: *Farmer's Market/Community Garden Program*
- 2016 Schuylerville Public Library: *Counting Down to Kindergarten*
- 2015 Clifton Park-Halfmoon Public Library: *Tuesday Bridges*
Crandall Public Library: *Crandall Cares/It's Cold Out There*
- 2014 Argyle Free Library: *Underground Railroad Program*
Cambridge Public Library: *Geek Squad Program*
- 2013 Stony Creek Free Library: *Joe McChesney Showcase*
Clifton Park-Halfmoon Public Library: *The Holocaust Revisited: A Retrospective Review*
- 2012 Saratoga Springs Public Library: *Sensory Story Time* and *The Sunday Club*
Town of Ballston Community Library: *Home Delivery Book Program*
- 2011 Clifton Park-Halfmoon Public Library: *Senior Expo*
Stony Creek Free Library: *The Dirty Dozen Garden Club*

Local Public Funds

			Local Funding from Chartered Service Area				Other Local Funding					Local Public Funds	
	Type/Area Chartered to Serve	2010 Census Population Chartered to Serve	Town, City or Special	Village	School	Chartered Local Per Capita	Town or City	Village	School	Other	County Aid	Total	Per capita
Hamilton County													
Indian Lake Public Library, Town of	Public Town	1,352	228,549			169.05					3,010	231,559	171.27
Inlet Public Library, Town of	Public Town	333	26,654			80.04			3,000		1,150	30,804	92.50
Lake Pleasant Public Library, Town of	Public Town	781	92,826			118.86					2,175	95,001	121.64
Cornelius V. Whitney Long Lake Public Library	PSD	597				-					2,865	2,865	4.80
Raquette Lake Free Library	Assoc. School District	114			11,500	100.88	20,000				1,150	32,650	286.40
Total Hamilton County		3,177	\$ 348,029	\$ -	\$11,500	\$ 113.17	\$ 20,000	\$ -	\$ 3,000	\$ -	\$ 10,350	\$ 392,879	\$ 123.66
Saratoga County													
Ballston Spa Public Library	Public Village	5,409		78,781		14.56	41,000		59,840			179,621	33.21
Burnt Hills/Ballston Community Public Library	Public Town	8,638	592,739			68.62	46,000					638,739	73.95
Clifton Park-Halfmoon Public Library	PSLD	56,138	4,606,725			82.06						4,606,725	82.06
Corinth Free Library	Assoc. Town	6,531	15,000			2.30		14,500	63,954			93,454	14.31
Galway Public Library	PSD	7,029			184,680	26.27						184,680	26.27
Mechanicville District Public Library	PSD	9,536			361,743	37.93						361,743	37.93
Round Lake/WRLIS Library/Malta Branch	Assoc. Town	14,765	339,000			22.96						339,000	22.96
Saratoga Springs Public Library	PSD	49,070			5,205,672	106.09						5,205,672	106.09
Schuylerville Public Library	PSD	9,881			350,000	35.42						350,000	35.42
Stillwater Public Library	PSD	7,444			297,565	39.97						297,565	39.97
Waterford Public Library	PSD	5,784			293,608	50.76						293,608	50.76
Total Saratoga County		180,225	\$ 5,553,464	\$ 78,781	\$ 6,693,268	\$ 68.39	\$ 87,000	\$ 14,500	\$ 123,794	\$ -	\$ -	\$ 12,550,807	\$ 69.64
Warren County													
Bolton Free Library	Assoc. Town	2,326	65,000			27.94					2,723	67,723	29.12
Brant Lake/Horicon Free Public Library	Public Town	1,389	3,000			2.16					2,260	5,260	3.79
Chester Public Library, Town Of	Public Town	3,355	66,757			19.90					3,712	70,469	21.00
Glens Falls/Crandall Public Library	PSLD	57,329	3,696,114			64.47					26,400	3,722,514	64.93
Johnsburg Library, Town Of	Public Town	2,395	72,500			30.27					5,230	77,730	32.46
Caldwell-Lake George Library	Assoc. Town	3,515	74,700			21.25					3,753	78,453	22.32
Rockwell Falls Public Library	PSD	6,585			190,053	28.86						190,053	28.86
Stony Creek Free Library	Assoc. Town	767	25,000		19,500	58.02					2,200	46,700	60.89
Warrensburg/Richards Library	Assoc. Other	5,313			214,030	40.28					5,215	219,245	41.27
Total Warren County		82,974	\$ 4,003,071	\$ -	\$ 423,583	\$ 53.35	\$ -	\$ -	\$ -	\$ -	\$ 51,493	\$ 4,478,147	\$ 53.97
Washington County													
Argyle Free Library	Assoc. Town	3,782	12,000			3.17		500	63,417			75,917	20.07
Cambridge Public Library	Public Village	1,870		25,041		13.39	3,700		58,000			86,741	46.39
Easton Library	Assoc. Town	2,336	29,000			12.41			42,636			71,636	30.67
Fort Edward Free Library	Assoc. Village	3,375		5,000		1.48	7,500					12,500	3.70
Granville/Pember Library & Museum	Public Village	2,543		18,500		7.27	-					18,500	7.27
Greenwich Free Library	Assoc. Town	4,942	25,000			5.06		14,000	99,843			138,843	28.09
Hudson Falls Free Library	Assoc. School District	15,389			30,000	1.95	30,000	27,428				87,428	5.68
Salem/Bancroft Public Library	Public Town	2,715	29,000			10.68			29,775			58,775	21.65
Whitehall Free Library	Assoc. School District	4,939			15,000	3.04	10,000					25,000	5.06
Total Washington County		41,891	\$ 95,000	\$ 48,541	\$ 45,000	\$ 4.50	\$ 51,200	\$ 41,928	\$ 293,671			\$ 575,340	\$ 13.73
Grand Total													
		308,267	\$ 9,999,564	\$ 127,322	\$ 7,173,351	\$ 56.12	\$ 158,200	\$ 56,428	\$ 420,465	\$ -	\$ 61,843	\$ 17,997,173	\$ 58.38
PSLD - Public Special Legislative District PSD - Public School District													

PSLD - Public Special Legislative District PSD - Public School District

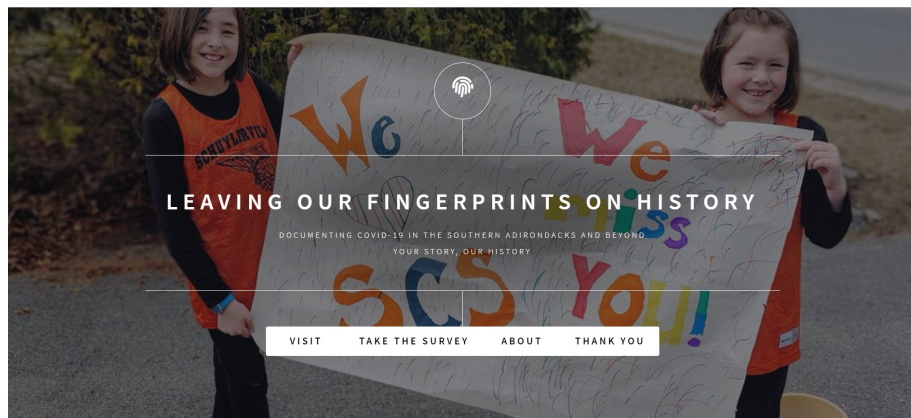
Operating Fund Receipts

Library	Total Local Public Funds	System Cash Grants to Member Library Designated State & Other Aid		Other State & Federal Aid	Gifts & Endow - ments	Other				Operating Fund Receipts		2010 Census Population Chartered to Serve	
		Local Library Services Aid	CLDA, Other State & Other			Fund Raising	Investment Income	Library Charges/ Fines	Other Misc.	Total	Per capita		
Hamilton County													
Indian Lake Public Library, Town of	\$231,559	\$1,771	\$0	\$0	\$1,031	\$0	\$125	\$699	\$0	\$235,185	\$ 173.95	1,352	
Inlet Public Library, Town of	\$30,804	\$1,771	\$0	\$1,149	\$49,111	\$140	\$3	\$439	\$5,438	\$88,855	266.83	333	
Lake Pleasant Public Library, Town of	\$95,001	\$1,771	\$4,262	\$0	\$7,712	\$0	\$15	\$1,454	\$5,000	\$115,215	147.52	781	
Cornelius V. Whitney Long Lake Public Library	\$2,865	\$1,245	\$0	\$0	\$20,000	\$611	\$0	\$931	\$7,132	\$32,784	54.91	597	
Raquette Lake Free Library	\$32,650	\$1,771	\$0	\$0	\$6,186	\$35,075	\$99	\$107	\$1,599	\$77,487	679.71	114	
Total Hamilton County	\$ 392,879	\$ 8,329	\$ 4,262	\$ 1,149	\$ 84,040	\$ 35,826	\$ 242	\$ 3,630	\$ 19,169	\$ 549,526	\$ 172.97	3,177	
Saratoga County													
Ballston Spa Public Library	\$179,621	\$1,977	\$0	\$0	\$2,778	\$1,080	\$32	\$1,654	\$0	\$187,142	\$ 34.60	5,409	
Burnt Hills/Ballston Community Public Library	\$638,739	\$3,159	\$6,102	\$96,845	\$2,542	\$0	\$0	\$6,195	\$18,437	\$772,019	89.37	8,638	
Clifton Park-Halfmoon Public Library	\$4,606,725	\$20,539	\$4,482	\$13,150	\$7,560	\$0	\$0	\$20,761	\$0	\$4,673,217	83.25	56,138	
Corinth Free Library	\$93,454	\$2,389	\$0	\$0	\$35,039	\$0	\$1,359	\$1,147	\$498	\$133,886	20.50	6,531	
Galway Public Library	\$184,680	\$2,009	\$223	\$0	\$6,312	\$0	\$162	\$2,071	\$260	\$195,717	27.84	7,029	
Mechanicville District Public Library	\$361,743	\$3,488	\$0	\$0	\$300	\$0	\$0	\$2,915	\$11,004	\$379,450	39.79	9,536	
Round Lake/WRLIS Library/Malta Branch	\$339,000	\$5,401	\$1,000	\$0	\$578	\$0	\$7,386	\$3,030	\$831	\$357,226	24.19	14,765	
Saratoga Springs Public Library	\$5,205,672	\$14,028	\$0	\$31,547	\$13,293	\$6,000	\$112,065	\$11,317	\$53,253	\$5,447,175	111.01	49,070	
Schuylerville Public Library	\$350,000	\$2,824	\$240	\$3,000	\$3,221	\$0	\$0	\$1,383	\$1,616	\$362,284	36.66	9,881	
Stillwater Public Library	\$297,565	\$2,129	\$158	\$0	\$5,766	\$40,338	\$190	\$596	\$1,833	\$348,575	46.83	7,444	
Waterford Public Library	\$293,608	\$2,408	\$1,434	\$0	\$1,844	\$0	\$90	\$2,381	\$1,013	\$302,778	52.35	5,784	
Total Saratoga County	\$ 12,550,807	\$ 60,351	\$ 13,639	\$ 144,542	\$ 79,233	\$ 47,418	\$ 121,284	\$ 53,450	\$ 88,745	\$ 13,159,469	\$ 73.02	180,225	
Warren County													
Bolton Free Library	\$67,723	\$1,771	\$5,000	\$0	\$11,502	\$35,406	\$149	\$552	\$0	\$122,103	\$ 52.49	2,326	
Brant Lake/Horicon Free Public Library	\$5,260	\$1,771	\$0	\$0	\$1,134	\$0	\$0	\$180	\$1,638	\$3,983	7.19	1,389	
Chester Public Library, Town of	\$70,469	\$1,771	\$5,000	\$0	\$18,714	\$0	\$21	\$697	\$0	\$96,672	28.81	3,355	
Glens Falls/Crandall Public Library	\$3,722,514	\$20,974	\$204,092	\$16,101	\$69,708	\$68,635	\$327,314	\$27,939	\$21,675	\$4,478,952	78.13	57,329	
Johnsburg Library, Town of	\$77,730	\$1,771	\$0	\$0	\$9,955	\$0	\$12	\$508	\$1,700	\$91,676	38.28	2,395	
Caldwell-Lake George Library	\$78,453	\$1,771	\$0	\$0	\$11,741	\$0	\$857	\$433	\$3,418	\$96,673	27.50	3,515	
Rockwell Falls Public Library	\$190,053	\$1,110	\$0	\$0	\$3,433	\$0	\$172	\$1,875	\$1,344	\$197,987	30.07	6,585	
Stony Creek Free Library	\$46,700	\$1,771	\$0	\$0	\$5,500	\$2,894	\$0	\$229	\$0	\$57,094	74.44	767	
Warrensburg/Richards Library	\$219,245	\$1,944	\$2,800	\$0	\$25,632	\$998	\$28	\$2,034	\$689	\$253,370	47.69	5,313	
Total Warren County	\$ 4,478,147	\$ 34,654	\$ 216,892	\$ 16,101	\$ 157,319	\$ 107,933	\$ 328,553	\$ 34,447	\$ 30,464	\$ 5,404,510	\$ 65.13	82,974	
Washington County													
Argyle Free Library	\$75,917	\$1,771	\$5,000	\$0	\$9,826	\$11,859	\$927	\$343	\$1,845	\$107,488	\$ 28.42	3,782	
Cambridge Public Library	\$86,741	\$1,771	\$0	\$0	\$437	\$0	\$19	\$331	\$0	\$89,299	47.75	1,870	
Easton Library	\$71,636	\$1,771	\$0	\$0	\$8,288	\$0	\$74	\$0	\$0	\$81,769	35.00	2,336	
Fort Edward Free Library	\$12,500	\$1,771	\$745	\$0	\$28,898	\$0	\$0	\$320	\$21,701	\$65,935	19.54	3,375	
Granville/Pember Library & Museum	\$18,500	\$995	\$0	\$0	\$93,529	\$3,621	\$6,180	\$1,067	\$71,013	\$194,905	76.64	2,543	
Greenwich Free Library	\$138,843	\$1,807	\$0	\$0	\$80,640	\$5,325	\$60	\$2,207	\$2,160	\$231,042	46.75	4,942	
Hudson Falls Free Library	\$87,428	\$5,629	\$0	\$0	\$750	\$1,913	\$3,170	\$824	\$8,983	\$108,697	7.06	15,389	
Salem/Bancroft Public Library	\$58,775	\$1,771	\$5,000	\$12,807	\$8,495	\$0	\$311	\$1,477	\$10,282	\$98,918	36.43	2,715	
Whitehall Free Library	\$25,000	\$1,806	\$0	\$0	\$1,798	\$4,065	\$0	\$13	\$0	\$32,682	6.62	4,939	
Total Washington County	\$ 575,340	\$ 19,092	\$ 10,745	\$ 12,807	\$ 232,661	\$ 26,783	\$ 10,741	\$ 6,582	\$ 115,984	\$ 1,010,735	\$ 24.13	41,891	
Grand Total	\$ 17,997,173	\$ 122,426	\$ 245,538	\$ 174,599	\$ 553,253	\$ 217,960	\$ 460,820	\$ 98,109	\$ 254,362	\$ 20,124,240	\$ 65.28		

Operating Fund Expenditures

Library	Salaries & Benefits		Library Materials			Capital Expense	Building & Maint.	Misc. & Other	Contracts with Libraries/ Systems	Debt Service	All Other Expenses %	Total	\$ per capita
	\$	%	\$	%	\$ per capita	\$	\$	\$	\$		%	\$	\$ per capita
Hamilton County													
Indian Lake Public Library, Town Of	\$ 148,378	77.52%	\$ 19,575	10.23%	\$ 14.48	\$ -	\$ 6,729	\$ 10,307	\$ 6,418	-	12.25%	\$ 191,407	\$ 141.57
Inlet Public Library, Town Of	21,048	29.70%	7,652	10.80%	22.98	27,343	9,099	4,205	1,525	-	59.50%	70,872	212.83
Lake Pleasant Public Library, Town of	82,991	82.03%	4,879	4.82%	6.25	-	-	9,912	3,395	-	13.15%	101,177	129.55
Cornelius V. Whitney Long Lake Public Library	85,964	36.85%	18,284	7.84%	30.63	88,985	15,953	21,500	2,608	-	55.31%	233,294	390.78
Raquette Lake Free Library	27,487	53.46%	12,539	24.39%	109.99	-	5,882	3,159	2,350	-	22.15%	51,417	451.03
Total Hamilton County	\$ 365,868	56.45%	\$ 62,929	9.71%	\$ 19.81	\$ 116,328	\$ 37,663	\$ 49,083	\$ 16,296	\$ -	33.84%	\$ 648,167	\$ 204.02
Saratoga County													
Ballston Spa Public Library	\$ 130,410	69.97%	\$ 7,026	3.77%	\$ 1.30	-	\$ 31,712	\$ 7,737	\$ 9,489	-	26.26%	\$ 186,374	\$ 34.46
Burnt Hills/Ballston Community Public Library	384,744	59.37%	64,101	9.89%	7.42	31,674	89,719	54,988	22,795	-	30.74%	648,021	75.02
Clifton Park-Halfmoon Public Library	2,450,856	57.17%	305,779	7.13%	5.45	-	261,296	431,253	110,764	726,855	35.69%	4,286,803	76.36
Corinth Free Library	83,030	71.59%	8,456	7.29%	1.29	-	14,453	5,316	4,732	-	21.12%	115,987	17.76
Galway Public Library	118,709	65.04%	13,674	7.49%	1.95	-	22,549	21,241	6,339	-	27.47%	182,512	25.97
Mechanicville District Public Library	214,510	64.46%	45,575	13.70%	4.78	-	22,014	40,042	10,620	-	21.84%	332,761	34.90
Round Lake/WRLIS Library/Malta Branch	265,399	69.37%	38,488	10.06%	2.61	-	17,452	43,602	17,623	-	20.57%	382,564	25.91
Saratoga Springs Public Library	3,536,051	78.52%	362,014	8.04%	7.38	32,050	235,360	219,190	118,893	-	13.44%	4,503,558	91.78
Schuylerville Public Library	246,802	71.60%	22,282	6.46%	2.26	-	21,597	45,875	8,141	-	21.94%	344,697	34.88
Stillwater Public Library	215,228	61.84%	23,070	6.63%	3.10	-	13,589	88,540	7,602	-	31.53%	348,029	46.75
Waterford Public Library	179,916	61.63%	26,198	8.97%	4.53	1,634	53,077	25,540	5,559	-	29.39%	291,924	50.47
Total Saratoga County	\$ 7,825,655	67.33%	\$ 916,663	7.89%	\$ 5.09	\$ 65,358	\$ 782,818	\$ 983,324	\$ 322,557	\$ 726,855	24.79%	\$ 11,623,230	\$ 64.49
Warren County													
Bolton Free Library	\$ 55,081	53.19%	\$ 7,971	7.70%	\$ 3.43	\$ 17,720	\$ 9,893	\$ 9,641	\$ 3,255	-	39.12%	\$ 103,561	\$ 44.52
Brant Lake/Horicon Free Public Library	-	0.00%	6,638	67.56%	4.78	-	-	3,187	-	-	32.44%	9,825	7.07
Chester Public Library, Town Of	59,699	69.59%	9,526	11.11%	2.84	-	152	10,690	5,714	-	19.30%	85,781	25.57
Glens Falls/Crandall Public Library	2,684,800	61.11%	381,759	8.69%	6.66	-	223,856	362,115	90,160	650,863	30.20%	4,393,553	76.64
Johnsburg Library, Town Of	52,457	79.86%	4,806	7.32%	2.01	-	-	2,523	5,902	-	12.83%	65,688	27.43
Caldwell-Lake George Library	68,944	60.66%	6,615	5.82%	1.88	-	18,746	15,999	3,354	-	33.52%	113,658	32.34
Rockwell Falls Public Library	104,276	65.45%	8,549	5.37%	1.30	3,486	23,812	16,180	3,015	-	29.18%	159,318	24.19
Stony Creek Free Library	15,387	32.40%	5,780	12.17%	7.54	-	20,086	4,513	1,724	-	55.43%	47,490	61.92
Warrensburg/Richards Library	125,435	64.07%	14,017	7.16%	2.64	-	26,900	24,629	4,809	-	28.77%	195,790	36.85
Total Warren County	\$ 3,166,079	61.18%	\$ 445,661	8.61%	\$ 5.37	\$ 21,206	\$ 323,445	\$ 449,477	\$ 117,933	\$ 650,863	30.20%	\$ 5,174,664	\$ 62.36
Washington County													
Argyle Free Library	\$ 51,201	62.24%	\$ 8,608	10.46%	\$ 2.28	-	\$ 5,679	\$ 14,613	\$ 2,168	-	27.30%	\$ 82,269	\$ 21.75
Cambridge Public Library	59,227	60.71%	14,777	15.15%	7.90	-	10,373	7,998	5,182	-	24.14%	97,557	52.17
Easton Library	33,229	53.27%	8,289	13.29%	3.55	-	6,709	11,608	2,543	-	33.44%	62,378	26.70
Fort Edward Free Library	30,855	44.66%	6,833	9.89%	2.02	-	12,220	16,250	2,933	-	45.45%	69,091	20.47
Granville/Pember Library & Museum	85,220	44.82%	5,273	2.77%	2.07	-	15,661	79,003	4,997	-	52.41%	190,154	74.78
Greenwich Free Library	95,775	58.22%	11,294	6.87%	2.29	-	18,909	29,768	8,768	-	34.92%	164,514	33.29
Hudson Falls Free Library	89,410	71.20%	11,968	9.53%	0.78	-	12,272	8,010	3,917	-	19.27%	125,577	8.16
Salem/Bancroft Public Library	47,867	24.61%	13,169	6.77%	4.85	108,361	-	20,735	4,344	-	68.62%	194,476	71.63
Whitehall Free Library	27,064	72.52%	3,474	9.31%	0.70	-	135	4,820	1,827	-	18.17%	37,320	7.56
Total Washington County	\$ 519,848	50.80%	\$ 83,685	8.18%	\$ 2.00	\$ 108,361	\$ 81,958	\$ 192,805	\$ 36,679	\$ -	41.02%	\$ 1,023,336	\$ 24.43
Grand Total	\$11,877,450	64.31%	\$1,508,938	8.17%	\$ 4.89	\$ 311,253	\$ 1,225,884	\$ 1,674,689	\$ 493,465	\$ 1,377,718	20.06%	\$ 18,469,397	\$ 59.91

Continuing Education, Consulting, & Outreach



Continuing Education

- Adult Program Swap
- Census Workshop
- Grant Writing
- League of New Directors
- New Director Training
- Polaris
- Tech-After-Lunch
- WordPress sites
- Youth Services

Attendance

- 49 Sessions
- 348 Participants

Consulting

- Annual Report
- Library Management
- Strategic planning

Attendance

- 9 Sessions
- 86 Participants

Outreach/Partnerships

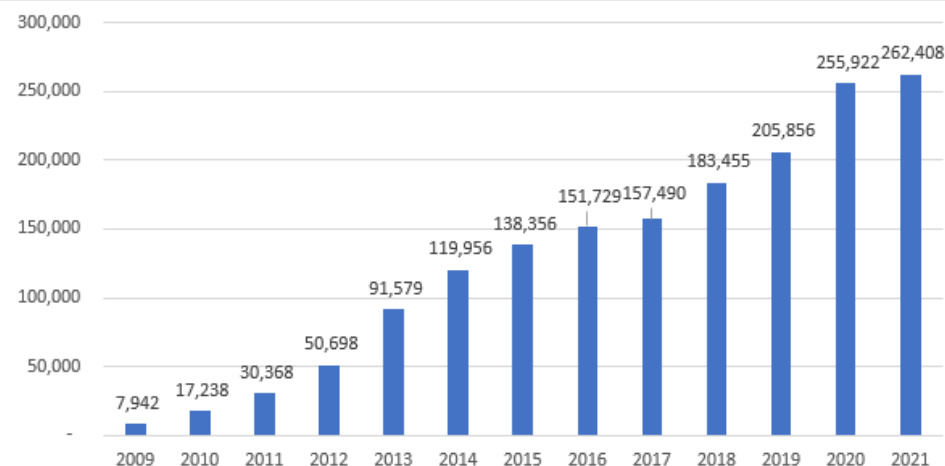
- Leaving Our Fingerprints
- Infomingle
- Farm-2-Library
- Outreach Coordinators
- COSAC

Attendance

- 18 Sessions
- 96 Participants

Technology

OVERDRIVE CHECKOUTS 2021



WEBSITE TRAFFIC 2021

Hamilton County		Warren County	
IND	23,134	BOL	49,861
ILT	14,533	BRL	3,600
LKP	13,556	CHT	14,083
LGL	19,051	GLE	243,705
RAQ	15,112	JBG	16,570
Total Hamilton County	85,386	LKG	28,078
		LUZ	41,829
		STO	10,351
		WAR	48,673
		Total Warren County	456,750
Saratoga County		Washington County	
BAL	49,946	ARG	22,536
BUR	94,459	CAM	23,113
CPH	513,464	EAS	18,958
COR	17,710	FTE	21,125
GAL	65,807	GRA	48,615
MEC	40,787	GRN	70,173
RDL/Malta	107,584	HUD	27,617
SAR	213,058	SLM	58,521
SVL	35,382	WHI	19,260
STI	34,783		
WAT	25,586		
Total Saratoga County	1,198,566	Total Washington County	309,918

WIRELESS SESSIONS 2021

Hamilton County	
Indian Lake Public Library, Town of	9,455
Inlet Public Library, Town of	3,321
Lake Pleasant Public Library, Town of	4,028
Cornelius V. Whitney Long Lake Public Library	2,400
Raquette Lake Free Library	3,994
Total Hamilton County	23,198
Saratoga County	
Ballston Spa Public Library	993
Burnt Hills/Ballston Community Public Library	5,580
Clifton Park-Halfmoon Public Library	28,668
Corinth Free Library	1,144
Galway Public Library	1,056
Mechanicville District Public Library	1,495
Round Lake/WRLIS Library/Malta Branch	1,657
Saratoga Springs Public Library	8,276
Schuylerville Public Library	1,368
Stillwater Public Library	1,353
Waterford Public Library	719
Total Saratoga County	52,309
Warren County	
Bolton Free Library	1,601
Brant Lake/Horicon Free Public Library	2,578
Chester Public Library, Town of	2,477
Glens Falls/Crandall Public Library	13,942
Johnsburg Library, Town of	3,513
Caldwell-Lake George Library	1,971
Hadley-Luzerne Public Library	1,661
Stony Creek Free Library	707
Warrensburg/Richards Library	2,532
Total Warren County	30,982
Washington County	
Argyle Free Library	1,840
Cambridge Public Library	18,200
Easton Library	574
Fort Edward Free Library	298
Granville/Pember Library & Museum	1,755
Greenwich Free Library	4,157
Hudson Falls Free Library	316
Salem/Bancroft Public Library	3,929
Whitehall Free Library	2,300
Total Washington County	33,369

Challenge Grants

Challenge Grants enable member libraries to: Embrace change, innovate, and develop new services

**SALS Challenge Grants 2021:
\$53,567.00**

Continuing Education Challenge Grant Recipients:

- ◆ Fort Edward Free Library
 - ◆ Course at SUNY Adirondack
- ◆ Pember Library & Museum
 - ◆ Workshops
- ◆ Town of Ballston Community Library
 - ◆ Attend NYLA
- ◆ Round Lake Library
 - ◆ Attend PLA

Construction Challenge Grant Recipients:

- ◆ Argyle Free Library
 - ◆ Create new circulation area
- ◆ Bolton Free Library
 - ◆ Redesign the library circulation desk
- ◆ Bancroft Public Library
 - ◆ Install handicap operator hardware
- ◆ Clifton Park-Halfmoon Public Library
 - ◆ Replace furniture
- ◆ Pember Library & Museum
 - ◆ Painting
- ◆ The Richards Library
 - ◆ Electrical existing conditions survey
- ◆ Rockwell Falls Public Library
 - ◆ Replace carpet
- ◆ Town of Ballston Community Library
 - ◆ Library accessible doors
- ◆ Town of Chester Public Library
 - ◆ Replace windows
- ◆ Town of Indian Lake Public Library
 - ◆ Replace siding
- ◆ Town of Lake Pleasant Public Library
 - ◆ Landscaping
- ◆ Waterford Public Library
 - ◆ LEDS

Designated Fund Distribution

SALS Designated Funds

Central Library Development Aid/Central Book Aid (CLDA/CBA)

State Aid for the implementation of the program and priorities of the central library as described in the library system’s approved Five-Year Plan of Service.

Total Amount: \$204,092

Local Library Support Aid (LLSA)

\$0.31 per capita or \$1,500, whichever is greater. Grant includes \$18,349 of withheld 2020 funds released by NYS in 2021.

SALS Source: New York State categorical aid

Total Amount: \$130,801

County Aid

County Aid is a SALS pass-through disbursement. It was calculated for 2021 grants as follows:

Hamilton: Minimum \$1,150, balance based on circulation. Total \$11,500

Saratoga: Purchased OverDrive – downloadable e-content for Saratoga County member libraries. Total \$35,000

Warren: \$26,400 to Crandall, minimum \$2,200, balance based on circulation. Total \$55,000

Source: Each county

Total Amount: \$101,500

County Youth Grants

Awards to enhance library services for youth through programming.

Source: Saratoga County Youth Bureau

Total Amount: \$1,120

NYS Adult & Family Literacy Programs

State funding to help library systems and libraries offer services to improve adult literacy on the job and in the home and provide family literacy services to children and their parents or caregivers.

Total Amount: \$14,134

State Aid for Library Construction

Argyle Free Library \$26,250; Crandall Public Library \$172,500; Rockwell Falls Public Library \$21,165; Schuylerville Public Library \$119,850, and Town of Ballston Community Library \$39,191.

The ranking process and recommendation for funding amounts are determined by law, Education Commissioner’s Regulation, and criteria developed by SALS’ Board of Trustees as approved by the NYS Education Department.

Source: NYS categorical aid

Total Amount: \$378,956

\$830,603 distributed to member libraries

SALS Treasurer's Report

General Fund

Balance, December 31, 2020

\$ 2,033,386

Receipts:

State Aid	\$ 1,990,053
Federal Aid	\$ 39,930
Income from Investments	1,148
County Aid for Member Libraries	103,740
Reimbursement of Prior Year Expenses - General Fund	11,448
Reimbursement of Joint Automation Fees - Member Libraries	465,241
Miscellaneous	6,433

\$ 2,617,993

\$ 4,651,379

Disbursements:

Grants to Member Libraries & Others - LLSA, Technology and Construction Challenge Grants, Automation, Technology Grant, NYS Literacy, Marc records & Other	\$ 363,079
Grants to Correctional Facilities and County Jails	20,724
Joint Automation Fees - Member Libraries	483,718
Delivery Service	207,379
County Aid for Member Libraries	101,500
Central Library Development Aid - Crandall Public Library	125,033
Books, E-content & Other Library Materials	83,140
Salaries for Personnel	557,276
Employee and Retiree Benefits	311,068
Operation and Maintenance of Building	59,984
Equipment Purchased	2,308
Travel - Staff and Board	3,017
Other Operating Expenses	48,209

\$ 2,366,434

Balance, December 31, 2021

\$ 2,284,945

Reconciliation of Ending Balance:

N.O.W. Checking Accounts	\$ 112,998
Money Market Savings and Certificates of Deposit	\$ 2,171,947
Total Cash and Investments	\$ 2,284,945

Trust and Agency Fund

Balance, December 31, 2020

\$ 7,733

Receipts: Transfers from General Fund

1,213,952

1,221,685

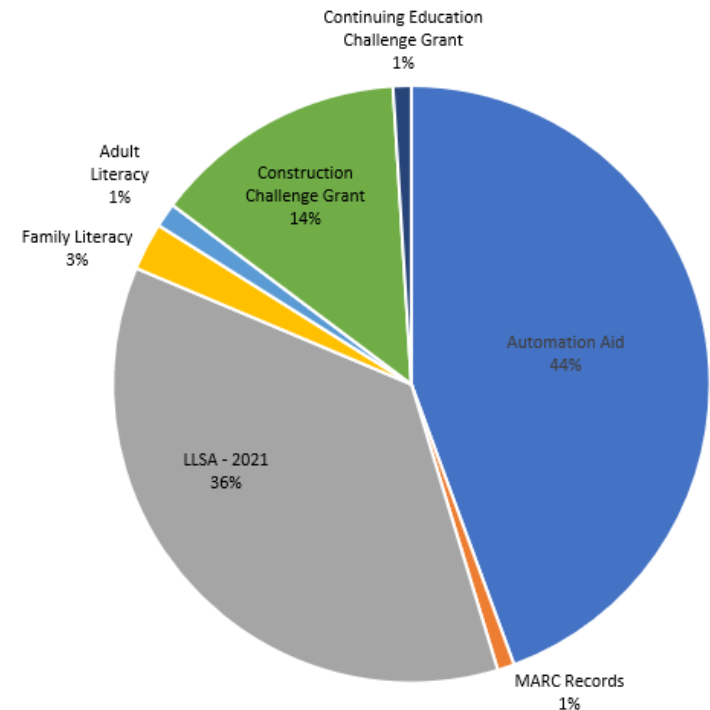
Less: Disbursements

1,211,599

Balance, December 31, 2021

\$ 10,086

Distribution of \$363,079 in subsidies to member libraries



Central Library Report

Crandall Public Library: 2021 Central Library Report

On August 25, 2022, the Crandall Public Library Board of Trustees adopted the 2022-2026 Central Library Plan of Service. Its central tenet comes directly from updates to New York State Education Law 273 where the following is envisioned:

A future where the system, the central library and member libraries work together to provide “free direct access for all system residents of all ages to an excellent library with a wide range of library materials in multiple formats and a wide range of services and programs designed to enhance lifelong learning and literacy.”

To implement this vision Crandall Public Library will continue to provide eligible materials and resources in a myriad of formats to SALS member libraries and we will continue to provide information services to benefit member libraries and the people who reside in Hamilton, Saratoga, Warren, and Washington counties. We demonstrated our commitment to this vision in 2021 by achieving the following:


- In-house and WiFi penetration into City Park and roadside connections supported 13,942 unique clients.
- Programming was virtual in either synchronous (concurrent) or asynchronous (on-demand) modes. Staff coordinated 305 synchronous programs, 1,534 one-on-one synchronous sessions, and 132 asynchronous programs. Total attendance for synchronous programs was 7,359 people, with 1,534 attendees at our one-on-one sessions. Attendance at asynchronous programs cannot be accurately assessed but 1,449 views were initiated within 7 days of posting.
- Summer Reading activities served 423 youth and adults. Programs that were hosted in City Park drew 3,996 attendees, mainly children and their families.
- Total additions to holdings including electronic materials: 64,197.
- 34,110 Interlibrary loan items were provided (loaned) from the Central Library
- Central Library monies provide access to eResources such as OverDrive and Ancestry.com/Heritage Quest Online for all SALS cardholders. For the duration of 2021 Ancestry was accessible from home, an acknowledgment that library access was interrupted by the pandemic. The use of electronic content reached an all-time record, 123,421 uses.

The Library received about \$204,000 directly from Central Library Services Aid monies to implement the new Plan of Service. We would not succeed if we did not have the unfettered support of Sara Dallas, Director of SALS, and her staff, the SALS Board of Trustees, and the Joint Automation experts. On behalf of the Board of Trustees, the Library staff, and the Friends of the Library, it is our great fortune to work with SALS and member libraries.

Twenty-Two continued to provide uncharted challenges as the COVID-19 pandemic persisted, influencing all facets of operations. Although, by the end of the year we were able to return to a semblance of full services and surmount many obstacles, we were diminished in spirit. However, to borrow the words of Amanda Gorman, National Youth Poet Laureate:

We will rise from the windswept northeast...
For there is always light,
if only we're brave enough to see it.
If only we're brave enough to be it.

Kathleen U. Naftaly, Director



Staff and Trustees

During 2021, we pivoted to a primarily virtual work place in order to fulfill our mission of improving and expanding library services through the dedicated work of the Board of Trustees and SALS staff.

Administration

Sara Dallas
Bill Rougier
Sharon Shyne
Dianne Winter
Colleen Smith

Consultants

Erica Freudenberger
Jill Ryder
Jack Scott

Joint Automation Staff

Mary Hanley
Michele Largeteau
David MacFarland
Christopher Mundell
Jason Thomson

SALS Board of Trustees

Sue Beck
Linda Borden
Christine Connell
Elaine Cowin
Jordan Hornstein, President
Carol Kuhr
Janet Lindner, Secretary
Robert Odess
Nancy Seifts
Margaret Shapiro
Barbara Taylor
Russell Wise, Jr., Vice President

SALS Treasurer

Robert W. Jeffords

Member Libraries

Hamilton County			Warren County		
	Town of Indian Lake Public Library	(518) 648-5444		Bolton Free Library	(518) 644-2233
	indianlake.sals.edu			www.boltonfreelibrary.org	
	Town of Inlet Public Library	(315) 357-6494		Brant Lake, Horicon Free Public Library	(518) 494-4189
	inletlibrary.sals.edu			horiconny.gov/horicon-public-library	
	Town of Lake Pleasant Public Library	(518) 548-4411		Town of Chester Public Library	(518) 494-5384
	lakepleasantlibrary.sals.edu			www.chesterlibrary.org	
	Cornelius Vanderbilt Whitney Long Lake Library	(518) 624-3825	^	Glens Falls, Crandall Public Library	(518) 792-6508
	longlake.sals.edu			www.crandalllibrary.org	
	Raquette Lake Free Library	(315) 354-4005		Caldwell-Lake George Library	(518) 668-2528
	raquettelakelibrary.sals.edu			caldwell-lakegeorge.sals.edu	
				Hadley-Luzerne Public Library	(518) 696-3423
				hadluzblog.sals.edu	
Saratoga County				North Creek, Town of Johnsbury Library	(518) 251-4343
	Ballston Spa Public Library	(518) 885-5022		townofjohnsburylibrary.sals.edu	
	bspl.sals.edu			Stony Creek Free Library	(518) 696-5911
	Burnt Hills, Town of Ballston Community Library	(518) 399-8174		stonycreekfreelibrary.sals.edu	
	tobllibrary.sals.edu			Warrensburg, Richards Library	(518) 623-3011
	Clifton Park - Halfmoon Public Library	(518) 371-8622		www.therichardslibrary.com	
	www.cphlibrary.org				
	Corinth Free Library	(518) 654-6913	Washington County		
	corinth.sals.edu			Argyle Free Library	(518) 638-8911
	Galway Public Library	(518) 882-6385		argylelibrary.sals.edu	
	www.galwaypubliclibrary.org			Cambridge Public Library	(518) 677-2443
	Mechanicville District Public Library	(518) 664-4646		cambridge.sals.edu	
	medlib.sals.edu			Easton Library	(518) 692-2253
	Round Lake Library	(518) 899-2285		easton.sals.edu	
	www.roundlakelibrary.org			Fort Edward Free Library	(518) 747-6743
	Round Lake Library—Malta Branch	(518) 682-2495		fortedwardlibrary.sals.edu	
	www.roundlakelibrary.org			Granville, Pember Library & Museum	(518) 642-2525
	Saratoga Springs Public Library	(518) 584-7860		pember.sals.edu	
	www.sspl.org			Greenwich Free Library	(518) 692-7157
	Schuylerville Public Library	(518) 695-6641		greenwich.sals.edu	
	schuylervillelibrary.sals.edu			Hudson Falls Free Library	(518) 747-6406
	Stillwater Public Library	(518) 664-6255		hudsonfalls.sals.edu	
	stillwater.sals.edu			Salem, Bancroft Public Library	(518) 854-7463
	Waterford Public Library	(518) 237-0891		www.bancroftlibrary.org	
	waterfordlibrary.net			Whitehall Free Library	(518) 499-1366
				whitehall.sals.edu	
^	Central Reference Library				