

# 2020 Statistical Summary



**SOUTHERN ADIRONDACK**  
LIBRARY SYSTEM



**Hamilton  
Warren  
Washington  
Saratoga**

**Southern Adirondack Library System**  
22 Whitney Place  
Saratoga Springs, NY 12866

**Phone: 518-584-7300**  
**FAX: 518-587-5589**  
**[www.sals.edu](http://www.sals.edu)**

## ***SALS Plan of Service 2017-2021***

In 2020 SALS completed the fourth year of its 2017-2021 Plan of Service, developed by the SALS Board of Trustees and staff based on data collected from our member libraries. Member library staff and trustees identified the system services they needed in order to provide quality library services to their communities. The four service priorities chosen by our membership, regardless of library size and budget were:

- Joint Automation/POLARIS support
- Delivery & Interlibrary Loan Services
- Consulting & Continuing Education
- Technology

Following Governor Cuomo's Executive Orders in March 2020, we temporarily closed the building, stopped delivery services, and embraced virtual meetings. NYS Aid to libraries was cut, in addition to the state withholding 20% of the funding we were allocated.

Throughout the pandemic, SALS and JA staff continued to support the member library staff and trustees by supporting the four service priorities, albeit virtually. Over time, delivery resumed with item quarantining, and the 20% funding cut was restored.

Over the course of 2021, the SALS staff has collected data to inform its plans for 2022 and beyond. In January 2021, member library staff and trustees were asked to complete a system use and satisfaction survey. During the spring and summer of 2021, focus groups will be held with stakeholders in order to develop the 2022-2026 SALS Plan of Service. The survey and focus group data will help us measure, evaluate, and allocate system resources for FY 2022.

SALS is most effective when it focuses its resources on meeting its memberships' priorities.

I want to thank the SALS Board of Trustees, the SALS staff, and the membership for helping us define and improve our services to our community.

—Sara Dallas, Director

## TABLE OF CONTENTS

### Taking Stock

About Libraries Today.....	4
NYS Minimum Standards.....	5
NYS Library Director Standards.....	5
Types of Libraries.....	6
Local Votes .....	7
Statistical Benchmarks & Book Prices .....	8

### Operations

2019/2020 Circulation Data .....	9
Type/Area Chartered to serve	
2010 census pop. of chartered area	
2019/2020 circulation +/-	
2019/2020 circulation per capita +/- %	
Cataloged Holdings.....	10
Adult & YA Print Materials—% of holdings	
Juvenile Print Materials—% of holdings	
Other Print Materials—% of holdings	
2020 Print Holdings per capita	
Electronic Holdings—% of holdings	
Non Print/AV—% of holdings	
Total Holdings	
Interlibrary Loan Resource Sharing .....	11/12
Deliveries per Week 2019/2020	
2020 Borrowed   Loaned   Total Activity	
2019 Total Activity	
Total Activity change +/-   % Change	

### Library Operations..... 13

Library Visits   Visits per capita
Programs Held   Program Attendance
Registered Borrowers
Hours Open/Week
Square Feet
Year of Last Major Renovation/Addition
In House Use of Public PCs   WiFi Access
Paid Staff FTE
FTE Hours/Week

### Library Program of the Year..... 14

### Finances

### Local Public Funds..... 15

Local Funding from Chartered Area
Chartered Local Funds per capita
Other Local Funding
County Aid
Local Public Funds—Total   \$ per capita

### Operating Fund Receipts..... 16

Total Local Public Funds
System Cash Grants
Other State & Federal Aid
Other Income
Operating Fund Receipts—Total   \$ per capita

### Operating Fund Expenditures ..... 17

Salaries & Benefits—% of Total
Library Materials—% of Total   \$ per capita
Capital Expense
Building Expense
Misc. & Other Expense
Contracts with Libraries/Systems
All Other Expenses—%
Operating Fund Expenses - Total   \$ per capita

### SALS Services

Continuing Education & Consulting .....	18
Technology .....	19
Challenge Grants .....	20
Designated Fund Distribution .....	21
SALS Treasurer's Report   Distribution of Subsidies to Members .....	22
Central Library Report .....	23
Staff & Trustees .....	24
Member Libraries .....	25

The statistics in this booklet were supplied by Member Libraries in their 2020 Annual Reports.

**About Libraries Today**

---

*The State of America's Libraries 2021: A Report from the American Library Association* released in April 2021 provides library users with a nuanced understanding of the impact of COVID-19 on libraries.

**Libraries Serve As “First Restorers”**

“In 2020, libraries of all types stepped up to meet the needs of their communities as they responded to the impacts of COVID-19, a national financial crisis, and social unrest. They were at the center of some of our nation’s most consequential work, including supporting accurate counts in the US Census, fighting political disinformation, and facilitating free and fair elections.” A few of the areas of focus during 2020 included:

**Wi-Fi and Broadband Access**

- Even more during COVID-19, libraries provided critical digital infrastructure to their communities. For many, the library’s computers were their personal computers.
- During the pandemic, many libraries extended their Wi-Fi signals to their parking lots to enable library users to access the network from their vehicles.
- The pandemic brought to light the digital divide, and a serious need for investment in broadband.

**Library Programs**

- Although most library buildings closed as communities went into lockdown, library workers devised innovative outreach strategies to meet the needs of their many constituencies.
- Libraries facilitated pen pals for seniors living in isolation; created a library community in the video game *Animal Crossing: New Horizons*; coordinated socially-distanced book clubs in unexpected places; and hosted storytimes online.

**Confronting Structural Inequities Impacting Communities of Color**

- During the global pandemic, the United States also came face to face with its history of systemic racism. Public libraries across the country met the moment with a focus on antiracism work.
- Libraries came forward to acknowledge their part as formerly segregated facilities; others provided resource lists on institutional racism, protest, social movements, and community solutions; police conduct, race, and the justice system; and talking to kids about racism and justice.

<http://www.ala.org/news/sites/ala.org.news/files/content/State-of-Americas-Libraries-Report-2021-4-21.pdf>

## NYS Minimum Standards &amp; Library Director Standards

## Regulations of the Commissioner of Education

***Regulation 90.2: Standards for Registration of Public, Free Association and Indian Libraries***

(a) A public, free association or Indian library will be registered if it meets the following standards satisfactory to the commissioner:

- (1) is governed by written bylaws which outline the responsibilities and procedures of the library board of trustees;
- (2) has a board-approved, written long-range plan of service;
- (3) presents an annual report to the community on the library's progress in meeting its goals and objectives;
- (4) has board-approved written policies for the operation of the library;
- (5) presents annually to appropriate funding agencies a written budget which would enable the library to meet or exceed these standards and to carry out its long-range plan of service;
- (6) periodically evaluates the effectiveness of the library's collection and services in meeting community needs;
- (7) is open the following scheduled hours (*see chart*)
- (8) maintains a facility to meet community needs, including adequate space, lighting, shelving, seating, and restroom;
- (9) has a telephone, photocopier, microcomputer, printer, telefacsimile machine and other equipment necessary to facilitate access to information;
- (10) distributes printed information listing the library's hours open, borrowing rules, services, location and phone number.
- (11) employs a paid director in accordance with the provisions of Section 90.8 of this Part (*see chart*)

(b) Any public, free association or Indian library registered by the department at the time this section takes effect shall be required to meet the standards for registration in subdivision (a) of this section on the following schedule:

- (1) meet the standards of paragraphs (1) through (5) and (10) of subdivision (a) of this section on or before January 1, 1995.

(2) meet the standards of paragraph (6) of subdivision (a) of this section on or before January 1, 1997.

(3) meet the standards of paragraphs (7), (8), (9) and (11) of subdivision (a) of this section on or before January 1, 1999.

(c) **Variances.** If circumstances over which any public, free association or Indian library has no control prevent it from meeting one or more of the standards of service set forward in subdivision (a) of this section, such library may apply for a variance for such standard(s). The application for such variance shall be submitted for such library by the public library system of which such library is a member, in a form prescribed by the commissioner. No variance granted pursuant to this subdivision shall be deemed to relieve a public, free association or Indian library of any obligation imposed by any other provision of federal or state law.

***Regulation 90.2: Scheduled Hours******Regulation 90.8: Standards for Library Director***

Population	Minimum weekly hours open	Library Director
Up to 500	12	
500-2,499	20	
2,500-4,999	25	2 years/Associate degree
5,000 - 7,499	35	4 years/BA degree
7,500 –14,999	35	MLS/Professional Certificate or Certificate of Qualification
15,000-24,999	40	
25,000-99,999	55	
100,000 and above	60	

## Types of Libraries

	ASSOCIATION LIBRARIES	PUBLIC LIBRARIES		
		Municipal Public Library	School District Public Library	Special District Public Library
HOW ESTABLISHED	By vote of association members or as trustees operating under a will or deed of trust.	By vote of county, city, town or village board; or by petition and referendum.	By vote of school district voters.	By special act of State legislature and vote of special district voters.*
CHARTER	Regents incorporate by charter.	Regents incorporate by charter.	Regents incorporate by charter.	Regents incorporate by charter.
REGISTRATION	Education Department registers. Must meet minimum standards in order to receive public funds.	Education Department registers. Must meet minimum standards in order to receive public funds.	Education Department registers. Must meet minimum standards in order to receive public funds.	Education Department registers. Must meet minimum standards in order to receive public funds.
TAX FUNDS	May receive appropriation from units of government. Also tax levy by vote of municipal or school district voters. Library should sign contract with appropriating unit. May petition municipal and/or school district tax payers for funds.	Budget approved by county, city, town, or village board. Also tax levy by vote of municipal or school district voters. May petition municipal and/or school district tax payers for funds.	Budget approved by school district voters. May also petition for a tax levy from municipalities.	Budget approved by district voters. May also petition for a tax levy from municipalities, unless enactment legislation specifies otherwise.
BONDING AUTHORITY	Not permitted. Requires a special act of legislation through Dormitory Authority of the State of New York (DASNY)	Municipal government may bond if it owns the library building.	School district may bond if it owns the library building.	A municipality may bond on behalf of district if legislation allows.*
BOARD OF TRUSTEES	Number: 5-25. Elected by association members. Term of office: set by charter.  Responsible to association membership and to Regents. Residential requirements may be established in bylaws.	Number: 5-15. Approved by municipal governing board; term of office: three or five years if established after 1921.** Responsible to municipal government, public, and Regents. Must be residents of municipality (except village library).	Number: 5-15. Elected by school district voters. Term of office: three or five years (if established after 1921).** Responsible to school district voters and Regents. Must be residents of school district.	Number: determined by enabling legislation. Elected by residents of special district. Term of office: five years or as defined by legislation. Responsible to special district voters and Regents. Residency requirements determined by enabling legislation.
COMMUNITY INVOLVEMENT	Public can join association and may vote for trustees.	Public "owns" library; votes for elected officials who are sympathetic to library needs.	Public "owns" library and votes directly for trustees and budget.	Public "owns" library and votes directly for trustees and budget.
RETIREMENT BENEFITS	May purchase retirement benefits from private vendor. Some may be in State Retirement System if specified in statute.	State Retirement System benefits through municipality.	State Retirement System benefits through school district or independently.	State Retirement System benefits if library district opts to participate.
CIVIL SERVICE	Employees not covered by Civil Service.	Employees subject to Civil Service Law.	Employees subject to Civil Service Law.	Employees subject to Civil Service Law.

\* Special library districts are created by act of the New York State Legislature. Each one is different and reflects the particular needs and situation of that district. There is no comprehensive legal definition of a special library district.

\*\* Became effective January 1, 1999.

## Local Votes

Stable, sufficient funding provides the security for a library's operating budget.

<b>Resource - Creating Public Library Districts in New York State: a "how-to" guide</b>					
Developed by Panz Library Consulting, under a contract with New York State Library Development					
<a href="http://www.nysl.nysed.gov/libdev/libs/pldtools/guide/index.html">http://www.nysl.nysed.gov/libdev/libs/pldtools/guide/index.html</a>					
Library	Budget Vote Held By	Type of Library	Voters Live In	Budget Vote \$ Amount	Date Held
Argyle Free Library	Argyle Central School District	Assoc. Town	School District	\$62,174	06/09/2020
Ballston Spa Public Library	Ballston Spa Central School District	Public Village	School District	\$58,795	06/16/2020
Bancroft Public Library	Salem Central School District	Public Village	School District	\$29,191	06/09/2020
Cambridge Public Library	Cambridge Central School District	Public Village	School District	\$58,000	06/09/2020
Clifton Park-Halfmoon Public Library	Clifton Park-Halfmoon Library District	Special District	Special Legislative District	\$4,756,999	09/17/2020
Corinth Free Library	Corinth Central School District	Assoc. Town	School District	\$63,954	06/16/2020
Cornelius Vanderbilt Whitney Long Lake Library	Long Lake Central School District	School District	School District	\$151,024	06/19/2019
Crandall Public Library				\$4,859,906	
Crandall Public Library	Glens Falls, City of	Special District	City		11/03/2020
Crandall Public Library	Queensbury, Town of	Special District	Town		11/03/2020
Crandall Public Library	Moreau, Town of	Special District	Town		11/03/2020
Easton Library	Greenwich Central School District	Assoc. Town	School District	\$42,586	05/21/2019
Galway Public Library	Galway Central School District	School District	School District	\$184,680	06/12/2019
Greenwich Free Library	Greenwich Central School District	Assoc. Town	School District	\$99,837	05/21/2019
Rockwell Falls Public Library	Hadley-Luzerne Central School	School District	School District	\$190,000	06/25/2019
Mechanicville District Public Library	Mechanicville City School District	School District	School District	\$338,677	05/11/2014
Raquette Lake Free Library	Raquette Lake Union Free School District	Assoc. School District	School District	\$11,500	05/19/2020
Richards Library	Warrensburg Central School District	Assoc. Other	School District	\$214,030	06/09/2020
Saratoga Springs Public Library	Saratoga Springs City School District	School District	School District	\$5,205,672	06/16/2020
Schuylerville Public Library	Schuylerville Central School District	School District	School District	\$350,000	05/21/2019
Stillwater Public Library	Stillwater Central School District	School District	School District	\$296,900	05/19/2020
Stony Creek Free Library	Hadley-Luzerne Central School	Assoc. Town	School District	\$6,500	5/15/2012
Waterford Public Library	Waterford Halfmoon-Union Free School District	School District	School District	\$293,608	06/16/2020
Whitehall Free Library	Whitehall Central School District	Assoc. School District	School District	\$15,000	06/09/2020
Woman's Round Lake Improvement Society	Malta, Town of	Assoc. Town	Town	\$339,000	11/08/2016

## Statistical Benchmarks & Book Prices

Averages	New York State <sup>1</sup>	SALS Members <sup>2</sup>	Your Library
Circulation per capita	7.74	5.06	(p.9)
Print material holdings per capita	6.31	3.57	(p. 10)
Per capita support (income) local public funding	\$69.08	\$59.36	(p. 15)
Per capita operating expenses	\$74.81	\$61.92	(p. 17)
Per capita expenses for library materials	\$6.69	\$4.57	(p. 17)
Budget distribution	63.93% for paid staff; 9.97% for materials	65.22% for paid staff; 7.38% for library materials	(p. 17)

<sup>1</sup> *Bibliostat Connect*, 2019 Annual Report data

<sup>2</sup> *Bibliostat Connect*, 2020 Annual Report data

\*SALS-specific data

### Average Book Prices 2020 School Library Journal, February 2021

Adult Fiction	
Hardcover.....	\$27.52
Trade Paperback .....	\$18.11
Adult Nonfiction	
Hardcover.....	\$28.54
Trade paperback .....	\$20.81
Mass Market Paperback .....	\$8.01
Children's Hardcover .....	\$16.48
YA Hardcover .....	\$19.16
*E-Books: .....	\$33.77
*E-Audiobooks: .....	\$68.09



Library	Type/Area Chartered to Serve	2010 Census Population	Circulation		2019/2020	Circulation per capita		2019/2020
			2019	2020	+ or -	2019	2020	+ or - %
<b>Hamilton County</b>								
Indian Lake Public Library, Town of	Public Town	1,352	18,420	9,010	(9,410)	13.62	6.66	-51.09%
Inlet Public Library, Town of	Public Town	333	4,576	2,982	(1,594)	13.74	8.95	-34.83%
Lake Pleasant Public Library, Town of	Public Town	781	13,377	6,559	(6,818)	17.13	8.40	-50.97%
Cornelius V. Whitney Long Lake Public Library	PSD	597	10,619	8,327	(2,292)	17.79	13.95	-21.58%
Raquette Lake Free Library	Association School District	114	4,903	2,674	(2,229)	43.01	23.46	-45.46%
Total Hamilton County		<b>3,177</b>	<b>51,895</b>	<b>29,552</b>	<b>(22,343)</b>	<b>16.33</b>	<b>9.30</b>	
<b>Saratoga County</b>								
Ballston Spa Public Library	Public Village	5,409	52,399	34,511	(17,888)	9.69	6.38	-34.14%
Burnt Hills/Ballston Community Public Library	Public Town	8,638	130,317	66,118	(64,199)	15.09	7.65	-49.26%
Clifton Park-Halfmoon Public Library	PSLD	56,138	727,516	446,454	(281,062)	12.96	7.95	-38.63%
Corinth Free Library	Association Town	6,531	19,505	12,042	(7,463)	2.99	1.84	-38.26%
Galway Public Library	PSD	7,029	21,079	20,883	(196)	3.00	2.97	-0.93%
Mechanicville District Public Library	PSD	9,536	46,866	32,543	(14,323)	4.91	3.41	-30.56%
Round Lake/WRLIS Library/Malta Branch	Association Town	14,765	82,764	46,024	(36,740)	5.61	3.12	-44.39%
Saratoga Springs Public Library	PSD	49,070	710,546	383,943	(326,603)	14.48	7.82	-45.97%
Schuylerville Public Library	PSD	9,881	47,486	37,507	(9,979)	4.81	3.80	-21.01%
Stillwater Public Library	PSD	7,444	29,987	22,615	(7,372)	4.03	3.04	-24.58%
Waterford Public Library	PSD	5,784	27,392	16,078	(11,314)	4.74	2.78	-41.30%
Total Saratoga County		<b>180,225</b>	<b>1,895,857</b>	<b>1,118,718</b>	<b>(777,139)</b>	<b>10.52</b>	<b>6.21</b>	
<b>Warren County</b>								
Bolton Free Library	Association Town	2,326	12,471	7,031	(5,440)	5.36	3.02	-43.62%
Brant Lake/Horicon Free Public Library	Public Town	1,389	6,135	4,628	(1,507)	4.42	3.33	-24.56%
Chester Public Library, Town of	Public Town	3,355	20,376	8,025	(12,351)	6.07	2.39	-60.62%
Glens Falls/Crandall Public Library	PSLD	57,329	539,234	263,355	(275,879)	9.41	4.59	-51.16%
Johnsburg Library, Town of	Public Town	2,395	20,300	11,288	(9,012)	8.48	4.71	-44.39%
Caldwell-Lake George Library	Association Town	3,515	12,343	7,652	(4,691)	3.51	2.18	-38.01%
Rockwell Falls Public Library	PSD	6,585	14,436	9,384	(5,052)	2.68	1.43	-35.00%
Stony Creek Free Library	Association Town	767	2,462	1,760	(702)	3.21	2.29	-28.51%
Warrensburg/Richards Library	Association Other	5,313	22,994	9,938	(13,056)	4.33	1.87	-56.78%
Total Warren County		<b>82,974</b>	<b>650,751</b>	<b>323,061</b>	<b>(327,690)</b>	<b>7.96</b>	<b>3.89</b>	
<b>Washington County</b>								
Argyle Free Library	Association Town	3,782	10,341	7,526	(2,815)	2.73	1.99	-27.22%
Cambridge Public Library	Public Village	1,870	26,322	13,966	(12,356)	14.08	7.47	-46.94%
Easton Library	Association Town	2,336	5,235	2,685	(2,550)	2.24	1.15	-48.71%
Fort Edward Free Library	Association Village	3,375	4,342	3,093	(1,249)	1.29	0.92	-28.77%
Granville/Pember Library & Museum	Public Village	2,543	19,110	15,635	(3,475)	7.51	6.15	-18.18%
Greenwich Free Library	Association Town	4,942	37,767	23,344	(14,423)	7.64	4.72	-38.19%
Hudson Falls Free Library	Association School District	15,389	15,368	8,771	(6,597)	1.00	0.57	-42.93%
Salem/Bancroft Public Library	Public Town	2,715	17,565	11,441	(6,124)	6.47	4.21	-34.86%
Whitehall Free Library	Association School District	4,939	4,878	2,416	(2,462)	0.99	0.49	-50.47%
Total Washington County		<b>41,891</b>	<b>140,928</b>	<b>88,877</b>	<b>(52,051)</b>	<b>3.36</b>	<b>2.12</b>	
<b>Grand Total Member Libraries</b>		<b>308,267</b>	<b>2,739,431</b>	<b>1,560,208</b>	<b>(1,179,223)</b>	<b>8.</b>		

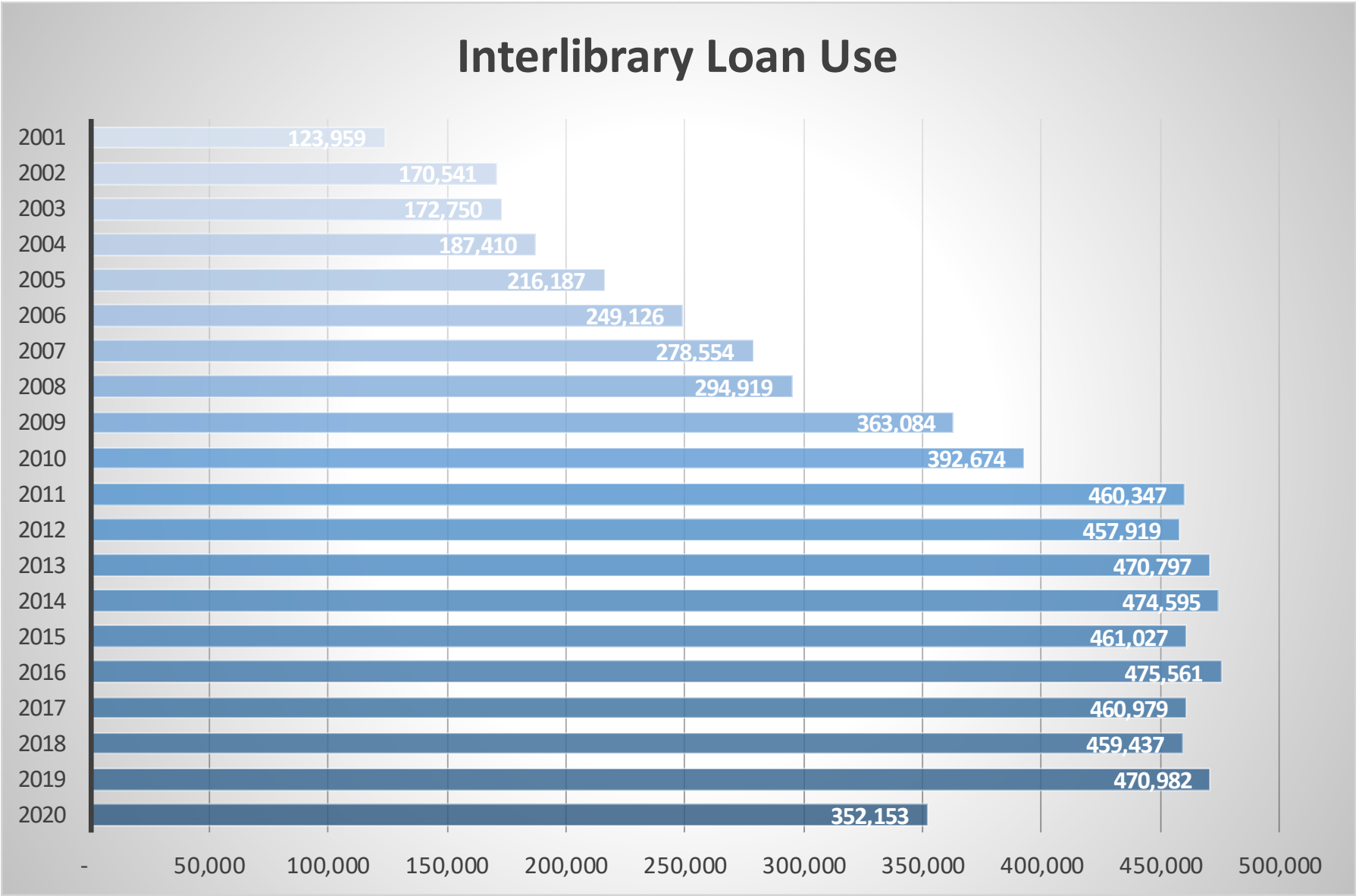
	Adult & YA Print Materials	% of total holdings	Juvenile Print Materials	% of total holdings	Other Print Materials	% of total holdings	2020 Print holdings per capita	Electronic Holdings*	% of total holdings	Non-Print AV	% of total holdings	Total Holdings*
<b>Hamilton County</b>												
Indian Lake Public Library, Town of	16,555	35%	9,049	19%	55	0%	18.98	16,775	36%	4,648	10%	47,082
Inlet Public Library, Town of	4,171	17%	3,112	12%	22	0%	21.94	16,775	66%	1,193	5%	25,273
Lake Pleasant Public Library, Town of	7,128	24%	3,122	10%	0	0%	13.12	16,775	56%	2,769	9%	29,794
Cornelius V. Whitney Long Lake Public Library	6,759	23%	2,411	8%	3	0%	15.37	16,801	57%	3,280	11%	29,254
Raquette Lake Free Library	6,492	21%	4,083	13%	114	0%	93.76	16,775	55%	2,987	10%	30,451
Total Hamilton County	<b>41,105</b>	<b>43%</b>	<b>21,777</b>	<b>23%</b>	<b>194</b>	<b>0%</b>	<b>19.85</b>	<b>16,801</b>	<b>18%</b>	<b>14,877</b>	<b>16%</b>	<b>94,754</b>
<b>Saratoga County</b>												
Ballston Spa Public Library	16,451	34%	9,796	20%	464	1%	4.94	17,424	36%	4,437	9%	48,572
Burnt Hills/Ballston Community Public Library	26,709	37%	15,518	22%	112	0%	4.90	20,023	28%	9,203	13%	71,565
Clifton Park-Halfmoon Public Library	71,326	33%	58,812	27%	320	0%	2.32	54,021	25%	30,048	14%	214,527
Corinth Free Library	11,254	29%	6,282	16%	2,140	6%	3.01	17,029	44%	1,777	5%	38,482
Galway Public Library	16,031	32%	10,815	22%	1,118	2%	3.98	16,897	34%	5,352	11%	50,213
Mechanicville District Public Library	19,996	35%	10,780	19%	320	1%	3.26	17,124	30%	8,746	15%	56,966
Round Lake/WRLIS Library/Malta Branch	17,398	30%	16,989	30%	480	1%	2.36	16,827	29%	5,524	10%	57,218
Saratoga Springs Public Library	101,601	46%	57,343	26%	631	0%	3.25	26,290	12%	32,641	15%	218,506
Schuylerville Public Library	9,120	25%	7,048	19%	227	1%	1.66	17,124	47%	3,226	9%	36,745
Stillwater Public Library	8,694	23%	7,055	19%	42	0%	2.12	16,929	45%	4,680	13%	37,400
Waterford Public Library	7,823	22%	6,624	18%	26	0%	2.50	19,175	53%	2,459	7%	36,107
Total Saratoga County	<b>306,403</b>	<b>44%</b>	<b>207,062</b>	<b>30%</b>	<b>5,880</b>	<b>1%</b>	<b>2.88</b>	<b>71,113</b>	<b>10%</b>	<b>108,093</b>	<b>15%</b>	<b>698,551</b>
<b>Warren County</b>												
Bolton Free Library	8,461	27%	4,307	14%	1,013	3%	5.92	16,775	53%	1,287	4%	31,843
Brant Lake/Horicon Free Public Library	6,615	23%	4,220	14%	358	1%	8.06	16,775	57%	1,372	5%	29,340
Chester Public Library, Town of	11,843	28%	9,041	21%	483	1%	6.37	16,778	40%	4,274	10%	42,419
Glens Falls/Crandall Public Library	105,131	28%	45,469	12%	123,971	34%	4.79	63,003	17%	32,453	9%	370,027
Johnsburg Library, Town of	15,719	36%	5,578	13%	1,040	2%	9.33	16,779	39%	4,384	10%	43,500
Caldwell-Lake George Library	7,411	26%	3,318	11%	126	0%	3.09	16,784	58%	1,331	5%	28,970
Rockwell Falls Public Library	7,243	25%	2,764	10%	21	0%	1.52	16,775	58%	2,250	8%	29,053
Stony Creek Free Library	5,605	21%	2,512	9%	1	0%	10.58	16,775	62%	2,189	8%	27,082
Warrensburg/Richards Library	8,210	26%	4,168	13%	96	0%	2.35	16,792	52%	2,840	9%	32,106
Total Warren County	<b>176,238</b>	<b>35%</b>	<b>81,377</b>	<b>16%</b>	<b>127,109</b>	<b>25%</b>	<b>4.64</b>	<b>63,036</b>	<b>13%</b>	<b>52,380</b>	<b>10%</b>	<b>500,140</b>
<b>Washington County</b>												
Argyle Free Library	4,937	19%	2,587	7%	245	1%	2.05	16,777	65%	1,187	3%	25,733
Cambridge Public Library	6,371	18%	3,500	10%	5,357	15%	8.14	16,775	48%			

\*Member libraries share access to 16,775 Electronic Holdings via OverDrive. Double-counted holdings have been removed from county and system totals.

## Interlibrary Loan Resource Sharing

		Dec. 2019	Dec. 2020	2020				2019	Total Activity	
Code	Library	Deliveries per Week	Deliveries per Week	Borrowed	Loaned	Borrow more than loan	Total Activity	Total Activity	Change + or -	% Change
	<b>Hamilton County</b>									
IND	Indian Lake Public Library, Town of	3	3	868	2,829	(1,961)	3,697	5,484	(1,787)	-32.6%
ILT	Inlet Public Library, Town of	3	3	202	1,842	(1,640)	2,044	2,644	(600)	-22.7%
LKP	Lake Pleasant Public Library, Town of	3	3	974	2,198	(1,224)	3,172	5,014	(1,842)	-36.7%
LGL	Cornelius V. Whitney Long Lake Public Library	3	3	1,121	1,410	(289)	2,531	3,442	(911)	-26.5%
RAQ	Raquette Lake Free Library	3	3	345	2,131	(1,786)	2,476	3,031	(555)	-18.3%
	Total Hamilton County	<b>15</b>	<b>15</b>	<b>3,510</b>	<b>10,410</b>		<b>13,920</b>	<b>19,615</b>	<b>(5,695)</b>	<b>-29.0%</b>
	<b>Saratoga County</b>									
BAL	Ballston Spa Public Library	5	5	6,575	3,306	3,269	9,881	14,880	(4,999)	-33.6%
BUR	Burnt Hills/Ballston Community Public Library	5	5	10,601	10,554	47	21,155	27,501	(6,346)	-23.1%
CPH	Clifton Park-Halfmoon Public Library	5	5	38,544	25,175	13,369	63,719	85,023	(21,304)	-25.1%
COR	Corinth Free Library	4	4	2,910	2,581	329	5,491	7,070	(1,579)	-22.3%
GAL	Galway Public Library	3	3	1,846	4,634	(2,788)	6,480	8,266	(1,786)	-21.6%
MEC	Mechanicville District Public Library	5	5	3,035	10,055	(7,020)	13,090	17,308	(4,218)	-24.4%
RDL	Round Lake/WRLIS Library/Malta Branch	10	10	10,650	6,404	4,246	17,054	21,960	(4,906)	-22.3%
SAR	Saratoga Springs Public Library	5	5	33,564	29,538	4,026	63,102	82,928	(19,826)	-23.9%
SVL	Schuylerville Public Library	5	5	6,759	5,131	1,628	11,890	15,085	(3,195)	-21.2%
STI	Stillwater Public Library	5	5	3,236	4,394	(1,158)	7,630	10,220	(2,590)	-25.3%
WAT	Waterford Public Library	5	5	2,179	2,218	(39)	4,397	5,475	(1,078)	-19.7%
	Total Saratoga County	<b>57</b>	<b>57</b>	<b>119,899</b>	<b>103,990</b>		<b>223,889</b>	<b>295,716</b>	<b>(71,827)</b>	<b>-24.3%</b>
	<b>Warren County</b>									
BOL	Bolton Free Library	3	2	853	2,544	(1,691)	3,397	5,243	(1,846)	-35.2%
BRL	Brant Lake/Horicon Free Public Library	3	3	680	1,037	(357)	1,717	2,570	(853)	-33.2%
CHT	Chester Public Library, Town of	3	3	2,029	3,536	(1,507)	5,565	8,075	(2,510)	-31.1%
GLE	Glens Falls/Crandall Public Library	5	5	21,392	25,718	(4,326)	47,110	64,867	(17,757)	-27.4%
JBG	Johnsburg Library, Town of	3	3	1,806	3,945	(2,139)	5,751	8,001	(2,250)	-28.1%
LKG	Caldwell-Lake George Library	3	3	1,822	1,999	(177)	3,821	5,331	(1,510)	-28.3%
LUZ	Rockwell Falls Public Library	5	5	1,274	1,299	(25)	2,573	3,572	(999)	-28.0%
STO	Stony Creek Free Library	3	3	230	1,771	(1,541)	2,001	2,651	(650)	-24.5%
WAR	Warrensburg/Richards Library	3	3	3,037	2,937	100	5,974	9,137	(3,163)	-34.6%
	Total Warren County	<b>31</b>	<b>30</b>	<b>33,123</b>	<b>44,786</b>		<b>77,909</b>	<b>109,447</b>	<b>(31,538)</b>	<b>-28.8%</b>
	<b>Washington County</b>									
ARG	Argyle Free Library	5	5	1,750	1,589	161	3,339	3,219	120	3.7%
CAM	Cambridge Public Library	5	5	2,408	657	1,751	3,065	4,451	(1,386)	-31.1%
EAS	Easton Library	5	5	333	1,526	(1,193)	1,859	2,425	(566)	-23.3%
FTE	Fort Edward Free Library	5	5	378	913	(535)	1,291	1,377	(86)	-6.2%
GRA	Granville/Pember Library & Museum	5	5	3,309	3,267	42	6,576	8,071	(1,495)	-18.5%
GRN	Greenwich Free Library	5	5	4,840	3,311	1,529	8,151	12,282	(4,131)	-33.6%
HUD	Hudson Falls Free Library	5	5	2,332	3,800	(1,468)	6,132	6,770	(638)	-9.4%
SLM	Salem/Bancroft Public Library	5	5	2,227	2,552	(325)	4,779	5,674	(895)	-15.8%
WHI	Whitehall Free Library	5	5	615	628	(13)	1,243	1,935	(692)	-35.8%
	Total Washington County	<b>45</b>	<b>45</b>	<b>18,192</b>	<b>18,243</b>		<b>36,435</b>	<b>46,204</b>	<b>(9,769)</b>	<b>-21.1%</b>
	<b>Grand Total</b>	<b>148</b>	<b>147</b>	<b>174,724</b>	<b>177,429</b>		<b>352,153</b>	<b>470,982</b>	<b>(118,829)</b>	<b>-25.2%</b>

Interlibrary Loan Resource Sharing



## Library Operations

Library	Library Visits	Library Visits per capita	Programs Held	Program Attend.	Registered Borrowers	Hours Open/ week	SQ.FT.	Year of Last Major Renovation/ Addition	In-Library Uses of Public PC's	#WiFi Access /year	Paid Staff FTE	FTE Hours/ Week
<b>Hamilton County</b>												
Indian Lake Public Library, Town of	1,326	0.98	103	760	1,333	34	3,750	2002	260	5,923	3.6	26
Inlet Public Library, Town of	2,645	7.94	3	17	857	14	1,500	2016	121	2,125	0.6	40
Lake Pleasant Public Library, Town of	5,332	6.83	86	1,124	1,514	30	1,164	2015	256	3,230	3.0	40
Cornelius V. Whitney Long Lake Public Library	6,464	10.83	10	251	1,272	28	3,130	2012	1,200	2,400	2.5	39
Raquette Lake Free Library	582	5.11	1	82	722	21	1,364	2009	57	1,954	1.4	21
Total Hamilton County	<b>16,349</b>	<b>5.15</b>	<b>203</b>	<b>2,234</b>	<b>5,698</b>				<b>1,894</b>	<b>15,632</b>	<b>11.0</b>	
<b>Saratoga County</b>												
Ballston Spa Public Library	51,450	5.96	101	754	4,098	37	11,000	2016	964	5,355	7.4	40
Burnt Hills/Ballston Community Public Library	21,461	3.97	227	4,274	6,279	51	6,660	2008	1,286	1,015	8.6	35
Clifton Park-Halfmoon Public Library	115,951	2.07	382	7,997	40,760	70	55,000	2006	9,272	28,073	44.8	35
Corinth Free Library	5,420	0.83	29	701	1,931	35	3,434	1988	227	1,415	2.0	35
Galway Public Library	17,576	2.50	217	2,415	1,929	36	1,800	N/A	689	5,215	3.0	35
Mechanicville District Public Library	56,324	5.91	224	8,791	5,262	43	8,136	2013	10,459	9,583	4.3	35
Round Lake/WRLIS Library/Malta Branch	20,624	1.40	224	1,683	3,914	55/55	2,000/5,300	2018/2009	1,259	1,895	8.3	40
Saratoga Springs Public Library	253,012	5.16	2,671	23,091	43,489	70	58,000	1995	29,771	29,460	55.8	35
Schuylerville Public Library	30,757	3.11	441	11,228	2,433	54	3,120	2019	2,535	2,544	4.8	40
Stillwater Public Library	22,374	3.01	426	5,185	1,710	55	2,650	2008	1,247	2,488	4.1	35
Waterford Public Library	7,870	1.36	18	72	2,603	35	3,000	2018	582	684	3.9	35
Total Saratoga County	<b>602,819</b>	<b>3.34</b>	<b>4,960</b>	<b>66,191</b>	<b>114,408</b>				<b>58,291</b>	<b>87,727</b>	<b>147.0</b>	
<b>Warren County</b>												
Bolton Free Library	18,950	8.15	39	1,850	1,723	37	3,600	2015	2,870	1,308	1.1	37
Brant Lake/Horicon Free Public Library	1,294	0.93	-	-	475	20	1,800	N/A	80	1,073	2.0	23
Chester Public Library, Town of	2,118	0.63	37	326	1,582	31	3,500	2001	194	876	1.8	40
Glens Falls/Crandall Public Library	70,624	1.23	433	7,325	36,226	65	52,500	2008	7,346	3,837	48.0	34
Johnsburg Library, Town of	4,715	1.97	20	167	1,431	24	4,000	1999	408	2,400	1.8	32
Caldwell-Lake George Library	3,745	1.07	38	363	760	42	2,105	1971	437	1,550	1.9	40
Rockwell Falls Public Library	8,066	1.22	78	346	1,473	39	4,000	1999	419	1,691	2.1	40
Stony Creek Free Library	1,293	1.69	50	270	311	20	1,680	1994	107	624	0.7	20
Warrensburg/Richards Library	5,532	1.04	40	803	1,862	47	8,530	2013	511	2,797	2.2	40
Total Warren County	<b>116,337</b>	<b>1.40</b>	<b>735</b>	<b>11,450</b>	<b>45,843</b>				<b>12,372</b>	<b>16,156</b>	<b>61.6</b>	
<b>Washington County</b>												
Argyle Free Library	1,700	0.45	5	22	792	25	2,185	2011	160	2,555	2.7	25
Cambridge Public Library	40,210	21.50	83	1,581	2,179	30	4,032	1986	875	28,460	2.8	40
Easton Library	1,441	0.62	37	315	322	25	3,100	2018	68	544	1.5	25
Fort Edward Free Library	1,428	0.42	10	184	344	30	3,600	1996	64	334	1.3	30
Granville/Pember Library & Museum	18,181	7.15	147	2,509	2,687	32	3,000	2019	423	2,596	3.0	35
Greenwich Free Library	19,139	3.87	152	1,082	3,217	47	5,540	2019	1,038	3,238	4.4	35
Hudson Falls Free Library	4,237	0.28	117	387	1,806	40	3,850	2006	253	447	2.6	35
Salem/Bancroft Public Library	5,512	2.03	77	1,033	1,641	36	1,776	1976	670	3,697	1.3	40
Whitehall Free Library	880	0.18	3	25	838	25	3,488	2020	95	2,662	1.6	25
Total Washington County	<b>92,728</b>	<b>2.21</b>	<b>631</b>	<b>7,138</b>	<b>13,826</b>				<b>3,646</b>	<b>44,533</b>	<b>21.1</b>	
<b>Grand Total</b>	<b>828,233</b>	<b>2.69</b>	<b>6,529</b>	<b>87,013</b>	<b>179,775</b>				<b>76,203</b>	<b>164,048</b>	<b>240.8</b>	

**2020 Library Program of the Year**

---

Due to the extraordinary circumstances SALS and its member libraries are currently facing due to the COVID-19 pandemic, the Program of the Year Award was discontinued for the 2019 and 2020 program years.

We look forward to recognizing the hard work our member libraries put forth in 2021 to innovate ways to provide programming remotely during this time at the May 2022 Annual Meeting.

***Previous winners***

- 2018 Crandall Public Library: *Southern Adirondack Network Guide (SANG)*  
Cambridge Public Library/Greenwich Free Library/Schuylerville Public Library: *Better Readers Program*
- 2017 Mechanicville District Public Library: *Farmer's Market/Community Garden Program*
- 2016 Schuylerville Public Library: *Counting Down to Kindergarten*
- 2015 Clifton Park-Halfmoon Public Library: *Tuesday Bridges*  
Crandall Public Library: *Crandall Cares/It's Cold Out There*
- 2014 Argyle Free Library: *Underground Railroad Program*  
Cambridge Public Library: *Geek Squad Program*
- 2013 Stony Creek Free Library: *Joe McChesney Showcase*  
Clifton Park-Halfmoon Public Library: *The Holocaust Revisited: A Retrospective Review*
- 2012 Saratoga Springs Public Library: *Sensory Story Time* and *The Sunday Club*  
Town of Ballston Community Library: *Home Delivery Book Program*
- 2011 Clifton Park-Halfmoon Public Library: *Senior Expo*  
Stony Creek Free Library: *The Dirty Dozen Garden Club*

## Local Public Funds

			Local Funding from Chartered Service Area				Other Local Funding					Local Public Funds	
	Type/Area Chartered to Serve	2010 Census Population Chartered to Serve	Town, City or Special	Village	School	Chartered Local Per Capita	Town or City	Village	School	Other	County Aid	Total	Per capita
Library													
Hamilton County													
Indian Lake Public Library, Town of	Public Town	1,352	232,508			171.97					3,543	236,051	174.59
Inlet Public Library, Town of	Public Town	333	18,705			56.17			2,000		1,150	21,855	65.63
Lake Pleasant Public Library, Town of	Public Town	781	92,383			118.29					2,513	94,896	121.51
Cornelius V. Whitney Long Lake Public Library	PSD	597			151,024	252.97					1,994	153,018	256.31
Raquette Lake Free Library	Assoc. School	114			11,500	100.88	20,000				1,150	32,650	286.40
Total Hamilton County		3,177	\$ 343,596	\$ -	\$162,524	\$ 159.31	\$ 20,000	\$ -	\$ 2,000	\$ -	\$ 10,350	\$ 538,470	\$ 169.49
Saratoga County													
Ballston Spa Public Library	Public Village	5,409		74,820		13.83	41,000		58,795			174,615	32.28
Burnt Hills/Ballston Community Public Library	Public Town	8,638	591,740			68.50	46,000					637,740	73.83
Clifton Park-Halfmoon Public Library	PSLD	56,138	4,606,726			82.06						4,606,726	82.06
Corinth Free Library	Assoc. Town	6,531	15,000			2.30		14,500	61,975			91,475	14.01
Galway Public Library	PSD	7,029			184,680	26.27						184,680	26.27
Mechanicville District Public Library	PSD	9,536			348,876	36.59						348,876	36.59
Round Lake/WRLIS Library/Malta Branch	Assoc. Town	14,765	339,000			22.96						339,000	22.96
Saratoga Springs Public Library	PSD	49,070			5,209,988	106.17						5,209,988	106.17
Schuylerville Public Library	PSD	9,881			350,000	35.42						350,000	35.42
Stillwater Public Library	PSD	7,444			280,560	37.69						280,560	37.69
Waterford Public Library	PSD	5,784			287,035	49.63	2,000					289,035	49.97
Total Saratoga County		180,225	\$ 5,552,466	\$ 74,820	\$ 6,661,139	\$ 68.18	\$ 89,000	\$ 14,500	\$ 120,770	\$ -	\$ -	\$ 12,512,695	\$ 69.43
Warren County													
Bolton Free Library	Assoc. Town	2,326	65,400			28.12					2,668	68,068	29.26
Brant Lake/Horicon Free Public Library	Public Town	1,389	3,400			2.45					2,200	5,600	4.03
Chester Public Library, Town Of	Public Town	3,355	66,757			19.90					4,975	71,732	21.38
Glens Falls/Crandall Public Library	PSLD	57,329	3,688,977			64.35					26,400	3,715,377	64.81
Johnsburg Library, Town Of	Public Town	2,395	66,000			27.56					4,749	70,749	29.54
Caldwell-Lake George Library	Assoc. Town	3,515	100,000			28.45					3,009	103,009	29.31
Rockwell Falls Public Library	PSD	6,585			380,053	57.71					3,178	383,231	58.20
Stony Creek Free Library	Assoc. Town	767	24,500			31.94			6,500		2,200	33,200	43.29
Warrensburg/Richards Library	Assoc. Other	5,313			178,025	33.51					5,621	183,646	34.57
Total Warren County		82,974	\$ 4,015,034	\$ -	\$ 558,078	\$ 55.11	\$ -	\$ -	\$ 6,500	\$ -	\$ 55,000	\$ 4,634,612	\$ 55.86
Washington County													
Argyle Free Library	Assoc. Town	3,782	12,000			3.17		500	62,174			74,674	19.74
Cambridge Public Library	Public Village	1,870		25,041		13.39	3,700		58,000			66,741	46.39
Easton Library	Assoc. Town	2,336	29,000			12.41			42,586			71,586	30.64
Fort Edward Free Library	Assoc. Village	3,375		5,000		1.48	7,500		6,000			18,500	5.48
Granville/Pember Library & Museum	Public Village	2,543		22,659		8.91	10,000					32,659	12.84
Greenwich Free Library	Assoc. Town	4,942	43,350			8.77		14,000	99,837			157,187	31.81
Hudson Falls Free Library	Assoc. School	15,389			30,000	1.95	30,000	26,890				86,890	5.65
Salem/Bancroft Public Library	Public Town	2,715	29,000			10.68			29,191			58,191	21.43
Whitehall Free Library	Assoc. School	4,939			15,000	3.04	10,000					25,000	5.06
Total Washington County		41,891	\$ 113,350	\$ 52,700	\$ 45,000	\$ 5.04						\$ 611,428	\$ 14.60
Grand Total		308,267	\$ 10,024,446	\$ 127,520	\$ 7,426,741	\$ 57.02	\$ 109,000	\$ 14,500	\$ 129,270	\$ -	\$ 65,350	\$ 18,297,205	\$ 59.36
PSLD - Public Special Legislative District PSD - Public School District													

PSLD - Public Special Legislative District PSD - Public School District

## Operating Fund Receipts

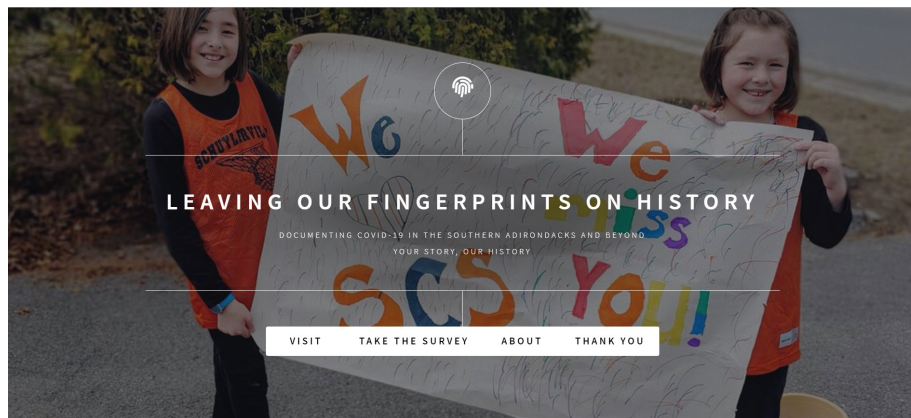
Library	Total Local Public Funds	System Cash Grants to Member Library Designated State & Other Aid		Other State & Federal Aid	Gifts & Endow – ments	Other				Operating Fund Receipts		2010 Census Population Chartered to Serve	
		Local Library Services Aid	CLDA, Other State & Other			Fund Raising	Investment Income	Library Charges/ Fines	Other Misc.	Total	Per capita		
Hamilton County													
Indian Lake Public Library, Town of	\$ 236,051	\$ 995	-	\$ -	\$ 603	\$ -	\$ 1,046	\$ 525	-	\$ 239,220	\$ 176.94	1,352	
Inlet Public Library, Town of	21,855	995	-	10,340	8,358	1,825	76	270	5,281	49,000	147.15	333	
Lake Pleasant Public Library, Town of	94,896	995	-	-	2,576	-	14	618	7,500	106,539	136.49	781	
Cornelius V. Whitney Long Lake Public Library	153,018	1,419	4,000	-	22,805	502	0	927	10,517	193,188	323.60	597	
Raquette Lake Free Library	32,650	995	-	-	6,020	15,267	155	46	197	55,330	485.35	114	
Total Hamilton County	\$ 538,470	\$ 5,399	\$ 4,000	\$ 10,340	\$ 40,362	\$ 17,594	\$ 1,291	\$ 2,386	\$ 23,495	\$ 643,337	\$ 202.50	3,177	
Saratoga County													
Ballston Spa Public Library	\$ 174,615	\$ 1,113	\$ 0	\$ 13,000	\$ 215	\$ -	\$ 24	\$ 3,831	\$ 6,546	\$ 199,344	\$ 36.85	5,409	
Burnt Hills/Ballston Community Public Library	637,740	1,777	5,000	-	2,989	-	-	3,351	-	650,857	75.35	8,638	
Clifton Park–Halfmoon Public Library	4,606,726	11,547	9,000	10,917	1,419	-	13,494	19,472	-	4,672,575	83.23	56,138	
Corinth Free Library	91,475	1,343	0	-	11,625	-	1,485	629	389	106,946	16.38	6,531	
Galway Public Library	184,680	2,061	10,114	-	4,543	-	1,264	2,959	-	205,621	29.25	7,029	
Mechanicville District Public Library	348,876	1,962	0	-	3,525	-	-	3,509	5,625	363,497	38.12	9,536	
Round Lake/wRLIS Library/Malta Branch	339,000	3,038	2,500	42,700	2,573	-	5,959	2,671	1,744	400,185	27.10	14,765	
Saratoga Springs Public Library	5,209,988	14,389	3,000	315,465	31,548	3,000	17,129	56,603	97,873	5,748,995	117.16	49,070	
Schuylerville Public Library	350,000	2,897	5,243	2,625	2,786	-	-	2,657	128	366,336	37.07	9,881	
Stillwater Public Library	280,560	2,183	7,500	-	2,814	15,263	307	1,743	-	310,370	41.69	7,444	
Waterford Public Library	289,035	1,400	0	-	827	-	1,078	1,625	491	294,456	50.91	5,784	
Total Saratoga County	\$ 12,512,695	\$ 43,710	\$ 42,357	\$ 384,707	\$ 64,864	\$ 18,263	\$ 40,740	\$ 99,050	\$ 112,796	\$ 13,319,182	\$ 73.90	180,225	
Warren County													
Bolton Free Library	\$ 68,068	\$ 995	\$ 0	\$ 27,781	\$ 9,783	\$ 24,286	\$ 553	\$ 298	\$ -	\$ 131,764	\$ 56.65	2,326	
Brant Lake/Horicon Free Public Library	5,600	995	0	-	1,450	92	-	152	63	8,352	6.01	1,389	
Chester Public Library, Town of	71,732	995	350	-	9,304	-	111	565	-	83,057	24.76	3,355	
Glens Falls/Crandall Public Library	3,715,377	11,792	136,076	43,200	65,777	112,651	290,502	21,913	4,620	4,401,908	76.78	57,329	
Johnsburg Library, Town of	70,749	995	0	-	9,371	-	143	1,612	-	82,870	34.60	2,395	
Caldwell–Lake George Library	103,009	995	5,000	-	2,564	0	361	550	127	112,606	32.04	3,515	
Rockwell Falls Public Library	383,231	1,100	11,367	44	5,968	0	590	2,137	3,080	407,517	61.89	6,585	
Stony Creek Free Library	33,200	995	0	-	7,500	7,470	-	5	0	49,170	64.11	767	
Warrensburg/Richards Library	183,646	1,093	6,699	-	-	-	13	512	814	192,777	36.28	5,313	
Total Warren County	\$ 4,634,612	\$ 19,955	\$ 159,492	\$ 71,025	\$ 111,717	\$ 144,499	\$ 292,273	\$ 27,744	\$ 8,704	\$ 5,470,021	\$ 65.92	82,974	
Washington County													
Argyle Free Library	\$ 74,674	\$ 995	\$ 0	-	\$ 8,438	\$ 9,216	\$ 877	\$ 204	\$ 98	\$ 94,502	\$ 24.99	3,782	
Cambridge Public Library	86,741	995	0	-	188,784	-	16	972	-	277,508	148.40	1,870	
Easton Library	71,586	995	239	5,880	5,601	-	123	130	-	84,554	36.20	2,336	
Fort Edward Free Library	18,500	995	874	-	27,505	-	-	122	18,196	66,192	19.61	3,375	
Granville/Pember Library & Museum	32,659	995	1,119	-	121,470	13,145	2,338	2,488	35,645	209,859	82.52	2,543	
Greenwich Free Library	157,187	1,017	1,000	-	14,499	15,270	56	2,763	10,978	202,770	41.03	4,942	
Hudson Falls Free Library	86,890	3,166	0	-	-	4,675	1,862	456	5,079	102,128	6.64	15,389	
Salem/Bancroft Public Library	58,191	995	7,482	160,888	16,534	-	702	1,192	869	246,853	90.92	2,715	
Whitehall Free Library	25,000	1,016	5,600	-	1,375	-	25,000	28	-	58,019	11.75	4,939	
Total Washington County	\$ 611,428	\$ 11,169	\$ 16,314	\$ 166,768	\$ 384,206	\$ 42,306	\$ 30,974	\$ 8,355	\$ 70,865	\$ 1,342,385	\$ 32.04	41,891	
Grand Total	\$ 18,297,205	\$ 80,233	\$ 222,163	\$ 632,840	\$ 601,149	\$ 222,662	\$ 365,278	\$ 137,535	\$ 215,860	\$ 20,774,925	\$ 67.39	308,267	



## Operating Fund Expenditures

Library	All Other Expenses											
	Salaries & Benefits		Library Materials			Capital Expense	Building & Maint.	Misc. & Other	Contracts with Libraries/ Systems	Debt Service	All Other Expense s %	Total
	\$	%	\$	%	\$ per capita	\$	\$	\$	\$		%	\$
<b>Hamilton County</b>												
Indian Lake Public Library, Town Of	\$ 143,786	77.02%	\$ 19,575	10.49%	\$ 14.48	\$ -	\$ 7,051	\$ 10,055	\$ 6,221	-	12.50%	\$ 186,688
Inlet Public Library, Town Of	12,740	28.70%	7,652	17.24%	22.98	11,891	8,251	2,183	1,671	-	54.06%	44,388
Lake Pleasant Public Library, Town of	84,822	84.13%	4,879	4.84%	6.25	-	-	8,120	3,004	-	11.03%	100,825
Cornelius V. Whitney Long Lake Public Library	85,332	34.90%	18,284	7.48%	30.63	88,985	14,368	34,083	3,442	-	57.62%	244,494
Raquette Lake Free Library	28,076	53.17%	12,539	23.75%	109.99	-	6,705	3,366	2,119	-	23.08%	52,805
<b>Total Hamilton County</b>	<b>\$ 354,756</b>	<b>56.38%</b>	<b>\$ 62,929</b>	<b>10.00%</b>	<b>\$ 19.81</b>	<b>\$ 100,876</b>	<b>\$ 36,375</b>	<b>\$ 57,807</b>	<b>\$ 16,457</b>	<b>\$ -</b>	<b>33.62%</b>	<b>\$ 629,200</b>
<b>Saratoga County</b>												
Ballston Spa Public Library	\$ 131,011	65.55%	\$ 7,026	3.52%	\$ 1.30	-	\$ 43,110	\$ 8,939	\$ 9,781	-	30.94%	\$ 199,867
Burnt Hills/Ballston Community Public Library	390,764	61.64%	64,101	10.11%	7.42	58,699	61,284	36,416	22,715	-	28.25%	633,979
Clifton Park-Halfmoon Public Library	2,707,794	60.32%	305,779	6.81%	5.45	-	282,160	311,932	109,357	771,688	32.86%	4,488,710
Corinth Free Library	81,053	76.30%	8,456	7.96%	1.29	-	8,159	3,878	4,690	-	15.75%	106,236
Galway Public Library	110,263	64.17%	13,674	7.96%	1.95	-	23,192	18,623	6,089	-	27.88%	171,841
Mechanicville District Public Library	199,090	61.75%	45,575	14.14%	4.78	-	26,886	40,357	10,516	-	24.12%	322,424
Round Lake/WRLIS Library/Malta Branch	257,896	73.97%	38,488	11.04%	2.61	-	57	38,867	13,318	-	14.99%	348,626
Saratoga Springs Public Library	3,839,717	76.64%	362,014	7.23%	7.38	155,095	240,548	303,383	109,089	-	16.13%	5,009,846
Schuylerville Public Library	242,927	44.03%	22,282	4.04%	2.26	220,084	17,470	41,611	7,396	-	51.93%	551,770
Stillwater Public Library	190,540	70.00%	23,070	8.47%	3.10	-	10,921	42,978	4,707	-	21.53%	272,216
Waterford Public Library	195,484	72.69%	26,198	9.74%	4.53	-	19,016	22,262	5,967	-	17.57%	268,927
<b>Total Saratoga County</b>	<b>\$ 8,346,539</b>	<b>67.45%</b>	<b>\$ 916,663</b>	<b>7.41%</b>	<b>\$ 5.09</b>	<b>\$ 433,878</b>	<b>\$ 732,803</b>	<b>\$ 869,246</b>	<b>\$ 303,625</b>	<b>\$ 771,688</b>	<b>25.14%</b>	<b>\$ 12,374,442</b>
<b>Warren County</b>												
Bolton Free Library	\$ 50,698	52.33%	\$ 12,192	12.59%	\$ 5.24	\$ 15,023	\$ 8,010	\$ 7,630	\$ 3,321	-	35.08%	\$ 96,874
Brant Lake/Horicon Free Public Library	-	0.00%	4,536	71.44%	3.27	-	-	1,813	-	-	28.56%	6,349
Chester Public Library, Town Of	62,168	78.06%	6,703	8.42%	2.00	-	-	5,003	5,771	-	13.53%	79,645
Glens Falls/Crandall Public Library	2,787,125	63.10%	299,043	6.77%	5.22	-	254,089	344,434	85,869	646,221	30.13%	4,416,781
Johnsburg Library, Town Of	62,617	81.82%	5,275	6.89%	2.20	-	-	2,333	6,306	-	11.29%	76,531
Caldwell-Lake George Library	63,280	65.88%	5,501	5.73%	1.57	-	13,274	11,320	2,685	-	28.40%	96,060
Rockwell Falls Public Library	90,209	57.94%	6,600	4.24%	1.00	-	32,913	22,761	3,201	-	37.82%	155,684
Stony Creek Free Library	2,269	8.41%	5,519	20.45%	7.20	-	13,822	3,864	1,515	-	71.14%	26,989
Warrensburg/Richards Library	86,227	61.46%	10,280	7.33%	1.93	-	21,145	17,852	4,788	-	31.21%	140,292
<b>Total Warren County</b>	<b>\$ 3,204,593</b>	<b>62.89%</b>	<b>\$ 355,649</b>	<b>6.98%</b>	<b>\$ 4.29</b>	<b>\$ 15,023</b>	<b>\$ 343,253</b>	<b>\$ 417,010</b>	<b>\$ 113,456</b>	<b>\$ 646,221</b>	<b>30.13%</b>	<b>\$ 5,095,205</b>
<b>Washington County</b>												
Argyle Free Library	\$ 40,281	54.21%	\$ 4,270	5.75%	\$ 1.13	-	\$ 5,869	\$ 21,243	\$ 2,636	-	40.04%	\$ 74,299
Cambridge Public Library	55,272	65.05%	14,575	17.15%	7.79	-	6,316	2,844	5,963	-	17.80%	84,970
Easton Library	33,289	54.80%	6,124	10.08%	2.62	-	4,724	14,101	2,509	-	35.12%	60,747
Fort Edward Free Library	30,360	49.08%	7,856	12.70%	2.33	-	5,306	15,516	2,826	-	38.23%	61,864
Granville/Pember Library & Museum	89,516	44.39%	4,027	2.00%	1.58	-	25,517	77,734	4,881	-	53.62%	201,675
Greenwich Free Library	147,886	64.29%	12,888	5.60%	2.61	-	22,650	38,909	7,700	-	30.11%	230,033
Hudson Falls Free Library	82,859	72.15%	10,160	8.85%	0.66	-	9,637	8,292	3,901	-	19.01%	114,849
Salem/Bancroft Public Library	44,245	41.68%	11,025	10.39%	4.06	41,246	-	5,784	3,858	-	47.94%	106,158
Whitehall Free Library	20,411	37.51%	2,347	4.31%	0.48	-	26,630	2,938	2,095	-	58.18%	54,421
<b>Total Washington County</b>	<b>\$ 544,119</b>	<b>55.02%</b>	<b>\$ 73,272</b>	<b>7.41%</b>	<b>\$ 1.75</b>	<b>\$ 41,246</b>	<b>\$ 106,649</b>	<b>\$ 187,361</b>	<b>\$ 36,369</b>	<b>\$ -</b>	<b>37.58%</b>	<b>\$ 989,016</b>
<b>Grand Total</b>	<b>\$12,450,007</b>	<b>65.22%</b>	<b>\$1,408,513</b>	<b>7.38%</b>	<b>\$ 4.57</b>	<b>\$ 591,023</b>	<b>\$1,219,080</b>	<b>\$1,531,424</b>	<b>\$ 469,907</b>	<b>\$1,417,909</b>	<b>19.97%</b>	<b>\$ 19,087,863</b>

## Continuing Education, Consulting, & Outreach



### Continuing Education

- Polaris
- WordPress sites
- New Director Training
- Youth Services
- Adult Program Swap

#### Attendance

- 39 Sessions
- 494 Participants

### Consulting

- Annual Report
- Reopening planning
- Strategic planning

#### Attendance

- 9 Sessions
- 86 Participants

### Outreach/Partnerships

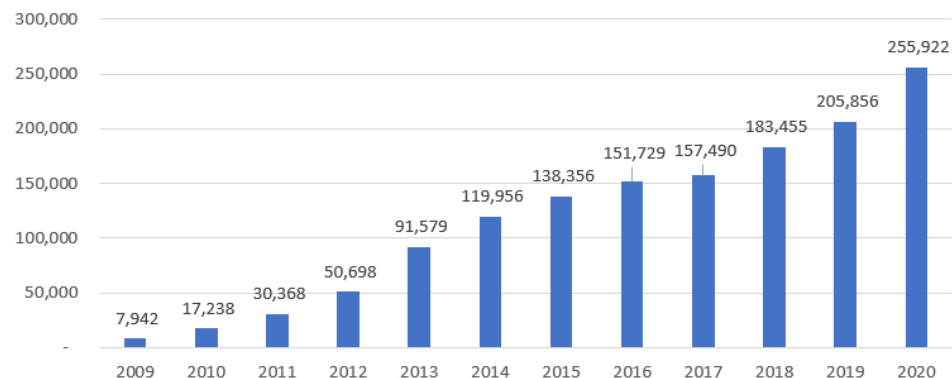
- Leaving Our Fingerprints
- Infomingle
- Farm-2-Library
- Outreach Coordinators
- COSAC

#### Attendance

- 65 Sessions
- 598 Participants

## Technology

Overdrive Checkouts



## WEBSITE TRAFFIC 2020

Hamilton County		Warren County	
IND	14,371	BOL	5,786
ILT	10,431	BRL	3,500
LKP	11,645	CHT	12,579
LGL	14,154	GLE	215,151
RAQ	9,857	JBG	9,535
Total Hamilton County	<b>60,458</b>	LKG	5,142
Saratoga County		LUZ	22,030
BAL	43,659	STO	10,324
BUR	77,869	WAR	43,087
CPH	241,162	Total Warren County	<b>327,134</b>
COR	14,921	Washington County	
GAL	58,718	ARG	22,913
MEC	34,366	CAM	19,488
RDL/Malta	56,725	EAS	11,282
SAR	207,321	FTE	13,885
SVL	29,289	GRA	47,067
STI	24,958	GRN	124,814
WAT	15,022	HUD	22,314
Total Saratoga County	<b>804,010</b>	SLM	69,514
		WHI	20,293
		Total Washington County	<b>351,570</b>

## WIRELESS SESSIONS 2020

Hamilton County	
Indian Lake Public Library, Town of	5,923
Inlet Public Library, Town of	2,125
Lake Pleasant Public Library, Town of	3,230
Cornelius V. Whitney Long Lake Public Library	2,400
Raquette Lake Free Library	1,954
Total Hamilton County	<b>15,632</b>
Saratoga County	
Ballston Spa Public Library	1,015
Burnt Hills/Ballston Community Public Library	5,355
Clifton Park-Halfmoon Public Library	28,073
Corinth Free Library	1,415
Galway Public Library	5,215
Mechanicville District Public Library	9,583
Round Lake/WRLIS Library/Malta Branch	1,895
Saratoga Springs Public Library	29,460
Schuylerville Public Library	2,544
Stillwater Public Library	2,488
Waterford Public Library	684
Total Saratoga County	<b>87,727</b>
Warren County	
Bolton Free Library	1,308
Brant Lake/Horicon Free Public Library	1,073
Chester Public Library, Town of	876
Glens Falls/Crandall Public Library	3,837
Johnsburg Library, Town of	2,400
Caldwell-Lake George Library	1,550
Hadley-Luzerne Public Library	1,691
Stony Creek Free Library	624
Warrensburg/Richards Library	2,797
Total Warren County	<b>16,156</b>
Washington County	
Argyle Free Library	2,555
Cambridge Public Library	28,460
Easton Library	544
Fort Edward Free Library	334
Granville/Pember Library & Museum	2,596
Greenwich Free Library	3,238
Hudson Falls Free Library	447
Salem/Bancroft Public Library	3,697
Whitehall Free Library	2,662
Total Washington County	<b>44,533</b>

Challenge Grants

---

**SALS Challenge Grants 2020—\$82,764.21**

Challenge Grants enable member libraries to embrace change, innovate, and develop new services.

**Construction Challenge Grant Recipients**

- ◆ Town of Ballston Community Library
  - ◆ Interior paint job
- ◆ Clifton Park-Halfmoon Library
  - ◆ ADA compliant doors in staff area
- ◆ Pember Library & Museum
  - ◆ Improved bandwidth
- ◆ Town of Indian Lake Public Library
  - ◆ Lighting upgrades
- ◆ Caldwell Lake George Library
  - ◆ Facilities assessment
- ◆ Town of Lake Pleasant Public Library
  - ◆ Replace porch at staff entrance
- ◆ Rockwell Falls Public Library
  - ◆ New shelving
- ◆ WRLIS Public Library
  - ◆ Wiring, LED lights, new circulation desk & storage
- ◆ Bancroft Public Library
  - ◆ LED lighting
- ◆ Stillwater Public Library
  - ◆ Facilities assessment
- ◆ Schuylerville Public Library
  - ◆ ADA-compliant water fountain w/bottle filler
- ◆ The Richards Library
  - ◆ Existing conditions survey
- ◆ Whitehall Free Library
  - ◆ Fiction room and employee area renovation

**Library Services Seed Challenge Grant Recipients**

- ◆ Galway Public Library
  - ◆ Increase and expand technology program
- ◆ Rockwell Falls Public Library
  - ◆ Install Advanced Workstations on Education
- ◆ Saratoga Springs Public Library
  - ◆ Purchase djembe drums
- ◆ Bancroft Public Library
  - ◆ Programming for the elderly

**Continuing Education Challenge Grant Recipients**

- ◆ Town of Chester Public Library
  - ◆ Word processing for improved communication
- ◆ Fort Edward Free Library
  - ◆ Associate's Degree course
- ◆ Greenwich Free Library
  - ◆ Research Institute for Public Libraries

**Designated Fund Distribution**

---

**SALS Designated Funds****Central Library Development Aid/Central Book Aid (CLDA/CBA)**

State Aid for the implementation of the program and priorities of the central library as described in the library system's approved Five-Year Plan of Service. 20% of allotted funds were withheld by NYS.

**Total Amount: \$136,076**

**Local Library Support Aid (LLSA)**

\$0.31 per capita or \$1,500, whichever is greater. In 2020 this grant was cut 7.85% from Ed Law, and 20% of these funds were withheld by NYS.

*SALS Source:* New York State categorical aid

**Total Amount: \$73,392**

**County Aid**

County Aid is a SALS pass-through disbursement. It was calculated for 2019 grants as follows:

**Hamilton:** Minimum \$1,150, balance based on circulation. Total \$11,500

**Saratoga:** Purchased OverDrive – downloadable e-content for Saratoga County member libraries. Total \$35,000

**Warren:** \$21,600 to Crandall, minimum \$1,800, balance based on circulation. Total \$55,000

Source: Each county

**Total Amount: \$101,500**

**County Youth Grants**

Awards to enhance library services for youth through programming.

*Source:* Saratoga County Youth Bureau

**Total Amount: \$1,120**

**NYS Adult & Family Literacy Programs**

State funding to help library systems and libraries offer services to improve adult literacy on the job and in the home and provide family literacy services to children and their parents or caregivers.

**Total Amount: \$13,269**

**State Aid for Library Construction**

Bancroft Public Library \$14,231; Pember Library & Museum \$11,129; Stillwater Public Library \$337,500.

The ranking process and recommendation for funding amounts are determined by law, Education Commissioner's Regulation, and criteria developed by SALS' Board of Trustees as approved by the NYS Education Department.

Source: NYS categorical aid

**Total Amount: \$362,860**

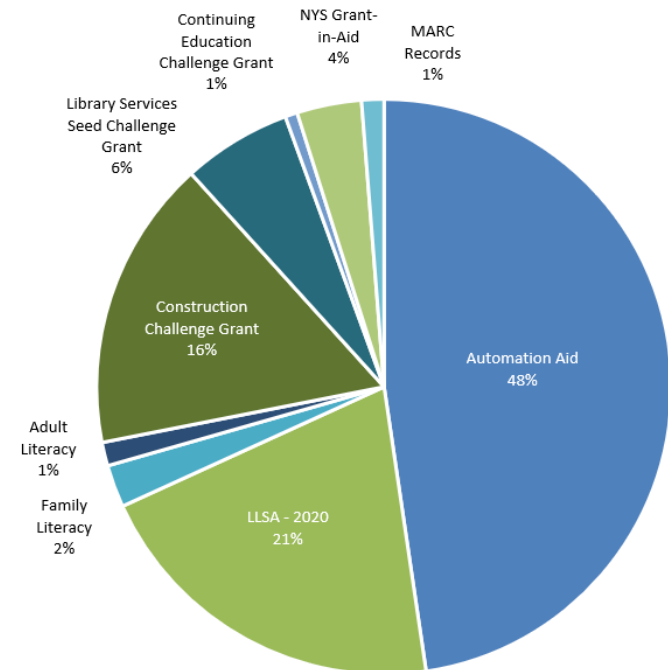
**\$688,217 distributed to member libraries**



## SALS Treasurer's Report

<b>General Fund</b>		
<b>Balance, December 31, 2019</b>		\$ 2,323,558
<b>Receipts:</b>		
State Aid	\$ 1,244,460	
Income from Investments	23,617	
County Aid for Member Libraries	102,620	
Reimbursement of Prior Year Expenses - General Fund	24,894	
Reimbursement of Joint Automation Fees - Member Libraries	458,859	
Miscellaneous	3,991	
		\$ 1,858,441
		\$ 4,181,999
<b>Disbursements:</b>		
Grants to Member Libraries & Others - LLSA, Technology and Construction Challenge Grants, Automation, Technology Grant, NYS Literacy, Marc records & Other	\$ 357,587	
Grants to Correctional Facilities and County Jails	4,357	
Joint Automation Fees - Member Libraries	486,382	
Delivery Service	174,518	
County Aid for Member Libraries	101,500	
Central Library Development Aid - Crandall Public Library	83,364	
Books, E-content & Other Library Materials	57,038	
Salaries for Personnel	478,636	
Employee and Retiree Benefits	301,844	
Operation and Maintenance of Building	40,227	
Equipment Purchased	5,127	
Travel - Staff and Board	14,460	
Other Operating Expenses	43,572	\$ 2,148,614
<b>Balance, December 31, 2020</b>		\$ 2,033,386
<b>Reconciliation of Ending Balance:</b>		
N.O.W. Checking Accounts		\$ 13,825
Money Market Savings and Certificates of Deposit		\$ 2,019,560
Total Cash and Investments		\$ 2,033,386
<b>Trust and Agency Fund</b>		
<b>Balance, December 31, 2019</b>		\$ 46,702
Receipts: Transfers from General Fund		1,262,729
		1,309,431
Less: Disbursements		1,301,698
<b>Balance, December 31, 2020</b>		\$ 7,733

Distribution of \$357,587 in subsidies to member libraries



## Central Library Report

**2020: Our 62<sup>nd</sup> Year as Central Library and What a Year it Was**

Twenty-Two was an unprecedented year. There have been devastating losses, psychological challenges, and economic hardships; as I write this, we are not completely free of the constraints COVID-19 has placed on us. Every organization around the world had to change the way they did business, Crandall Public Library was no exception. On behalf of the Board of Trustees, the Library staff and the Friends of the Library, it is our responsibility and pleasure to work with SALS and member libraries to continue to provide for the needs of our communities as your Central Library. Moreover, I would like to recognize the leadership of Sara Dallas, Director of SALS, and her staff, the SALS Board of Trustees, and the Joint Automation professionals for providing points to anchor from during the storm of conflicting information about library safety, security, services, and systems of delivery during the pandemic.

In spite of many constraints, we still managed to deliver outstanding offerings to our service area. We developed Crandall Curbside, a safe, contactless method of picking up requested Library materials and our Pop-In Library, a “mini-mart” of services flourished in fall and early winter. Highlights included:

- WiFi penetration into City Park was expanded so all visitors to Glens Falls could have park or roadside connections
- Central Library staff sponsored 730 programs including in-person programs and one-on-one sessions (prior to March 2020) and live virtual events, and recorded virtual events (post closure); trackable attendance reached at least 7,325
- Total additions to holdings including electronic materials: 51,690
- 34,754 Interlibrary loan items were provided (loaned) from the Central Library
- Central Library monies provide access to the eResources such as OverDrive and Heritage Quest Online for all SALS cardholders. Use of electronic content understandably surged to 119,162 items in 2020

These results are directly tied to the ***Central Library Plan of Service for 2017-2021***, the document that is our guide for providing the tools, resources and professional assistance to SALS member libraries and their patrons. As a recipient of about \$170,000 from New York State to carry out the plan, we strive to meet the blueprint’s two ambitious aims:

GOAL 1: Crandall Public Library will provide access to adult nonfiction materials, resources and information in all formats for SALS member libraries to fulfill the role of Central Library per the requirements of NYS Education Law.

GOAL 2: Crandall Public Library will provide information services to benefit member libraries and the people who reside in Hamilton, Warren, Washington and Saratoga counties.

The shared 2020 experience, as horrible, exhausting, and mind numbing as it was, truly did bring us closer. Thank you for your continuation of emotional, financial and technical support. We were, and continue to be, in this together.

Kathleen U. Naftaly, Director



## Staff and Trustees

---

During 2020, we pivoted to a primarily virtual work place in order to fulfill our mission of improving and expanding library services through the dedicated work of the Board of Trustees and SALS staff.

### Administration

Sara Dallas  
Bill Rougier  
Sharon Shyne  
Dianne Winter

### Consultants

Erica Freudenberger  
Jill Ryder  
Jack Scott

### Joint Automation Staff

Mary Hanley  
Michele Largeau  
David MacFarland  
Christopher Mundell  
Jason Thomson

### SALS Board of Trustees

Linda Borden  
Christine Connell  
Elaine Cowin  
Jordan Hornstein, President  
Carol Kuhr  
Janet Lindner, Secretary  
Dale Nemer  
Robert Odess  
Nancy Seifts  
Margaret Shapiro  
Barbara Taylor  
Russell Wise, Jr., Vice President

### SALS Treasurer

Robert W. Jeffords



## Member Libraries

Hamilton County			Warren County		
	Town of Indian Lake Public Library	(518) 648-5444		Bolton Free Library	(518) 644-2233
	indianlake.sals.edu			www.boltonfreelibrary.org	
	Town of Inlet Public Library	(315) 357-6494		Brant Lake, Horicon Free Public Library	(518) 494-4189
	inletlibrary.sals.edu			horiconny.gov/horicon-public-library	
	Town of Lake Pleasant Public Library	(518) 548-4411		Town of Chester Public Library	(518) 494-5384
	lakepleasantlibrary.sals.edu			www.chesterlibrary.org	
	Cornelius Vanderbilt Whitney Long Lake Library	(518) 624-3825	^	Glens Falls, Crandall Public Library	(518) 792-6508
	longlake.sals.edu			www.crandalllibrary.org	
	Raquette Lake Free Library	(315) 354-4005		Caldwell-Lake George Library	(518) 668-2528
	raquettelakelibrary.sals.edu			caldwell-lakegeorge.sals.edu	
				Hadley-Luzerne Public Library	(518) 696-3423
				hadluzblog.sals.edu	
Saratoga County				North Creek, Town of Johnsbury Library	(518) 251-4343
	Ballston Spa Public Library	(518) 885-5022		townofjohnsburylibrary.sals.edu	
	bspl.sals.edu			Stony Creek Free Library	(518) 696-5911
	Burnt Hills, Town of Ballston Community Library	(518) 399-8174		stonycreekfreelibrary.sals.edu	
	tobllibrary.sals.edu			Warrensburg, Richards Library	(518) 623-3011
	Clifton Park - Halfmoon Public Library	(518) 371-8622		www.therichardslibrary.com	
	www.cphlibrary.org				
	Corinth Free Library	(518) 654-6913	Washington County		
	corinth.sals.edu			Argyle Free Library	(518) 638-8911
	Galway Public Library	(518) 882-6385		argylelibrary.sals.edu	
	www.galwaypubliclibrary.org			Cambridge Public Library	(518) 677-2443
	Mechanicville District Public Library	(518) 664-4646		cambridge.sals.edu	
	medlib.sals.edu			Easton Library	(518) 692-2253
	Round Lake Library	(518) 899-2285		easton.sals.edu	
	www.roundlakelibrary.org			Fort Edward Free Library	(518) 747-6743
	Round Lake Library—Malta Branch	(518) 682-2495		fortedwardlibrary.sals.edu	
	www.roundlakelibrary.org			Granville, Pember Library & Museum	(518) 642-2525
	Saratoga Springs Public Library	(518) 584-7860		pember.sals.edu	
	www.sspl.org			Greenwich Free Library	(518) 692-7157
	Schuylerville Public Library	(518) 695-6641		greenwich.sals.edu	
	schuylervillelibrary.sals.edu			Hudson Falls Free Library	(518) 747-6406
	Stillwater Public Library	(518) 664-6255		hudsonfalls.sals.edu	
	stillwater.sals.edu			Salem, Bancroft Public Library	(518) 854-7463
	Waterford Public Library	(518) 237-0891		www.bancroftlibrary.org	
	waterfordlibrary.net			Whitehall Free Library	(518) 499-1366
				whitehall.sals.edu	
^	Central Reference Library				