

# 2019 Statistical Summary



**SOUTHERN ADIRONDACK**  
LIBRARY SYSTEM



**Hamilton  
Warren  
Washington  
Saratoga**

**Southern Adirondack Library System**  
22 Whitney Place  
Saratoga Springs, NY 12866

**Phone: 518-584-7300**  
**FAX: 518-587-5589**  
**[www.sals.edu](http://www.sals.edu)**

## ***SALS Plan of Service 2017-2021***

SALS completed the third year of its revised plan of service, developed using data collected from our member libraries. Member library staff and trustees identified the system services they needed in order to provide quality library services to their communities. The SALS 2021 budget will be developed based upon the System Plan of Service and evaluation results.

The four service priorities chosen by our membership, regardless of library size and budget are:

- Joint Automation/POLARIS support
- Delivery & Interlibrary Loan Services
- Consulting & Continuing Education
- Technology

In June of 2019, member library staff and trustees were asked to complete a system use and satisfaction survey. The survey helped us measure, evaluate, and allocate system resources for FY 2020.

SALS is most effective when it focuses its resources on meeting its memberships' priorities.

I want to thank the SALS Board of Trustees, the SALS staff, and the membership for helping us define and improve our services to our community.

—Sara Dallas, Director

## TABLE OF CONTENTS

### Taking Stock

About Libraries Today.....	4
NYS Minimum Standards.....	5
NYS Library Director Standards.....	5
Types of Libraries.....	6
Local Votes .....	7
Statistical Benchmarks & Book Prices .....	8

### Operations

2018/2019 Circulation Data .....	9
Type/Area Chartered to serve	
2010 census pop. of chartered area	
2018/2019 circulation +/-	
2018/2019 circulation per capita +/- %	
Cataloged Holdings.....	10
Adult & YA Print Materials—% of holdings	
Juvenile Print Materials—% of holdings	
Other Print Materials—% of holdings	
2019 Print Holdings per capita	
Electronic Holdings—% of holdings	
Non Print/AV—% of holdings	
Total Holdings	
Interlibrary Loan Resource Sharing .....	11/12
Deliveries per Week 2018/2019	
2019 Borrowed   Loaned   Total Activity	
2018 Total Activity	
Total Activity change +/-   % Change	

### Library Operations..... 13

Library Visits   Visits per capita
Programs Held   Program Attendance
Registered Borrowers
Hours Open/Week
Square Feet
Year of Last Major Renovation/Addition
In House Use of Public PCs   WiFi Access
Paid Staff FTE
FTE Hours/Week

### Library Program of the Year..... 14

### Finances

### Local Public Funds..... 15

Local Funding from Chartered Area
Chartered Local Funds per capita
Other Local Funding
County Aid
Local Public Funds—Total   \$ per capita

### Operating Fund Receipts..... 16

Total Local Public Funds
System Cash Grants
Other State & Federal Aid
Other Income
Operating Fund Receipts—Total   \$ per capita

### Operating Fund Expenditures ..... 17

Salaries & Benefits—% of Total
Library Materials—% of Total   \$ per capita
Capital Expense
Building Expense
Misc. & Other Expense
Contracts with Libraries/Systems
All Other Expenses—%
Operating Fund Expenses - Total   \$ per capita

### SALS Services

Continuing Education & Consulting .....	18
Technology .....	19
Challenge Grants .....	20
Designated Fund Distribution .....	21
SALS Treasurer's Report   Distribution of Subsidies to Members .....	22
Central Library Report .....	23
Staff & Trustees .....	24
Member Libraries .....	25

The statistics in this booklet were supplied by Member Libraries in their 2019 Annual Reports.

**About Libraries Today**

---

*The State of America's Libraries 2020: A Report from the American Library Association* released during National Library Week outlines statistics and issues affecting libraries of all types.

**Public Libraries**

“The popularity of libraries is surging. The public response to the work of our nation’s libraries is reflected in an increased number of visits. According to a recent Gallup poll, visiting the library is the ‘most common cultural activity Americans engage in by far.’ In 2019, US adults reported taking an average of 10.5 trips to the library, a frequency that exceeded their participation in eight other common leisure activities.” Major topics in the public library world in 2019:

**Learning and parent engagement**

- Research shows that increased parent involvement reduces or eradicates the literacy gap between children whose mothers have varying levels of education.
- Libraries leveled the playing field by offering free access to collections and programs that bring families together.

**Wellness and health**

- Public library collections offer materials on healthy lifestyles, cookbooks that address medical dietary needs, multimedia for physical exercise instruction, and self-help mental health materials.
- Libraries are offering walking, hiking, bicycling, or running programs that take place outside of the library building, and fitness or yoga classes inside the building.
- Hundreds of public libraries are encouraging community members to secure health insurance through information dissemination, education, and partnerships.
- Libraries are also hiring social work practitioners, interns, or students to address patrons’ social service needs.

**Economic opportunity**

- Nearly 90% of public libraries offer digital literacy training programs, through which community members can learn resume development and job searching and gain new skills to aid in career advancement.
- Approximately half of all public libraries provide free services for small businesses and entrepreneurs, from offering access to market-trends databases to hosting business-coaching classes, and even providing seed capital through business-plan competitions.

**Nontraditional collections**

- The best proof that public libraries are about more than just books is their evolution into libraries of things, offering non-traditional collections that are community-specific and imaginative.
- The wide array of items available to check out includes mattresses, dolls, bicycles, binoculars, and accordions.

## NYS Minimum Standards &amp; Library Director Standards

## Regulations of the Commissioner of Education

***Regulation 90.2: Standards for Registration of Public, Free Association and Indian Libraries***

(a) A public, free association or Indian library will be registered if it meets the following standards satisfactory to the commissioner:

- (1) is governed by written bylaws which outline the responsibilities and procedures of the library board of trustees;
- (2) has a board-approved, written long-range plan of service;
- (3) presents an annual report to the community on the library's progress in meeting its goals and objectives;
- (4) has board-approved written policies for the operation of the library;
- (5) presents annually to appropriate funding agencies a written budget which would enable the library to meet or exceed these standards and to carry out its long-range plan of service;
- (6) periodically evaluates the effectiveness of the library's collection and services in meeting community needs;
- (7) is open the following scheduled hours (*see chart*)
- (8) maintains a facility to meet community needs, including adequate space, lighting, shelving, seating, and restroom;
- (9) has a telephone, photocopier, microcomputer, printer, telefacsimile machine and other equipment necessary to facilitate access to information;
- (10) distributes printed information listing the library's hours open, borrowing rules, services, location and phone number.
- (11) employs a paid director in accordance with the provisions of Section 90.8 of this Part (*see chart*)

(b) Any public, free association or Indian library registered by the department at the time this section takes effect shall be required to meet the standards for registration in subdivision (a) of this section on the following schedule:

(1) meet the standards of paragraphs (1) through (5) and (10) of subdivision (a) of this section on or before January 1, 1995.

(2) meet the standards of paragraph (6) of subdivision (a) of this section on or before January 1, 1997.

(3) meet the standards of paragraphs (7), (8), (9) and (11) of subdivision (a) of this section on or before January 1, 1999.

(c) **Variances.** If circumstances over which any public, free association or Indian library has no control prevent it from meeting one or more of the standards of service set forward in subdivision (a) of this section, such library may apply for a variance for such standard(s). The application for such variance shall be submitted for such library by the public library system of which such library is a member, in a form prescribed by the commissioner. No variance granted pursuant to this subdivision shall be deemed to relieve a public, free association or Indian library of any obligation imposed by any other provision of federal or state law.

***Regulation 90.2: Scheduled Hours******Regulation 90.8: Standards for Library Director***

Population	Minimum weekly hours open	Library Director
Up to 500	12	
500-2,499	20	
2,500-4,999	25	2 years/Associate degree
5,000 - 7,499	35	4 years/BA degree
7,500 –14,999	35	MLS/Professional Certificate or Certificate of Qualification
15,000-24,999	40	
25,000-99,999	55	
100,000 and above	60	

## Types of Libraries

	ASSOCIATION LIBRARIES	PUBLIC LIBRARIES		
		Municipal Public Library	School District Public Library	Special District Public Library
HOW ESTABLISHED	By vote of association members or as trustees operating under a will or deed of trust.	By vote of county, city, town or village board; or by petition and referendum.	By vote of school district voters.	By special act of State legislature and vote of special district voters.*
CHARTER	Regents incorporate by charter.	Regents incorporate by charter.	Regents incorporate by charter.	Regents incorporate by charter.
REGISTRATION	Education Department registers. Must meet minimum standards in order to receive public funds.	Education Department registers. Must meet minimum standards in order to receive public funds.	Education Department registers. Must meet minimum standards in order to receive public funds.	Education Department registers. Must meet minimum standards in order to receive public funds.
TAX FUNDS	May receive appropriation from units of government. Also tax levy by vote of municipal or school district voters. Library should sign contract with appropriating unit. May petition municipal and/or school district tax payers for funds.	Budget approved by county, city, town, or village board. Also tax levy by vote of municipal or school district voters. May petition municipal and/or school district tax payers for funds.	Budget approved by school district voters. May also petition for a tax levy from municipalities.	Budget approved by district voters. May also petition for a tax levy from municipalities, unless enactment legislation specifies otherwise.
BONDING AUTHORITY	Not permitted. Requires a special act of legislation through Dormitory Authority of the State of New York (DASNY)	Municipal government may bond if it owns the library building.	School district may bond if it owns the library building.	A municipality may bond on behalf of district if legislation allows.*
BOARD OF TRUSTEES	Number: 5-25. Elected by association members. Term of office: set by charter.  Responsible to association membership and to Regents. Residential requirements may be established in bylaws.	Number: 5-15. Approved by municipal governing board; term of office: three or five years if established after 1921.** Responsible to municipal government, public, and Regents. Must be residents of municipality (except village library).	Number: 5-15. Elected by school district voters. Term of office: three or five years (if established after 1921).** Responsible to school district voters and Regents. Must be residents of school district.	Number: determined by enabling legislation. Elected by residents of special district. Term of office: five years or as defined by legislation. Responsible to special district voters and Regents. Residency requirements determined by enabling legislation.
COMMUNITY INVOLVEMENT	Public can join association and may vote for trustees.	Public "owns" library; votes for elected officials who are sympathetic to library needs.	Public "owns" library and votes directly for trustees and budget.	Public "owns" library and votes directly for trustees and budget.
RETIREMENT BENEFITS	May purchase retirement benefits from private vendor. Some may be in State Retirement System if specified in statute.	State Retirement System benefits through municipality.	State Retirement System benefits through school district or independently.	State Retirement System benefits if library district opts to participate.
CIVIL SERVICE	Employees not covered by Civil Service.	Employees subject to Civil Service Law.	Employees subject to Civil Service Law.	Employees subject to Civil Service Law.

\* Special library districts are created by act of the New York State Legislature. Each one is different and reflects the particular needs and situation of that district. There is no comprehensive legal definition of a special library district.

\*\* Became effective January 1, 1999.

## Local Votes

Stable, sufficient funding provides the security for a library's operating budget.

<b>Resource - Creating Public Library Districts in New York State: a "how-to" guide</b>					
Developed by Panz Library Consulting, under a contract with New York State Library Development					
<a href="http://www.nysl.nysed.gov/libdev/libs/pldtools/guide/index.html">http://www.nysl.nysed.gov/libdev/libs/pldtools/guide/index.html</a>					
<b>Library</b>	<b>Budget Vote Held By</b>	<b>Type of Library</b>	<b>Voters Live In</b>	<b>Budget Vote \$ Amount</b>	<b>Date Held</b>
Argyle Free Library	Argyle Central School District	Assoc. Town	School District	\$60,955	05/21/2019
Ballston Spa Public Library	Ballston Spa Central School District	Public Village	School District	\$57,750	05/21/2019
Bancroft Public Library	Salem Central School District	Public Village	School District	\$28,619	05/21/2019
Cambridge Public Library	Cambridge Central School District	Public Village	School District	\$55,000	05/21/2019
Clifton Park-Halfmoon Public Library	Clifton Park-Halfmoon Library District	Special District	Special Legislative District	\$4,722,607	09/26/2019
Corinth Free Library	Corinth Central School District	Assoc. Town	School District	\$61,975	05/21/2019
Cornelius Vanderbilt Whitney Long Lake Library	Long Lake Central School District	School District	School District	\$151,024	06/19/2019
Crandall Public Library				\$4,823,195	
Crandall Public Library	Glens Falls, City of	Special District	City		11/05/2019
Crandall Public Library	Queensbury, Town of	Special District	Town		11/05/2019
Crandall Public Library	Moreau, Town of	Special District	Town		11/05/2019
Easton Library	Greenwich Central School District	Assoc. Town	School District	\$42,586	05/21/2019
Galway Public Library	Galway Central School District	School District	School District	\$184,680	06/12/2019
Greenwich Free Library	Greenwich Central School District	Assoc. Town	School District	\$99,837	05/21/2019
Hadley-Luzerne Public Library	Lake Luzerne, Town of	Public Town	School District	\$190,000	06/25/2019
Mechanicville District Public Library	Mechanicville City School District	School District	School District	\$338,677	05/11/2014
Raquette Lake Free Library	Raquette Lake Union Free School District	Assoc. School District	School District	\$11,500	05/21/2019
Richards Library	Warrensburg Central School District	Assoc. Other <sup>1</sup>	School District	\$178,200	05/21/2019
Saratoga Springs Public Library	Saratoga Springs City School District	School District	School District	\$5,205,672	04/11/2019
Schuylerville Public Library	Schuylerville Central School District	School District	School District	\$350,000	05/21/2019
Stillwater Public Library	Stillwater Central School District	School District	School District	\$280,558	05/21/2019
Stony Creek Free Library	Hadley-Luzerne Central School	Assoc. Town	School District	\$6,500	5/15/2012
Waterford Public Library	Waterford Halfmoon-Union Free School District	School District	School District	\$287,035	06/05/2019
Whitehall Free Library	Whitehall Central School District	Assoc. School District	School District	\$15,000	05/21/2019
Woman's Round Lake Improvement Society	Malta, Town of	Assoc. Town	Town	\$339,000	11/08/2016

<sup>1</sup> As amended June 22, 2009, Richards Library is chartered to serve the towns of Warrensburg and Thurman; it receives funds from the Bolton, Lake George, Athol & Johnsburg School Districts

## Statistical Benchmarks &amp; Book Prices

Averages	New York State <sup>1</sup>	SALS Members <sup>2</sup>	Your Library
Circulation per capita	7.67	8.92	(p.9)
Print material holdings per capita	6.43	3.66	(p. 10)
Per capita support (income) local public funding	\$67.40	\$56.89	(p. 15)
Per capita operating expenses	\$72.05	\$59.17	(p. 17)
Per capita expenses for library materials	\$6.70	\$5.19	(p. 17)
Budget distribution	63.68% for paid staff; 10.34% for materials	67.77% for paid staff; 8.78% for library materials	(p. 17)

<sup>1</sup>Bibliostat Connect, 2018 Annual Report data

<sup>1</sup>Bibliostat Connect, 2019 Annual Report data

\*SALS-specific data

**Average Book Prices 2019**  
**School Library Journal, March 2020**

Adult Fiction	
Hardcover.....	\$27.80
Trade Paperback .....	\$17.71
Adult Nonfiction	
Hardcover.....	\$33.65
Trade paperback .....	\$22.22
Mass Market Paperback .....	\$7.43
Children's Hardcover .....	\$16.88
YA Hardcover .....	\$19.37
*E-Books: .....	\$37.38
*E-Audiobooks: .....	\$69.44



Library	Type/Area Chartered to Serve	2010 Census Population	Circulation		2018/2019 + or -	Circulation per capita		2018/2019 + or - %
			2018	2019		2018	2019	
<b>Hamilton County</b>								
Indian Lake Public Library, Town of	Public Town	1,352	15,489	18,420	2,931	11.46	13.62	18.92%
Inlet Public Library, Town of	Public Town	333	4,542	4,576	34	13.64	13.74	0.75%
Lake Pleasant Public Library, Town of	Public Town	781	11,526	13,377	1,851	14.76	17.13	16.06%
Cornelius V. Whitney Long Lake Public Library	PSD	597	12,745	10,619	(2,126)	21.35	17.79	-16.68%
Raquette Lake Free Library	Association School District	114	5,491	4,903	(588)	48.17	43.01	-10.71%
Total Hamilton County		<b>3,177</b>	<b>49,793</b>	<b>51,895</b>	<b>2,102</b>	<b>15.67</b>	<b>16.33</b>	
<b>Saratoga County</b>								
Ballston Spa Public Library	Public Village	5,409	50,490	52,399	1,909	9.33	9.69	3.78%
Burnt Hills/Ballston Community Public Library	Public Town	8,638	132,458	130,317	(2,141)	15.33	15.09	-1.62%
Clifton Park-Halfmoon Public Library	PSLD	56,138	757,134	727,516	(29,618)	13.49	12.96	-3.91%
Corinth Free Library	Association Town	6,531	20,193	19,505	(688)	3.09	2.99	-3.41%
Galway Public Library	PSD	7,029	22,932	21,079	(1,853)	3.26	3.00	-8.08%
Mechanicville District Public Library	PSD	9,536	50,312	46,866	(3,446)	5.28	4.91	-6.85%
Round Lake/WRLIS Library/Malta Branch	Association Town	14,765	79,431	82,764	3,333	5.38	5.61	4.20%
Saratoga Springs Public Library	PSD	49,070	777,377	710,546	(66,831)	15.84	14.48	-8.60%
Schuylerville Public Library	PSD	9,881	42,903	47,486	4,583	4.34	4.81	10.68%
Stillwater Public Library	PSD	7,444	27,638	29,987	2,349	3.71	4.03	8.50%
Waterford Public Library	PSD	5,784	31,551	27,392	(4,159)	5.45	4.74	-13.18%
Total Saratoga County		<b>180,225</b>	<b>1,992,419</b>	<b>1,895,857</b>	<b>(96,562)</b>	<b>11.06</b>	<b>10.52</b>	
<b>Warren County</b>								
Bolton Free Library	Association Town	2,326	12,991	12,471	(520)	5.59	5.36	-4.00%
Brant Lake/Horicon Free Public Library	Public Town	1,389	6,416	6,135	(281)	4.62	4.42	-4.38%
Chester Public Library, Town of	Public Town	3,355	22,818	20,376	(2,442)	6.80	6.07	-10.70%
Glens Falls/Crandall Public Library	PSLD	57,329	557,868	539,234	(18,634)	9.73	9.41	-3.34%
Johnsburg Library, Town of	Public Town	2,395	21,783	20,300	(1,483)	9.10	8.48	-6.81%
Caldwell-Lake George Library	Association Town	3,515	11,469	12,343	874	3.26	3.51	7.62%
Hadley-Luzerne Public Library	Public Town	5,395	15,334	14,436	(898)	2.84	2.68	-5.86%
Stony Creek Free Library	Association Town	767	2,766	2,462	(304)	3.61	3.21	-10.99%
Warrensburg/Richards Library	Association Other	5,313	24,604	22,994	(1,610)	4.63	4.33	-6.54%
Total Warren County		<b>81,784</b>	<b>676,049</b>	<b>650,751</b>	<b>(25,298)</b>	<b>8.27</b>	<b>7.96</b>	
<b>Washington County</b>								
Argyle Free Library	Association Town	3,782	11,189	10,341	(848)	2.96	2.73	-7.58%
Cambridge Public Library	Public Village	1,870	26,886	26,322	(564)	14.38	14.08	-2.10%
Easton Library	Association Town	2,336	6,000	5,235	(765)	2.57	2.24	-12.75%
Fort Edward Free Library	Association Village	3,375	4,582	4,342	(240)	1.36	1.29	-5.24%
Granville/Pember Library & Museum	Public Village	2,543	19,933	19,110	(823)	7.84	7.51	-4.13%
Greenwich Free Library	Association Town	4,942	40,269	37,767	(2,502)	8.15	7.64	-6.21%
Hudson Falls Free Library	Association School District	15,389	13,103	15,368	2,265	0.85	1.00	17.29%
Salem/Bancroft Public Library	Public Town	2,715	17,690	17,565	(125)	6.52	6.47	-0.71%
Whitehall Free Library	Association School District	4,939	4,781	4,878	97	0.97	0.99	2.03%
Total Washington County		<b>41,891</b>	<b>144,433</b>	<b>140,928</b>	<b>(3,505)</b>	<b>3.45</b>	<b>3.36</b>	
<b>Grand Total Member Libraries</b>		<b>307,077</b>	<b>2,862,694</b>	<b>2,739,431</b>	<b>(123,263)</b>	<b>9.32</b>	<b>8.92</b>	<b>-4.31%</b>
SALS Population Char								

PSLD - Public Special Legislative District    PSD - Public School District

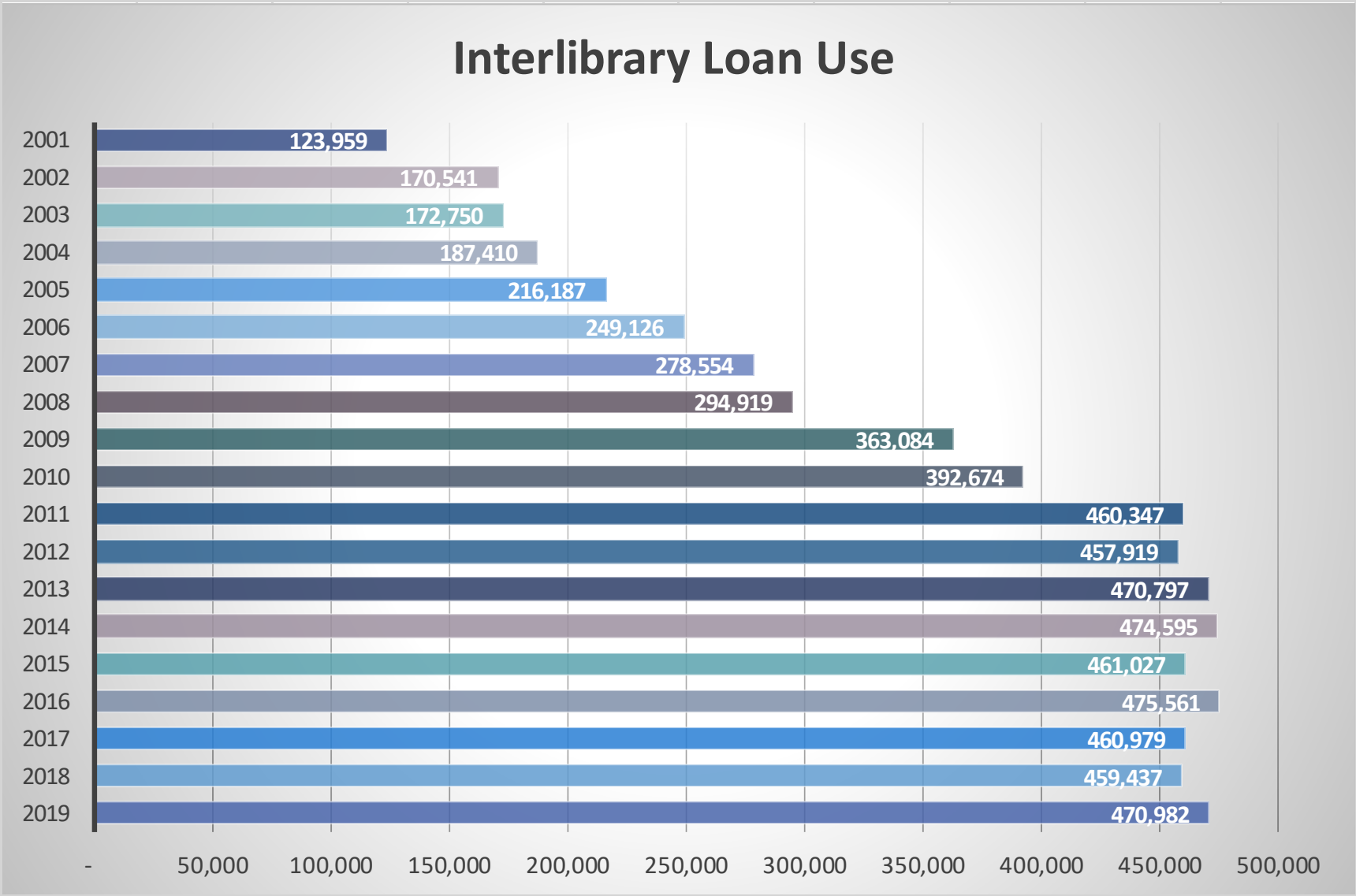
	Adult & YA Print Materials	% of total holdings	Juvenile Print Materials	% of total holdings	Other Print Materials	% of total holdings	2019 Print holdings per capita	Electronic Holdings*	% of total holdings	Non-Print AV	% of total holdings	Total Holdings*
Hamilton County												
Indian Lake Public Library, Town of	16,916	37%	8,872	19%	227	0%	19.24	14,966	33%	4,849	11%	45,830
Inlet Public Library, Town of	4,352	18%	3,053	13%	36	0%	22.35	14,965	63%	1,173	5%	23,579
Lake Pleasant Public Library, Town of	7,379	26%	3,337	12%	6	0%	13.73	14,965	52%	2,846	10%	28,533
Cornelius V. Whitney Long Lake Public Library	7,550	26%	2,909	10%	14	0%	17.54	14,980	52%	3,626	12%	29,079
Raquette Lake Free Library	6,438	22%	4,101	14%	550	2%	97.27	14,965	52%	2,886	10%	28,940
Total Hamilton County	42,635	44%	22,272	23%	833	1%	20.69	14,981	16%	15,380	16%	96,101
Saratoga County												
Ballston Spa Public Library	16,228	35%	9,681	21%	536	1%	4.89	15,075	33%	4,411	10%	45,931
Burnt Hills/Ballston Community Public Library	27,345	41%	14,917	22%	93	0%	4.90	14,996	22%	9,829	15%	67,180
Clifton Park-Halfmoon Public Library	73,376	39%	58,252	31%	408	0%	2.35	26,407	14%	30,485	16%	188,928
Corinth Free Library	11,345	31%	6,253	17%	2,135	6%	3.02	15,309	42%	1,750	5%	36,792
Galway Public Library	14,524	32%	10,338	23%	644	1%	3.63	15,087	33%	4,900	11%	45,493
Mechanicville District Public Library	20,310	37%	10,518	19%	358	1%	3.27	15,229	28%	8,497	15%	54,912
Round Lake/WRLIS Library/Malta Branch	17,387	31%	17,680	31%	742	1%	2.43	15,009	26%	5,898	10%	56,716
Saratoga Springs Public Library	103,003	45%	61,494	27%	9,480	4%	3.55	20,403	9%	35,812	16%	230,192
Schuylerville Public Library	8,969	26%	6,904	20%	238	1%	1.63	15,159	44%	3,186	9%	34,456
Stillwater Public Library	8,802	25%	6,988	20%	46	0%	2.13	14,214	41%	4,576	13%	34,626
Waterford Public Library	8,017	24%	6,839	21%	26	0%	2.57	15,561	47%	2,593	8%	33,036
Total Saratoga County	309,306	46%	209,864	31%	14,706	2%	2.96	32,799	5%	111,937	16%	678,612
Warren County												
Bolton Free Library	8,227	27%	4,290	14%	1,171	4%	5.88	14,965	50%	1,273	4%	29,926
Brant Lake/Horicon Free Public Library	6,326	23%	4,128	15%	561	2%	7.93	14,965	55%	1,301	5%	27,281
Chester Public Library, Town of	11,625	29%	9,108	23%	572	1%	6.35	14,968	37%	4,173	10%	40,446
Glens Falls/Crandall Public Library	103,528	29%	46,358	13%	124,040	35%	4.78	47,743	13%	34,547	10%	356,216
Johnsburg Library, Town of	15,761	37%	5,581	13%	1,256	3%	9.44	14,965	35%	4,729	11%	42,292
Caldwell-Lake George Library	7,297	27%	3,170	12%	278	1%	3.06	14,974	55%	1,358	5%	27,077
Hadley-Luzerne Public Library	7,655	27%	3,219	11%	101	0%	2.03	14,965	53%	2,163	8%	28,103
Stony Creek Free Library	5,506	22%	2,529	10%	7	0%	10.49	14,965	59%	2,195	9%	25,202
Warrensburg/Richards Library	8,021	27%	4,301	14%	98	0%	2.34	14,978	50%	2,698	9%	30,096
Total Warren County	173,946	36%	82,684	17%	128,084	26%	4.70	47,768	10%	54,437	11%	486,919
Washington County												
Argyle Free Library	4,734	20%	2,533	8%	147	0%	1.96	14,967	64%	1,151	3%	23,532
Cambridge Public Library	6,332	19%	3,461	10%	5,526	17%	8.19	14,965	45%	2,876	9%	33,160
Easton Library	7,357	24%	5,792	19%	192	1%	5.71	14,968	48%	2,851	9%	31,160
Fort Edward Free Library												

\*Member libraries share access to 14,965 Electronic Holdings via OverDrive. Double-counted holdings have been removed from county and system totals.

## Interlibrary Loan Resource Sharing

		Dec. 2018	Dec. 2019	2019				2018	Total Activity	
Code	Library	Deliveries per Week	Deliveries per Week	Borrowed	Loaned	Borrow more than loan	Total Activity	Total Activity	Change + or -	% Change
	<b>Hamilton County</b>									
IND	Indian Lake Public Library, Town of	3	3	1,574	3,910	(2,336)	5,484	5,073	411	8.1%
ILT	Inlet Public Library, Town of	3	3	481	2,163	(1,682)	2,644	2,207	437	19.8%
LKP	Lake Pleasant Public Library, Town of	3	3	1,982	3,032	(1,050)	5,014	4,399	615	14.0%
LGL	Cornelius V. Whitney Long Lake Public Library	3	3	1,346	2,096	(750)	3,442	3,551	(109)	-3.1%
RAQ	Raquette Lake Free Library	3	3	345	2,686	(2,341)	3,031	3,260	(229)	-7.0%
	Total Hamilton County	15	15	5,728	13,887		19,615	18,490	1,125	6.1%
	<b>Saratoga County</b>									
BAL	Ballston Spa Public Library	5	5	10,741	4,139	6,602	14,880	13,060	1,820	13.9%
BUR	Burnt Hills/Ballston Community Public Library	5	5	13,338	14,163	(825)	27,501	26,587	914	3.4%
CPH	Clifton Park-Halfmoon Public Library	5	5	46,647	38,376	8,271	85,023	84,247	776	0.9%
COR	Corinth Free Library	4	4	3,618	3,452	166	7,070	7,149	(79)	-1.1%
GAL	Galway Public Library	3	3	2,427	5,839	(3,412)	8,266	8,182	84	1.0%
MEC	Mechanicville District Public Library	5	5	4,615	12,693	(8,078)	17,308	17,696	(388)	-2.2%
RDL	Round Lake/WRLIS Library/Malta Branch	10	10	14,773	7,187	7,586	21,960	19,754	2,206	11.2%
SAR	Saratoga Springs Public Library	5	5	41,655	41,273	382	82,928	77,849	5,079	6.5%
SVL	Schuylerville Public Library	5	5	8,009	7,076	933	15,085	13,769	1,316	9.6%
STI	Stillwater Public Library	5	5	4,777	5,443	(666)	10,220	9,332	888	9.5%
WAT	Waterford Public Library	5	5	2,813	2,662	151	5,475	5,250	225	4.3%
	Total Saratoga County	57	57	153,413	142,303		295,716	282,875	12,841	4.5%
	<b>Warren County</b>									
BOL	Bolton Free Library	3	3	1,374	3,869	(2,495)	5,243	4,877	366	7.5%
BRL	Brant Lake/Horicon Free Public Library	3	3	924	1,646	(722)	2,570	2,563	7	0.3%
CHT	Chester Public Library, Town of	3	3	3,345	4,730	(1,385)	8,075	8,631	(556)	-6.4%
GLE	Glens Falls/Crandall Public Library	5	5	30,113	34,754	(4,641)	64,867	65,837	(970)	-1.5%
JBG	Johnsburg Library, Town of	3	3	2,933	5,068	(2,135)	8,001	7,828	173	2.2%
LKG	Caldwell-Lake George Library	3	3	2,666	2,665	1	5,331	5,418	(87)	-1.6%
LUZ	Hadley-Luzerne Public Library	5	5	1,866	1,706	160	3,572	3,525	47	1.3%
STO	Stony Creek Free Library	3	3	374	2,277	(1,903)	2,651	2,173	478	22.0%
WAR	Warrensburg/Richards Library	3	3	4,683	4,454	229	9,137	9,467	(330)	-3.5%
	Total Warren County	31	31	48,278	61,169		109,447	110,319	(872)	-0.8%
	<b>Washington County</b>									
ARG	Argyle Free Library	5	5	1,805	1,414	391	3,219	3,587	(368)	-10.3%
CAM	Cambridge Public Library	5	5	3,796	655	3,141	4,451	4,477	(26)	-0.6%
EAS	Easton Library	5	5	605	1,820	(1,215)	2,425	2,483	(58)	-2.3%
FTE	Fort Edward Free Library	5	5	510	867	(357)	1,377	1,339	38	2.8%
GRA	Granville/Pember Library & Museum	5	5	3,868	4,203	(335)	8,071	8,861	(790)	-8.9%
GRN	Greenwich Free Library	5	5	6,896	5,386	1,510	12,282	13,101	(819)	-6.3%
HUD	Hudson Falls Free Library	5	5	2,423	4,347	(1,924)	6,770	5,923	847	14.3%
SLM	Salem/Bancroft Public Library	5	5	2,630	3,044	(414)	5,674	5,942	(268)	-4.5%
WHI	Whitehall Free Library	5	5	1,081	854	227	1,935	2,040	(105)	-5.1%
	Total Washington County	45	45	23,614	22,590		46,204	47,753	(1,549)	-3.2%
	<b>Grand Total</b>	148	148	231,033	239,949		470,982	459,437	11,545	2.5%

Interlibrary Loan Resource Sharing



## Library Operations

Library	Library Visits	Library Visits per capita	Programs Held	Program Attend.	Registered Borrowers	Hours Open/ week	SQ.FT.	Year of Last Major Renovation/ Addition	In-Library Uses of Public PC's	#WiFi Access /year	Paid Staff FTE	FTE Hours/ Week
<b>Hamilton County</b>												
Indian Lake Public Library, Town of	19,945	14.75	148	1,699	1,422	34	3,750	2002	3,960	3,401	3.6	26
Inlet Public Library, Town of	9,529	28.62	22	175	909	14	1,500	2016	501	2,855	0.6	40
Lake Pleasant Public Library, Town of	11,158	14.29	159	2,262	1,618	30	1,164	2015	774	2,849	3.0	40
Cornelius V. Whitney Long Lake Public Library	15,066	25.24	32	739	1,282	28	3,130	2012	816	3,353	2.5	39
Raquette Lake Free Library	5,147	45.15	13	265	840	21	1,364	2009	655	2,098	1.4	21
Total Hamilton County	<b>60,845</b>	<b>19.15</b>	<b>374</b>	<b>5,140</b>	<b>6,071</b>				<b>6,706</b>	<b>14,556</b>	<b>11.0</b>	
<b>Saratoga County</b>												
Ballston Spa Public Library	66,570	12.31	129	2,064	4,582	39	6,660	2008	3,119	2,318	7.4	40
Burnt Hills/Ballston Community Public Library	90,000	10.42	570	11,148	6,745	51	11,000	2016	4,321	12,486	9.6	35
Clifton Park-Halfmoon Public Library	439,086	7.82	1,647	34,415	43,503	70	55,000	2006	36,770	55,339	46.9	35
Corinth Free Library	12,974	1.99	71	929	2,154	35	3,434	1988	858	2,290	2.0	35
Galway Public Library	19,627	2.79	241	2,005	1,783	36	1,800	N/A	884	3,282	3.1	35
Mechanicville District Public Library	84,067	8.82	393	14,113	5,383	43	8,136	2013	13,221	7,259	4.3	35
Round Lake/WRLIS Library/Malta Branch	71,163	4.82	602	8,346	4,203	55/55	2,000/5,300	2018/2009	6,130	4,376	8.2	40
Saratoga Springs Public Library	375,784	7.66	3,734	34,480	47,203	70	58,000	1995	46,223	41,439	58.0	35
Schuylerville Public Library	41,481	4.20	677	8,061	2,471	54	3,120	2016	4,120	2,918	4.8	40
Stillwater Public Library	26,824	3.60	447	6,853	1,729	55	2,650	2008	1,967	3,142	4.0	35
Waterford Public Library	51,857	8.97	127	1,349	2,984	53	3,000	2018	1,791	1,659	3.9	35
Total Saratoga County	<b>1,279,433</b>	<b>7.10</b>	<b>8,638</b>	<b>123,763</b>	<b>122,740</b>				<b>119,404</b>	<b>136,508</b>	<b>152.0</b>	
<b>Warren County</b>												
Bolton Free Library	37,950	16.32	118	2,360	1,961	40	3,600	2015	4,925	2,235	1.2	36
Brant Lake/Horicon Free Public Library	2,945	2.12	3	355	535	20	1,800	N/A	423	2,161	2.0	23
Chester Public Library, Town of	11,600	3.46	72	886	1,778	31	3,500	2001	2,000	1,792	1.8	40
Glens Falls/Crandall Public Library	327,491	5.71	1,474	39,905	40,365	65	52,500	2008	35,868	23,046	50.0	35
Johnsburg Library, Town of	12,867	5.37	120	1,273	1,562	24	4,000	1999	1,410	4,164	1.8	32
Caldwell-Lake George Library	12,625	3.59	131	1,955	830	42	2,105	1971	1,085	3,012	2.5	39
Hadley-Luzerne Public Library	15,006	2.78	81	431	1,586	39	4,000	1999	1,315	3,328	2.0	40
Stony Creek Free Library	1,691	2.20	132	455	344	20	1,680	1994	305	886	1.1	20
Warrensburg/Richards Library	19,276	3.63	129	2,555	1,970	47	8,530	2013	2606	4,845	2.2	40
Total Warren County	<b>441,451</b>	<b>5.40</b>	<b>2,260</b>	<b>50,175</b>	<b>50,931</b>				<b>49,937</b>	<b>45,469</b>	<b>64.6</b>	
<b>Washington County</b>												
Argyle Free Library	9,671	2.56	147	592	867	25	2,185	2011	1,092	2,382	2.7	25
Cambridge Public Library	52,440	28.04	324	3,908	2,354	30	4,032	1986	1,986	22,932	2.8	40
Easton Library	4,033	1.73	219	2,047	348	25	3,100	2018	368	483	1.5	25
Fort Edward Free Library	3,879	1.15	43	934	391	30	3,600	1996	272	826	1.6	30
Granville/Pember Library & Museum	22,510	8.85	259	3,427	2,848	32	3,000	2019	899	3,368	3.0	35
Greenwich Free Library	46,199	9.35	544	6,001	3,442	47	5,540	2019	5,674	4,955	4.0	35
Hudson Falls Free Library	12,251	0.80	157	1,112	2,051	40	3,850	2006	908	989	2.6	35
Salem/Bancroft Public Library	15,496	5.71	314	2,870	1,706	36	1,776	1976	2,460	3,348	1.4	40
Whitehall Free Library	3,173	0.64	18	98	965	25	3,488	N/A	538	3,261	2.2	25
Total Washington County	<b>169,652</b>	<b>4.05</b>	<b>2,025</b>	<b>20,989</b>	<b>14,972</b>				<b>14,197</b>	<b>42,544</b>	<b>21.7</b>	
<b>Grand Total</b>	<b>1,951,381</b>	<b>6.35</b>	<b>13,297</b>	<b>200,067</b>	<b>194,714</b>				<b>190,244</b>	<b>239,077</b>	<b>249.4</b>	

## 2019 Library Program of the Year

---

Due to the extraordinary circumstances SALS and its member libraries are currently facing due to the COVID-19 pandemic, the Program of the Year Award was discontinued for the 2019 program year.

We look forward to recognizing the hard work our member libraries put forth in 2020 to innovate ways to provide programming remotely during this time at the May 2021 Annual Meeting.

### *Previous winners*

- 2018 Crandall Public Library: *Southern Adirondack Network Guide (SANG)*  
Cambridge Public Library/Greenwich Free Library/Schuylerville Public Library: *Better Readers Program*
- 2017 Mechanicville District Public Library: *Farmer's Market/Community Garden Program*
- 2016 Schuylerville Public Library: *Counting Down to Kindergarten*
- 2015 Clifton Park-Halfmoon Public Library: *Tuesday Bridges*  
Crandall Public Library: *Crandall Cares/It's Cold Out There*
- 2014 Argyle Free Library: *Underground Railroad Program*  
Cambridge Public Library: *Geek Squad Program*
- 2013 Stony Creek Free Library: *Joe McChesney Showcase*  
Clifton Park-Halfmoon Public Library: *The Holocaust Revisited: A Retrospective Review*
- 2012 Saratoga Springs Public Library: *Sensory Story Time* and *The Sunday Club*  
Town of Ballston Community Library: *Home Delivery Book Program*
- 2011 Clifton Park-Halfmoon Public Library: *Senior Expo*  
Stony Creek Free Library: *The Dirty Dozen Garden Club*

## Local Public Funds

			Local Funding from Chartered Service Area				Other Local Funding				Local Public Funds		
	Type/Area Chartered to Serve	2010 Census Population Chartered to Serve	Town, City or Special	Village	School	Chartered Local Per Capita	Town or City	Village	School	Other	County Aid	Total	Per capita
Hamilton County													
Indian Lake Public Library, Town of	Public Town	1,352	228,963			169.35					3,162	232,125	171.69
Inlet Public Library, Town of	Public Town	333	28,161			84.57			2,000		1,150	31,311	94.03
Lake Pleasant Public Library, Town of	Public Town	781	72,725			93.12					2,255	74,980	96.01
Cornelius V. Whitney Long Lake Public Library	PSD	597			146,606	245.57					2,611	149,217	249.94
Raquette Lake Free Library	Assoc. School	114			11,500	100.88	20,000				1,172	32,672	286.60
Total Hamilton County		3,177	\$ 329,849	\$ -	\$158,106	\$ 153.59	\$ 20,000	\$ -	\$ 2,000	\$ -	\$ 10,350	\$ 520,305	\$ 163.77
Saratoga County													
Ballston Spa Public Library	Public Village	5,409		93,646		17.31	41,000		57,750			192,396	35.57
Burnt Hills/Ballston Community Public Library	Public Town	8,638	552,565			63.97	40,000					592,565	68.60
Clifton Park-Halfmoon Public Library	PSLD	56,138	4,457,563			79.40						4,457,563	79.40
Corinth Free Library	Assoc. Town	6,531	15,000			2.30		14,500	60,433			89,933	13.77
Galway Public Library	PSD	7,029			164,100	23.35						164,100	23.35
Mechanicville District Public Library	PSD	9,536			341,919	35.86						341,919	35.86
Round Lake/WRLIS Library/Malta Branch	Assoc. Town	14,765	339,000			22.96						339,000	22.96
Saratoga Springs Public Library	PSD	49,070			5,107,445	104.08						5,107,445	104.08
Schuylerville Public Library	PSD	9,881			340,000	34.41						340,000	34.41
Stillwater Public Library	PSD	7,444			269,479	36.20						269,479	36.20
Waterford Public Library	PSD	5,784			277,186	47.92	2,500					279,686	48.36
Total Saratoga County		180,225	\$ 5,364,128	\$ 93,646	\$ 6,500,129	\$ 66.35	\$ 83,500	\$ 14,500	\$ 118,183	\$ -	\$ -	\$ 12,174,086	\$ 67.55
Warren County													
Bolton Free Library	Assoc. Town	2,326	57,500			24.72					2,138	59,638	25.64
Brant Lake/Horicon Free Public Library	Public Town	1,389	4,300			3.10					1,800	6,100	4.39
Chester Public Library, Town Of	Public Town	3,355	69,257			20.64					4,301	73,558	21.92
Glens Falls/Crandall Public Library	PSLD	57,329	3,589,852			62.62					21,600	3,611,452	63.00
Johnsburg Library, Town Of	Public Town	2,395	63,500			26.51					3,943	67,443	28.16
Caldwell-Lake George Library	Assoc. Town	3,515	97,490			27.74					2,194	99,684	28.36
Hadley-Luzerne Public Library	Public Town	5,395	64,771			12.01					2,540	67,311	12.48
Stony Creek Free Library	Assoc. Town	767	24,000			31.29			6,500		1,800	32,300	42.11
Warrensburg/Richards Library	Assoc. Other	5,313			152,130	28.63					4,684	156,814	29.52
Total Warren County		81,784	\$ 3,970,670	\$ -	\$ 152,130	\$ 50.41	\$ -	\$ -	\$ 6,500	\$ -	\$ 45,000	\$ 4,174,300	\$ 51.04
Washington County													
Argyle Free Library	Assoc. Town	3,782	11,500			3.04		500	60,955			72,955	19.29
Cambridge Public Library	Public Village	1,870		25,041		13.39	3,700		55,000			83,741	44.78
Easton Library	Assoc. Town	2,336	29,000			12.41			41,442			70,442	30.15
Fort Edward Free Library	Assoc. Village	3,375		6,000		1.78	7,500		7,000			20,500	6.07
Granville/Pember Library & Museum	Public Village	2,543		19,904		7.83	10,000					29,904	11.76
Greenwich Free Library	Assoc. Town	4,942	43,350			8.77		14,000	97,674			155,024	31.37
Hudson Falls Free Library	Assoc. School	15,389			30,000	1.95	30,000	26,360				86,360	5.61
Salem/Bancroft Public Library	Public Town	2,715	29,000			10.68			28,619			57,619	21.22
Whitehall Free Library	Assoc. School	4,939			15,000	3.04	10,000					25,000	5.06
Total Washington County		41,891	\$ 112,850	\$ 50,945	\$ 45,000	\$ 4.98						\$ 601,545	\$ 14.36
Grand Total													
		307,077	\$ 9,777,497	\$ 144,591	\$ 6,855,365	\$ 54.64	\$ 103,500	\$ 14,500	\$ 126,683	\$ -	\$ 55,350	\$ 17,470,236	\$ 56.89

## Operating Fund Receipts

		System Cash Grants to Member Library Designated State & Other Aid				Other					Operating Fund Receipts	
	Total Local Public Funds	Local Library Services Aid	CLDA, Other State & Other	Other State & Federal Aid	Gifts & Endow - ments	Fund Raising	Investment Income	Library Charges/ Fines	Other Misc.	Total	Per capita	
Library												
Hamilton County												
Indian Lake Public Library, Town of	\$ 232,125	\$ 1,419	-	\$ 406	\$ 4,023	\$ -	\$ 665	\$ 1,097	-	\$ 239,735	\$ 177.32	
Inlet Public Library, Town of	31,311	1,419	4,000	-	2,658	6,190	49	505	5,728	51,860	155.74	
Lake Pleasant Public Library, Town of	74,980	1,419	5,000	-	523	-	10	1,422	7,500	90,854	116.33	
Cornelius V. Whitney Long Lake Public Library	149,217	1,418	4,000	39,266	30,649	515	0	1,269	2	226,336	379.12	
Raquette Lake Free Library	32,672	1,419	4,000	-	11,729	10,269	325	94	45	60,553	531.17	
Total Hamilton County	\$ 520,305	\$ 7,094	\$ 17,000	\$ 39,672	\$ 49,582	\$ 16,974	\$ 1,049	\$ 4,387	\$ 13,275	\$ 669,338	\$ 210.68	
Saratoga County												
Ballston Spa Public Library	\$ 192,396	\$ 1,586	\$ 0	\$ -	\$ 330	\$ 714	\$ 57	\$ 4,319	\$ 7,197	\$ 206,599	\$ 38.20	
Burnt Hills/Ballston Community Public Library	592,565	2,533	1,263	26,438	10,473	-	169	15,428	7,512	656,381	75.99	
Clifton Park-Halfmoon Public Library	4,457,563	16,461	8,400	68,625	2,398	-	17,595	103,146	-	4,674,188	83.26	
Corinth Free Library	89,933	1,915	1,501	-	3,879	-	1,467	2,407	367	101,469	15.54	
Galway Public Library	164,100	2,060	4,231	-	1,933	-	535	3,304	-	176,163	25.06	
Mechanicville District Public Library	341,919	2,795	8,252	-	788	-	-	4,678	7,922	366,354	38.42	
Round Lake/WRLIS Library/Malta Branch	339,000	4,330	4,000	-	1,875	-	7,085	9,214	23,981	389,485	26.38	
Saratoga Springs Public Library	5,107,445	14,382	17,000	-	59,278	-	3,287	96,430	47,149	5,344,971	108.93	
Schuylerville Public Library	340,000	2,896	9,188	222,508	4,797	-	-	3,886	172	583,447	59.05	
Stillwater Public Library	269,479	2,182	7,400	-	6,201	13,350	354	3,370	-	302,336	40.61	
Waterford Public Library	279,686	1,996	4,140	-	3,175	-	229	1,846	3,690	294,762	50.96	
Total Saratoga County	\$ 12,174,086	\$ 53,136	\$ 65,375	\$ 317,571	\$ 95,127	\$ 14,064	\$ 30,778	\$ 248,028	\$ 97,990	\$ 13,096,155	\$ 72.67	
Warren County												
Bolton Free Library	\$ 59,638	\$ 1,419	\$ 4,800	\$ 27,243	\$ 11,726	\$ 26,446	\$ 1,274	\$ 729	\$ 7,350	\$ 140,625	\$ 60.46	
Brant Lake/Horicon Free Public Library	6,100	1,420	2,500	-	1,110	-	-	428	161	11,719	8.44	
Chester Public Library, Town of	73,558	1,419	5,990	-	12,497	-	30	1,992	13,000	108,486	32.34	
Glens Falls/Crandall Public Library	3,611,452	16,810	174,595	64,000	138,844	63,454	262,430	77,775	5,487	4,414,847	77.01	
Johnsburg Library, Town of	67,443	1,419	0	-	14,053	-	8	2,340	-	85,263	35.60	
Caldwell-Lake George Library	99,684	1,419	0	-	3,437	3,653	253	1,753	716	110,915	31.55	
Hadley-Luzerne Public Library	67,311	1,582	19,735	-	3,142	0	15	3,103	10,563	105,451	19.55	
Stony Creek Free Library	32,300	1,419	0	-	11,922	5,624	-	129	107	51,501	67.15	
Warrensburg/Richards Library	156,814	1,558	4,000	-	-	-	4	2,124	3,872	168,372	31.69	
Total Warren County	\$ 4,174,300	\$ 28,465	\$ 211,620	\$ 91,243	\$ 196,731	\$ 99,177	\$ 264,014	\$ 90,373	\$ 41,256	\$ 5,197,179	\$ 63.55	
Washington County												
Argyle Free Library	\$ 72,955	\$ 1,419	\$ 2,500	-	\$ 8,399	\$ 11,893	\$ 281	\$ 950	\$ 240	\$ 98,637	\$ 26.08	
Cambridge Public Library	83,741	1,419	5,500	-	3,210	-	16	3,145	-	97,031	51.89	
Easton Library	70,442	1,419	5,822	-	6,811	-	53	415	-	84,962	36.37	
Fort Edward Free Library	20,500	1,419	17,500	-	24,940	1,278	-	737	3,711	70,085	20.77	
Granville/Pember Library & Museum	29,904	1,418	2,680	-	92,906	4,818	3,928	8,545	33,099	177,298	69.72	
Greenwich Free Library	155,024	1,449	2,500	-	34,805	25,173	75	6,566	28,543	254,135	51.42	
Hudson Falls Free Library	86,360	4,513	2,500	-	-	7,604	3,110	2,615	1,796	108,498	7.05	
Salem/Bancroft Public Library	57,619	1,419	5,000	-	3,497	-	328	3,073	2,500	73,436	27.05	
Whitehall Free Library	25,000	1,448	2,750	-	875	2,983	8,368	39	363	41,826	8.47	
Total Washington County	\$ 601,545	\$ 15,923	\$ 46,752	\$ 0	\$ 175,443	\$ 53,749	\$ 16,159	\$ 26,085	\$ 70,252	\$ 1,005,908	\$ 24.01	
Grand Total	\$ 17,470,236	\$ 104,618	\$ 340,747	\$ 448,486	\$ 516,883	\$ 183,964	\$ 312,000	\$ 368,873	\$ 222,773	\$ 19,968,580	\$ 65.03	



## Operating Fund Expenditures

Library						All Other Expenses				All Other Expenses %		
	Salaries & Benefits		Library Materials			Capital Expense	Building & Maint.	Misc. & Other	Contracts with Libraries/ Systems		Total	
	\$	%	\$	%	\$ per capita	\$	\$	\$	\$	%	\$	\$ per capita
<b>Hamilton County</b>												
Indian Lake Public Library, Town Of	\$ 145,897	76.39%	\$ 23,278	12.19%	\$ 17.22	\$ -	\$ 5,257	\$ 10,771	\$ 5,776	11.42%	\$ 190,979	\$ 141.26
Inlet Public Library, Town Of	17,390	40.10%	5,981	13.79%	17.96	-	15,524	2,726	1,743	46.11%	43,364	130.22
Lake Pleasant Public Library, Town of	63,505	73.22%	8,017	9.24%	10.27	-	-	12,574	2,638	17.54%	86,734	111.06
Cornelius V. Whitney Long Lake Public Library	82,528	49.02%	15,708	9.33%	26.31	18,166	17,733	31,143	3,080	41.65%	168,358	282.01
Raquette Lake Free Library	25,863	46.30%	15,123	27.07%	132.66	-	6,076	6,374	2,425	26.63%	55,861	490.01
Total Hamilton County	\$ 335,183	61.47%	\$ 68,107	12.49%	\$ 21.44	\$ 18,166	\$ 44,590	\$ 63,588	\$ 15,662	26.04%	\$ 545,296	\$ 171.64
<b>Saratoga County</b>												
Ballston Spa Public Library	\$ 171,249	79.99%	\$ 14,825	6.92%	\$ 2.74	\$ 174	\$ 6,692	\$ 11,637	\$ 9,509	13.08%	\$ 214,086	\$ 39.58
Burnt Hills/Ballston Community Public Library	413,426	65.02%	71,008	11.17%	8.22	-	82,270	47,879	21,310	23.82%	635,893	73.62
Clifton Park-Halfmoon Public Library	2,554,485	67.47%	318,093	8.40%	5.67	-	401,684	407,151	104,413	24.12%	3,785,826	67.44
Corinth Free Library	79,384	70.94%	11,364	10.16%	1.74	-	9,513	6,957	4,678	18.90%	111,896	17.13
Galway Public Library	97,727	66.35%	14,991	10.18%	2.13	-	6,648	21,968	5,962	23.48%	147,296	20.96
Mechanicville District Public Library	187,418	53.19%	46,209	13.11%	4.85	-	47,676	61,733	9,338	33.70%	352,374	36.95
Round Lake/WRLIS Library/Malta Branch	269,517	72.98%	44,466	12.04%	3.01	-	724	41,684	12,933	14.98%	369,324	25.01
Saratoga Springs Public Library	3,925,012	73.96%	424,842	8.01%	8.66	317,856	215,500	307,814	115,954	18.04%	5,306,978	108.15
Schuylerville Public Library	224,399	53.59%	27,292	6.52%	2.76	91,000	28,144	41,037	6,869	39.89%	418,741	42.38
Stillwater Public Library	174,488	64.92%	21,892	8.15%	2.94	15,958	23,447	27,585	5,398	26.93%	268,768	36.11
Waterford Public Library	185,169	68.75%	28,760	10.68%	4.97	6,634	18,388	24,043	6,325	20.57%	269,319	46.56
Total Saratoga County	\$ 8,282,274	69.71%	\$ 1,023,742	8.62%	\$ 5.68	\$ 431,622	\$ 840,686	\$ 999,488	\$ 302,689	21.67%	\$ 11,880,501	\$ 65.92
<b>Warren County</b>												
Bolton Free Library	\$ 50,685	56.32%	\$ 16,003	17.78%	\$ 6.88	\$ 1,495	\$ 10,683	\$ 7,945	\$ 3,187	25.90%	\$ 89,998	\$ 38.69
Brant Lake/Horicon Free Public Library	-	0.00%	6,226	57.17%	4.48	-	-	4,665	-	42.83%	10,891	7.84
Chester Public Library, Town Of	62,631	58.32%	12,712	11.84%	3.79	-	-	26,339	5,711	29.84%	107,393	32.01
Glens Falls/Crandall Public Library	2,712,901	69.08%	339,912	8.66%	5.93	46,137	264,399	463,022	100,659	22.26%	3,927,030	68.50
Johnsburg Library, Town Of	58,994	76.52%	6,758	8.77%	2.82	-	-	5,632	5,715	14.72%	77,099	32.19
Caldwell-Lake George Library	65,632	55.83%	8,199	6.98%	2.33	-	23,135	18,012	2,569	37.19%	117,547	33.44
Hadley-Luzerne Public Library	73,238	62.62%	4,726	4.04%	0.88	3,949	20,942	10,495	3,607	33.34%	116,957	21.68
Stony Creek Free Library	26,792	50.63%	5,597	10.58%	7.30	-	6,588	12,384	1,556	38.79%	52,917	68.99
Warrensburg/Richards Library	90,314	61.01%	14,309	9.67%	2.69	-	20,212	18,441	4,764	29.33%	148,040	27.86
Total Warren County	\$ 3,141,187	67.58%	\$ 414,442	8.92%	\$ 5.07	\$ 51,581	\$ 345,959	\$ 566,935	\$ 127,768	23.50%	\$ 4,647,872	\$ 56.83
<b>Washington County</b>												
Argyle Free Library	\$ 40,436	50.15%	\$ 4,049	5.02%	\$ 1.07	-	\$ 7,667	\$ 26,021	\$ 2,460	44.83%	\$ 80,633	\$ 21.32
Cambridge Public Library	60,784	65.31%	14,604	15.69%	7.81	-	8,201	4,935	4,541	18.99%	93,065	49.77
Easton Library	30,242	46.77%	8,338	12.90%	3.57	6,372	6,106	11,119	2,483	40.33%	64,660	27.68
Fort Edward Free Library	31,404	40.89%	7,699	10.03%	2.28	-	11,089	23,989	2,612	49.08%	76,793	22.75
Granville/Pember Library & Museum	95,915	49.38%	7,489	3.86%	2.94	-	25,396	60,993	4,461	46.77%	194,254	76.39
Greenwich Free Library	138,565	57.94%	14,367	6.01%	2.91	-	32,456	45,189	8,580	36.05%	239,157	48.39
Hudson Falls Free Library	79,525	56.38%	15,354	10.89%	1.00	-	33,977	7,728	4,463	32.73%	141,047	9.17
Salem/Bancroft Public Library	46,320	29.26%	12,836	8.11%	4.73	-	84,750	10,436	3,940	62.63%	158,282	58.30
Whitehall Free Library	31,254	66.93%	4,097	8.77%	0.83	-	5,208	4,020	2,119	24.30%	46,698	9.45
Total Washington County	\$ 554,445	50.65%	\$ 88,833	8.12%	\$ 2.12	\$ 6,372	\$ 214,850	\$ 194,430	\$ 35,659	41.23%	\$ 1,094,589	\$ 26.13
<b>Grand Total</b>	<b>\$12,313,089</b>	<b>67.77%</b>	<b>\$1,595,124</b>	<b>8.78%</b>	<b>\$ 5.19</b>	<b>\$ 507,741</b>	<b>\$ 1,446,085</b>	<b>\$ 1,824,441</b>	<b>\$ 481,778</b>	<b>23.45%</b>	<b>\$ 18,168,258</b>	<b>\$ 59.17</b>

## Continuing Education, Consulting, & Outreach



### Continuing Education

- Polaris
- Adult Program Swap
- SUNY Adirondack Communications CE
- Annual Report Party
- WordPress training
- Summer Reading Workshop
- GOATS

#### Attendance

- 36 Sessions
- 424 Participants

### Consulting

- Annual Report
- Variances
- Strategic Planning

#### Attendance

- 14 Sessions
- 55 Participants

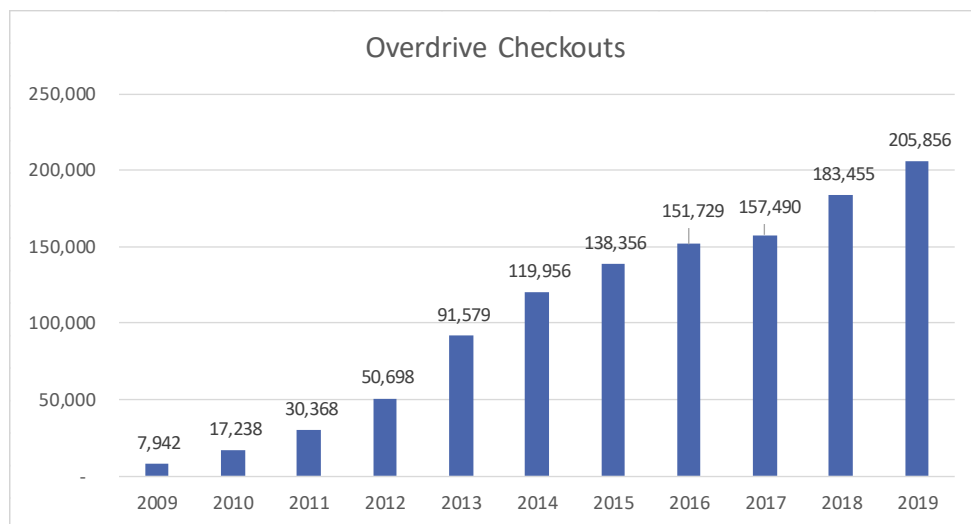
### Outreach/Partnerships

- Outreach Advisory
- Fresh Food Collective
- Pre-Diabetes Coalition
- Census 2020

#### Attendance

- 20 Sessions
- 127 Participants

## Technology



## WEBSITE TRAFFIC 2019

Hamilton County		Warren County	
IND	10,309	BOL	27,274
ILT	18,900	BRL	3,300
LKP	6,260	CHT	13,299
LGL	13,739	GLE	323,530
RAQ	8,716	JBG	6,546
Total Hamilton County	57,924	LKG	10,498
Saratoga County		LUZ	26,308
BAL	46,556	STO	10,544
BUR	70,321	WAR	39,898
CPH	350,683	Total Warren County	461,197
COR	18,172	Washington County	
GAL	56,011	ARG	23,706
MEC	66,874	CAM	28,483
RDL/Malta	71,319	EAS	17,451
SAR	272,570	FTE	30,201
SVL	30,481	GRA	56,602
STI	23,311	GRN	46,258
WAT	10,648	HUD	21,670
Total Saratoga County	1,016,946	SLM	12,647
		WHI	28,077
		Total Washington County	265,095

## WIRELESS SESSIONS 2019

Hamilton County	
Indian Lake Public Library, Town of	3,401
Inlet Public Library, Town of	2,855
Lake Pleasant Public Library, Town of	2,849
Cornelius V. Whitney Long Lake Public Library	3,353
Raquette Lake Free Library	2,098
Total Hamilton County	14,556
Saratoga County	
Ballston Spa Public Library	2,318
Burnt Hills/Ballston Community Public Library	12,486
Clifton Park-Halfmoon Public Library	55,339
Corinth Free Library	2,290
Galway Public Library	3,282
Mechanicville District Public Library	7,259
Round Lake/WRLIS Library/Malta Branch	1,195
Saratoga Springs Public Library	3,181
Schuylerville Public Library	41,439
Stillwater Public Library	2,918
Waterford Public Library	3,142
Total Saratoga County	1,659
Warren County	
Bolton Free Library	2,235
Brant Lake/Horicon Free Public Library	2,161
Chester Public Library, Town of	1,792
Glens Falls/Crandall Public Library	23,046
Johnsburg Library, Town of	4,164
Caldwell-Lake George Library	3,012
Hadley-Luzerne Public Library	3,328
Stony Creek Free Library	886
Warrensburg/Richards Library	4,845
Total Warren County	45,469
Washington County	
Argyle Free Library	2,382
Cambridge Public Library	22,932
Easton Library	483
Fort Edward Free Library	826
Granville/Pember Library & Museum	3,368
Greenwich Free Library	4,955
Hudson Falls Free Library	989
Salem/Bancroft Public Library	3,348
Whitehall Free Library	3,261
Total Washington County	42,544

Challenge Grants

---

**SALS Challenge Grants 2019—\$92,678.24**

Challenge Grants enable member libraries to embrace change, innovate, and develop new services.

**Construction Challenge Grant Recipients**

- ◆ Bolton Free Library
  - ◆ Safety/security updates
- ◆ Town of Chester Public Library
  - ◆ Replace air conditioning system
- ◆ Clifton Park-Halfmoon Public Library
  - ◆ Library space planner
- ◆ Fort Edward Library
  - ◆ Safety/accessibility project
- ◆ Town of Indian Lake Public Library
  - ◆ Various: book drop, lighting, facilities upgrades
- ◆ Town of Johnsburg Library
  - ◆ Install additional drops for computer equipment
- ◆ Town of Lake Pleasant Public Library
  - ◆ Shelving and storage
- ◆ Mechanicville District Public Library
  - ◆ Security/accessibility updates
- ◆ Bancroft Public Library
  - ◆ Architectural designs for ADA compliant bathrooms
- ◆ Stillwater Public Library
  - ◆ Engineer review of physical plant plans
- ◆ Schuylerville Public Library
  - ◆ Exterior signage replacement
- ◆ Waterford Public Library
  - ◆ Interior LED lighting

**Library Services Seed Challenge Grant Recipients**

- ◆ Fort Edward Free Library
  - ◆ Story Wall project
- ◆ Hadley-Luzerne Public Library
  - ◆ Legal consultant for re-chartering process
- ◆ Saratoga Springs Public Library
  - ◆ Charlie Cart program

**Continuing Education Challenge Grant Recipients**

- ◆ Town of Ballston Community Library
  - ◆ Effective Communication and Cohesive Team Building
- ◆ Town of Chester Public Library
  - ◆ Two Trustees to NYLA Annual Conference
- ◆ Clifton Park-Halfmoon Public Library
  - ◆ Staff to Computers in Libraries Conference
- ◆ Easton Library
  - ◆ Director to NYLA Annual Conference
- ◆ Schuylerville Public Library
  - ◆ Director to ALA Annual Conference

## Designated Fund Distribution

---

### SALS Designated Funds

#### **Central Library Development Aid/Central Book Aid (CLDA/CBA)**

State Aid for the implementation of the program and priorities of the central library as described in the library system's approved Five-Year Plan of Service.

**Total Amount: \$174,595**

#### **Local Library Support Aid (LLSA)**

\$0.31 per capita or \$1,500, whichever is greater. In 2019 this grant was cut 5.41%

*SALS Source:* New York State categorical aid

**Total Amount: \$104,630**

#### **County Aid**

County Aid is a SALS pass-through disbursement. It was calculated for 2019 grants as follows:

**Hamilton:** Minimum \$1,150, balance based on circulation. Total \$11,500

**Saratoga:** Purchased OverDrive – downloadable e-content for Saratoga County member libraries. Total \$34,000

**Warren:** \$21,600 to Crandall, minimum \$1,800, balance based on circulation. Total \$45,000

Source: Each county

**Total Amount: \$90,500**

#### **County Youth Grants**

Awards to enhance library services for youth through programming.

*Source:* Saratoga County Youth Bureau

**Total Amount: \$1,120**

#### **NYS Adult & Family Literacy Programs**

State funding to help library systems and libraries offer services to improve adult literacy on the job and in the home and provide family literacy services to children and their parents or caregivers.

**Total Amount: \$13,239**

#### **State Aid for Library Construction**

Bancroft Public Library \$90,399; Bolton Free Library \$30,270; Galway Public Library \$311,804; Greenwich Free Library \$237,854; Hadley-Luzerne Public Library \$3,638; Saratoga Springs Public Library \$315,465

The ranking process and recommendation for funding amounts are determined by law, Education Commissioner's Regulation, and criteria developed by SALS' Board of Trustees as approved by the NYS Education Department.

Source: NYS categorical aid

**Total Amount: \$989,430**

#### **Private Grants and Awards**

SALS staff worked to receive additional funding to support member libraries. Funding from National Library of Medicine/National Institute of Health, Public Library Association, New York State Regents Advisory Council on Libraries, and First Book Marketplace was used to support member libraries programs and provide free books.

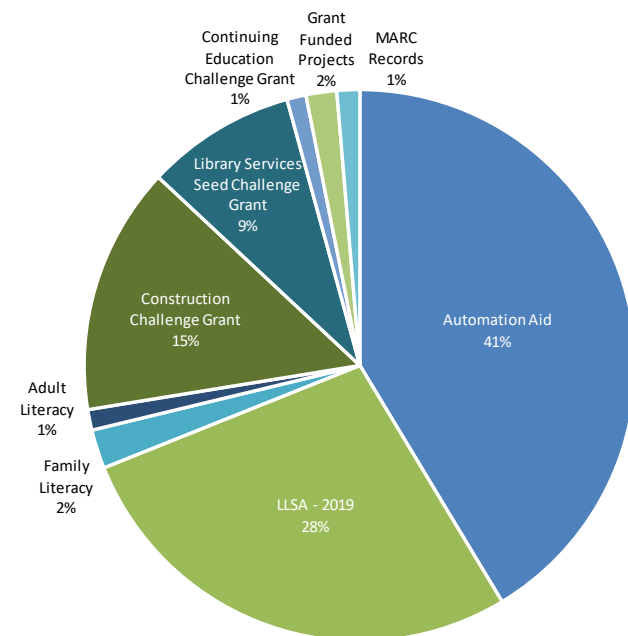
**Total Amount: \$6,828**

**\$1,380,342 distributed to member libraries**

## SALS Treasurer's Report

<b>General Fund</b>		
<b>Balance, December 31, 2018</b>		\$ 2,461,413
<b>Receipts:</b>		
State Aid	\$1,633,030	
Income from Investments	5,941	
County Aid for Member Libraries	91,620	
Reimbursement of Prior Year Expenses - General Fund	18,587	
Reimbursement of Joint Automation Fees - Member Libraries	477,706	
Miscellaneous	10,165	\$ 2,237,048
		<b>\$ 4,698,461</b>
<b>Disbursements:</b>		
Grants to Member Libraries & Others - LLSA, Technology and Construction Challenge Grants, Automation, Technology Grant, NYS Literacy, Marc records & Other	\$ 379,421	
Grants to Correctional Facilities and County Jails	18,258	
Joint Automation Fees - Member Libraries	471,331	
Delivery Service	209,634	
County Aid for Member Libraries	91,620	
Central Library Development Aid - Crandall Public Library	106,962	
Books, E-content & Other Library Materials	74,310	
Salaries for Personnel	576,536	
Employee and Retiree Benefits	283,960	
Operation and Maintenance of Building	59,092	
Operation and Maintenance of Vehicles	2,514	
Equipment Purchased	5,320	
Travel - Staff and Board	34,841	
Other Operating Expenses	61,105	\$ 2,374,904
<b>Balance, December 31, 2019</b>		<b>\$ 2,323,558</b>
<b>Reconciliation of Ending Balance:</b>		
N.O.W. Checking Accounts		\$ 36,568
Money Market Savings and Certificates of Deposit		\$ 2,286,989
Total Cash and Investments		<b>\$ 2,323,558</b>
<b>Trust and Agency Fund</b>		
<b>Balance, December 31, 2018</b>		\$ 6,601
Receipts: Transfers from General Fund		1,320,964
		1,327,565
Less: Disbursements		1,280,863
<b>Balance, December 31, 2019</b>		<b>\$ 46,702</b>

Distribution of \$379,421 in subsidies to member libraries



### Our 61<sup>st</sup> Year as Central Library: Report for 2019

On behalf of the Crandall Public Library Board of Trustees, the Crandall Public Library staff and the Friends of Crandall Public Library, it is our responsibility and pleasure to work with the staff of SALS and member libraries to continue to provide for the needs of our communities. Moreover, I would like to recognize the leadership of Sara Dallas, Director of SALS, and her staff that allows the Central Library to flourish. Furthermore, the SALS Board of Trustees and the JA professionals are to be noted for their dedication and assistance. The 34 member libraries that use the services of the Central Library are also to be acknowledged for their never ending service to our communities. Service highlights from 2019 include:

Central Library staff sponsored 1,474 programs with a grand total of 39,905 attendees.

34,754 Interlibrary loan items were provided (loaned) from the Central Library, reflecting a slight increase from 2018.

Access to the eResources—*OverDrive*, *Ancestry Library Edition* and *Heritage Quest Online* for all SALS cardholders—electronic content usage turned out to be 108,746 items.

Our staff engaged in over 88,949 reference transactions—adult, children's and Folklife combined. That is about 26 questions for every hour we were open to the public!

These results are directly tied to the ***Central Library Plan of Service for 2017-2021***, the document that is our guide for providing the tools, resources and professional assistance to SALS member libraries and their patrons. As a receiver of close to \$170,000 from New York State to carry out the plan, we strive to meet the blueprint's two ambitious aims:

GOAL 1: Crandall Public Library will provide access to adult nonfiction materials, resources and information in all formats for SALS member libraries to fulfill the role of Central Library per the requirements of NYS Education Law.

GOAL 2: Crandall Public Library will provide information services to benefit member libraries and the people who reside in Hamilton, Warren, Washington and Saratoga counties.

Kathleen U. Naftaly, Director



## Staff and Trustees

---

During 2019, we fulfilled our mission to improve and expand library services through the dedicated work of the Board of Trustees, SALS staff and our Central Library, Crandall Public Library in Glens Falls.

### Administration

Sara Dallas  
Bill Rougier  
Sharon Shyne  
Dianne Winter

### Resource Sharing

Cindy Mirra

### SALS Board of Trustees

Linda Borden  
Christine Connell  
Elaine Cowin  
Jordan Hornstein, President  
Carol Kuhr  
Janet Lindner  
Karen McComb  
Dale Nemer  
Robert Odess  
John Plantier  
Nancy Seifts  
Russell Wise, Jr.

### Consultants

Erica Freudenberger  
Jill Ryder  
Jack Scott

### Joint Automation Staff

Mary Hanley  
Michele Largeveau  
David MacFarland  
Christopher Mundell  
Diane Robinson  
Jason Thomson

### SALS Treasurer

Robert W. Jeffords



## Member Libraries

Hamilton County			Warren County		
	Town of Indian Lake Public Library	648-5444		Bolton Free Library	644-2233
	indianlake.sals.edu			www.boltonfreelibrary.org	
	Town of Inlet Public Library	(315) 357-6494		Brant Lake, Horicon Free Public Library	494-4189
	inletlibrary.sals.edu			horiconny.gov/horicon-public-library	
	Town of Lake Pleasant Public Library	548-4411		Town of Chester Public Library	494-5384
	lakepleasantlibrary.sals.edu			www.chesterlibrary.org	
	Cornelius Vanderbilt Whitney Long Lake Library	624-3825	□	Glens Falls, Crandall Public Library	792-6508
	longlake.sals.edu			www.crandalllibrary.org	
	Raquette Lake Free Library	(315) 354-4005		Caldwell-Lake George Library	668-2528
	raquettelakelibrary.sals.edu			caldwell-lakegeorge.sals.edu	
				Hadley-Luzerne Public Library	696-3423
				hadluzblog.sals.edu	
				North Creek, Town of Johnsbury Library	251-4343
	Ballston Spa Public Library	885-5022		townofjohnsburylibrary.sals.edu	
	bspl.sals.edu			Stony Creek Free Library	696-5911
	Burnt Hills, Town of Ballston Community Library	399-8174		stonycreekfreelibrary.sals.edu	
	toblibrary.sals.edu			Warrensburg, Richards Library	623-3011
	Clifton Park - Halfmoon Public Library	371-8622		www.therichardslibrary.com	
	www.cphlibrary.org				
	Corinth Free Library	654-6913		Washington County	
	corinth.sals.edu			Argyle Free Library	638-8911
	Galway Public Library	882-6385		argylelibrary.sals.edu	
	www.galwaypubliclibrary.org			Cambridge Public Library	677-2443
	Mechanicville District Public Library	664-4646		cambridge.sals.edu	
	meclib.sals.edu			Easton Library	692-2253
	Round Lake Library	899-2285		easton.sals.edu	
	www.roundlakelibrary.org			Fort Edward Free Library	747-6743
	Round Lake Library—Malta Branch	682-2495		fortedwardlibrary.sals.edu	
	www.roundlakelibrary.org			Granville, Pember Library & Museum	642-2525
	Saratoga Springs Public Library	584-7860		pember.sals.edu	
	www.sspl.org			Greenwich Free Library	692-7157
	Schuylerville Public Library	695-6641		greenwich.sals.edu	
	schuylervillelibrary.sals.edu			Hudson Falls Free Library	747-6406
	Stillwater Public Library	664-6255		hudsonfalls.sals.edu	
	stillwater.sals.edu			Salem, Bancroft Public Library	854-7463
	Waterford Public Library	237-0891		www.bancroftlibrary.org	
	waterfordlibrary.net			Whitehall Free Library	499-1366
				whitehall.sals.edu	
□	Central Reference Library				