

# 2014 Statistical Summary



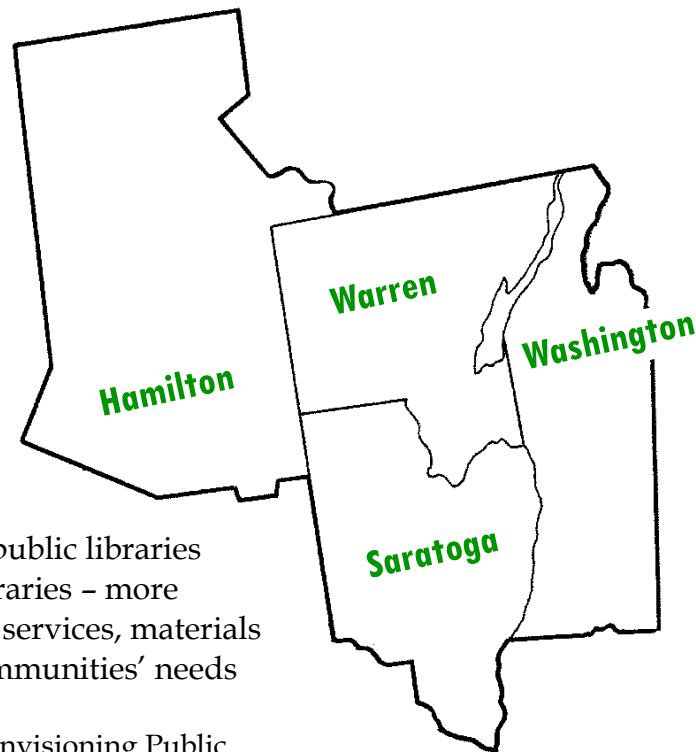
## SOUTHERN ADIRONDACK LIBRARY SYSTEM

Southern Adirondack Library System  
22 Whitney Place  
Saratoga Springs, NY 12866

Phone: 518-584-7300  
FAX: 518-587-5589  
[www.sals.edu](http://www.sals.edu)

“The time has come for a new vision of public libraries in the US. Communities need public libraries – more people are visiting them and using their services, materials and programs than ever before – but communities’ needs continue to change.”

– Rising to the Challenge: Re-envisioning Public Libraries, A report of the Aspen Institute Dialogue on Public Libraries, 2015



## *SALS Plan of Service 2012-2016*

The SALS Board of Trustees, working with Sandra Nelson, revised its Plan of Service. The member library staff and trustees clearly expressed the system services they needed in order to provide quality library services to their communities. The Plan was developed using data collected from the member libraries. The SALS 2014 budget was developed based upon the System Plan of Service.

The four service priorities chosen by our membership, regardless of library size and budget are:

- POLARIS
- Delivery and Interlibrary Loan
- Consulting and Continuing Education
- Technology

In June of 2014, member library staff and trustees were asked to complete a system use and satisfaction survey. The survey will help us measure, evaluate and allocate system resources for FY 2015.

SALS will be most effective when it focuses its resources on meeting its members' most important needs.

I want to thank the SALS Board of Trustees, the SALS staff and the membership for helping us define and improve our services to our community.

—Sara Dallas, Director

## TABLE OF CONTENTS

### Taking Stock

<b>Statistical Benchmarks &amp; Book Prices .....</b>	<b>4</b>
<b>2014 Trustee Awards .....</b>	<b>5</b>
<b>2014 Program Awards .....</b>	<b>6</b>
<b>Regulation 90.2: NYS Minimum Standards .....</b>	<b>7</b>
<b>Regulation 90.8: Library Director .....</b>	<b>7</b>
<b>Types of Libraries .....</b>	<b>8</b>
<b>Local Votes   How to .....</b>	<b>9</b>

### Operations

<b>2013/2014 Circulation Data .....</b>	<b>10</b>
Type/Area Chartered to serve	
2000 census pop. of chartered area	
2013/2014 circulation +/-	
2013/2014 circulation per capita +/- %	
<b>Cataloged Holdings .....</b>	<b>11</b>
Adult & YA Print Materials—% of holdings	
Juvenile Print Materials—% of holdings	
Non Print/AV—% of holdings	
Other Print & Electronic—% of holdings	
Total Holdings	
2014 Holdings per capita	
<b>Interlibrary Loan Resource Sharing ...</b>	<b>12-13</b>
Deliveries per Week 2013/2014	
2014 Borrowed   Loaned   Total Activity	
2013 Total Activity	
Total Activity change +/-   % Change	

<b>Library Operations .....</b>	<b>14</b>
Library Visits   Visits per capita	
Programs Held   Program Attendance	
Hours Open per Week	
Square Feet	
Year of Last Major Renovation or Addition	
In-House Use of Public PCs	
Staff FTE	
FTE Hours/Week	

### Finances

<b>Local Public Funds .....</b>	<b>15</b>
Local Funding from Chartered Area	
Chartered Local Funds per capita	
Other Local Funding	
County Aid	
Local Public Funds—Total   \$ per capita	
<b>Operating Fund Receipts.....</b>	<b>16</b>
Total Local Public Funds	
System Cash Grants	
Other State & Federal Aid	
Other	
Operating Fund Receipts	
Total   Receipts per capita	
<b>Operating Fund Expenditures .....</b>	<b>17</b>
Salaries & Benefits—% of Total	
Library Materials—% of Total   \$ per capita	
Capital Expense	
Building Expense	
Misc. & Other	
Contracts with Libraries/Systems	
All Other Expenses—%	
Total Expenditures   \$ per capita	

### SALS Services

<b>Consulting and Continuing Ed.   New eBook Patrons .....</b>	<b>18</b>
<b>Technology.....</b>	<b>19</b>
<b>Explanation of SALS Grants .....</b>	<b>20</b>
<b>SALS Treasurer's Report   Distribution of Subsidies to Members .....</b>	<b>21</b>
<b>Central Library Report.....</b>	<b>22</b>
<b>About Libraries Today .....</b>	<b>23</b>
<b>Staff &amp; Trustees .....</b>	<b>24</b>
<b>SALS Member Libraries.....</b>	<b>25</b>

\*The statistics in this booklet were supplied by Member Libraries in their 2014 Annual Reports.

Averages	National	New York State <sup>2</sup>	SALS Members	Your Library
Circulation per capita	9.97 <sup>3</sup>	9.73	11.21	(p. 10)
Library materials holdings per capita	5.35 <sup>4</sup>	7.97	5.62	(p. 11)
Per capita support (income) local public funding	\$45.05 <sup>3</sup>	\$60.84	\$51.23	(p. 15)
Per capita operating expenses	\$51.20 <sup>4</sup>	\$73.34	\$55.34	(p. 17)
Per capita expenses for library materials	—	\$6.18	\$5.27	(p. 17)
Budget distribution	—	68.3% for paid staff; 8.4% for materials	66.15% for paid staff; 9.53% for library materials	(p. 17)
Salaries	\$45,650 <sup>1</sup> (Average starting salary for a recent MLS/MSIS graduate in a public library)	NYLA suggests that the starting salary for library staff be comparable to people with similar education and responsibilities working in the same community.		

<sup>1</sup>*Library Journal*, October, 2013—2014 data  
[http://lj.libraryjournal.com/2014/10/placements-and-salaries/2014-survey/renaissance-librarians/#\\_](http://lj.libraryjournal.com/2014/10/placements-and-salaries/2014-survey/renaissance-librarians/#_)

<sup>2</sup>Selected Public and Association Libraries Statistics: 1998-2012  
<http://www.nysl.nysed.gov/libdev/libs/palstats.htm>

<sup>3</sup>*Library Journal*, February, 2013—2014 data  
<http://lj.libraryjournal.com/2015/02/budgets-funding/paying-for-people-budgets-funding>

<sup>4</sup>2014 Public Library Data Service Statistical Report: Characteristics & Trends — 2013 data  
<http://www.plametrics.org/PLDS2014.pdf>

Average Book Prices 2014 School Library Journal, March 2015	
Adult Fiction	2014/ 2015 YTD
Hardcover.....	\$26.82/\$26.67
Trade Paperback.....	\$15.63/\$15.50
Adult Nonfiction	
Hardcover.....	\$28.00/\$28.01
Trade Paperback.....	\$20.75/\$20.57
Mass-Market Paperback.....	\$7.66/\$7.68

## *Library Trustees of the Year*

2014 Awards, Presented on May 18, 2015 by the Southern  
Adirondack Library System at its 57th Annual Meeting

### *Honoring Outstanding Service to a Member Library*

- 2014    Arnold E. Elman, Clifton Park-Halfmoon Public Library  
         Barbara Caimano, Crandall Public Library
- 2013    Susan Jennings, Richards Library  
         Loretto Hosley, CV Whitney Long Lake Public Library
- 2012    Cheryl Gold, Saratoga Springs Public Library  
         Larry Carr, Town of Johnsburg Library
- 2011    Arlene Rhodes, Galway Public Library  
         Sandi Payne, Stony Creek Free Library
- 2010    Hal Heusner, Bolton Free Library
- 2009    Sandra Debus, Round Lake Library  
         Michael Marchese, Waterford Public Library
- 2008    Richard "Dick" Merrill, Crandall Public Library  
         Thomas Mellon, Stillwater Free Library
- 2007    Cynthia Fosberry, Hadley-Luzerne Public Library  
         Joseph E. Mastrianni, Bolton Free Library
- 2006    No award
- 2005    Christene Thurston, Clifton Park-Halfmoon Public Library  
         Robert Bartholomew, Town of Chester Public Library
- 2004    Claire Haizlip, Stillwater Free Library  
         Ken Bollerud, Saratoga Springs Public Library
- 2003    Bill Boyd, Greenwich Free Library  
         George Sengenberger, Town of Lake Pleasant Public Library

## Library Programs of the Year

2014 Awards, Presented on May 18, 2015 by the Southern Adirondack Library System at its 57th Annual Meeting

### **Argyle Free Library for their *Underground Railroad Program***

In celebration of Argyle's 250th Anniversary, the Argyle Free Library and the 8th grade class at Argyle Central School produced and presented the Underground Railroad Program—a project sponsored by the Friends of the Argyle Free Library and supported with help from a grant from the New York State Council on the Arts through the Lower Adirondack Regional Arts Council (LARAC). Their multi-disciplinary approach celebrated local history—honoring Argyle as the site of the first abolitionist activity in the Adirondack region by integrating drama, music and art in an impressive, inspiring amalgamation. As further tribute to their town's proud history and the 8th grade students' efforts, a book titled Solomon Northup Visits Argyle and the Stiles House was assembled—including photographs, informative articles about Argyle, the students' scripts and a DVD of the performance.

### **Cambridge Public Library for their *Geek Squad Program***

The Cambridge Public Library partnered with the Cambridge Central School District, and for ten weeks three students assisted patrons with computer questions and other technology instruction. The program was devised by library board member Robert Odess, who worked with teacher-recommended students Digby Baker-Porazinski, Jensen McLenithan and Delaney Smith to help meet this important community need. In addition to hands-on assistance, the Geek Squad members produced how-to documents, serviced the library's lending laptops and built two computers for public access out of scrapped components. This innovative, inspiring and resourceful program reminds us of the industrious nature of our librarians and trustees, and of the vast potential for life-changing partnerships within our communities.

## *Previous winners*

- 2013    Stony Creek Free Library for *Joe McChesney Showcase*  
Clifton Park-Halfmoon Public Library for *The Holocaust Revisited: A Retrospective Review*
- 2012    Saratoga Springs Public Library for *Sensory Story Time and The Sunday Club*  
Town of Ballston Community Library for *Home Delivery Book Program*
- 2011    Clifton Park-Halfmoon Public Library for *Senior Expo*  
Stony Creek Free Library for *The Dirty Dozen Garden Club*
- 2010    Saratoga Springs Public Library for *Video Game Design Lab for Teens*  
Town of Ballston Community Library for *Camp Half Blood Overnight Event*
- 2009    Crandall Public Library for *The Reduced Shakespeare Company—Even Further Abridged*  
Galway Public Library for *Story Sculptures*
- 2008    Mechanicville Public Library for *Mechanicville Loser's Challenge*  
Corinth Free Library for *Living on the Edge*
- 2007    Greenwich Free Library for *Only the Message Mattered*  
Saratoga Springs Public Library for *Strengthening Families*
- 2006    Easton Library for *Irish Voices*  
Long Lake Library for *Vintage Aprons Exhibit*
- 2005    Galway Public Library for *Story Quilt*  
Town of Chester Public Library for *History Alive*
- 2004    Easton Library for *Honor the Ladies*  
Crandall Public Library for *Robert Sabuda, Pop-Up Artist*
- 2003    Easton Library for *Easton Reads*  
Greenwich Free Library for *Black History Weekend*

## TAKING STOCK: Minimum Standards

### Regulations of the Commissioner of Education

#### ***Regulation 90.2: Standards for Registration of Public, Free Association and Indian Libraries***

- (a) A public, free association or Indian library will be registered if it meets the following standards satisfactory to the commissioner:
- (1) is governed by written bylaws which outline the responsibilities and procedures of the library board of trustees;
  - (2) has a board-approved, written long-range plan of service;
  - (3) presents an annual report to the community on the library's progress in meeting its goals and objectives;
  - (4) has board-approved written policies for the operation of the library;
  - (5) presents annually to appropriate funding agencies a written budget which would enable the library to meet or exceed these standards and to carry out its long-range plan of service;
  - (6) periodically evaluates the effectiveness of the library's collection and services in meeting community needs;
  - (7) is open the following scheduled hours (*see chart*)
  - (8) maintains a facility to meet community needs, including adequate space, lighting, shelving, seating, and restroom;
  - (9) has a telephone, photocopier, microcomputer, printer, telefacsimile machine and other equipment necessary to facilitate access to information;
  - (10) distributes printed information listing the library's hours open, borrowing rules, services, location and phone number.
  - (11) employs a paid director in accordance with the provisions of Section 90.8 of this Part (*see chart*)

- (b) Any public, free association or Indian library registered by the department at the time this section takes effect shall be required to meet the standards for registration in subdivision (a) of this section on the following schedule:
- (1) meet the standards of paragraphs (1) through (5) and (10) of subdivision (a) of this section on or before January 1, 1995.
  - (2) meet the standards of paragraph (6) of subdivision (a) of this section on or before January 1, 1997.

- (3) meet the standards of paragraphs (7), (8), (9) and (11) of subdivision (a) of this section on or before January 1, 1999.

- (c) **Variances.** If circumstances over which any public, free association or Indian library has no control prevent it from meeting one or more of the standards of service set forward in subdivision (a) of this section, such library may apply for a variance for such standard(s). The application for such variance shall be submitted for such library by the public library system of which such library is a member, in a form prescribed by the commissioner. No variance granted pursuant to this subdivision shall be deemed to relieve a public, free association or Indian library of any obligation imposed by any other provision of federal or state law.

#### ***Regulation 90.2: Scheduled Hours***

#### ***Regulation 90.8: Standards for Library Director***

Population	Minimum weekly hours open	Library Director
Up to 500	12	
500—2,499	20	
2,500—4,999	25	2 years/Associate degree
5,000—7,499	35	4 years/BA degree
7,500 —14,999	35	MLS/Professional Certificate or Certificate of Qualification
15,000—24,999	40	
25,000—99,999	55	
100,000 and above	60	

		PUBLIC LIBRARIES		
		Municipal Public Library	School District Public Library	Special District Public Library
HOW ESTABLISHED	By vote of association members or as trustees operating under a will or deed of trust.	By vote of county, city, town or village board; or by petition and referendum.	By vote of school district voters.	By special act of State legislature and vote of special district voters.*
CHARTER	Regents incorporate by charter.	Regents incorporate by charter.	Regents incorporate by charter.	Regents incorporate by charter.
REGISTRATION	Education Department registers. Must meet minimum standards in order to receive public funds.	Education Department registers. Must meet minimum standards in order to receive public funds.	Education Department registers. Must meet minimum standards in order to receive public funds.	Education Department registers. Must meet minimum standards in order to receive public funds.
TAX FUNDS	May receive appropriation from units of government. Also tax levy by vote of municipal or school district voters. Library should sign contract with appropriating unit. May petition municipal and/or school district tax payers for funds.	Budget approved by county, city, town, or village board. Also tax levy by vote of municipal or school district voters. May petition municipal and/or school district tax payers for funds.	Budget approved by school district voters. May also petition for a tax levy from municipalities.	Budget approved by district voters. May also petition for a tax levy from municipalities, unless enactment legislation specifies otherwise.
BONDING AUTHORITY	Not permitted. Requires a special act of legislation through Dormitory Authority of the State of New York (DASNY)	Municipal government may bond if it owns the library building	School district may bond if it owns the library building	A municipality may bond on behalf of district if legislation allows.*
BOARD OF TRUSTEES	Number: 5-25. Elected by association members. Term of office: set by charter.  Responsible to association membership and to Regents. Residential requirements may be established in bylaws.	Number: 5-15. Approved by municipal governing board; term of office: three or five years if established after 1921.** Responsible to municipal government, public, and Regents. Must be residents of municipality (except village library).	Number: 5-15. Elected by school district voters. Term of office: three or five years (if established after 1921).** Responsible to school district voters and Regents. Must be residents of school district.	Number: determined by enabling legislation. Elected by residents of special district. Term of office: five years or as defined by legislation. Responsible to special district voters and Regents. Residency requirements determined by enabling legislation.
COMMUNITY INVOLVEMENT	Public can join association and may vote for trustees.	Public "owns" library; votes for elected officials who are sympathetic to library needs.	Public "owns" library and votes directly for trustees and budget.	Public "owns" library and votes directly for trustees and budget.
RETIREMENT BENEFITS	May purchase retirement benefits from private vendor. Some may be in State Retirement System if specified in statute.	State Retirement System benefits through municipality.	State Retirement System benefits through school district or independently.	State Retirement System benefits if library district opts to participate.
CIVIL SERVICE	Employees not covered by Civil Service.	Employees subject to Civil Service Law.	Employees subject to Civil Service Law.	Employees subject to Civil Service Law.

\* Special library districts are created by act of the New York State Legislature. Each one is different and reflects the particular needs and situation of that district. There is no comprehensive legal definition of a special library district.

\*\* Became effective January 1, 1999.



**Stable, sufficient funding provides the security for a library's operating budget.**

Library	Budget Vote Held By	Type of Library	Voters live in	Budget Vote \$ Amount	Date Held
Argyle Free Library	Argyle Central School District	Assoc. Town	School District	\$29,400	5/20/2014
Ballston Spa Public Library	Ballston Spa Central School District	Public Village	School District	\$52,500	5/15/2014
Bancroft Public Library	Salem Central School District	Public Village	School District	\$20,184	05/20/2014
Cambridge Public Library	Cambridge Central School District	Public Village	School District	\$43,000	05/20/2014
Clifton Park-Halfmoon Public Library	Clifton Park-Halfmoon Library District	Special District	Special Legislative District	\$3,902,599	09/12/2013
Corinth Free Library	Corinth Central School District	Assoc. Town	School District	\$56,500	05/20/2014
Cornelius Vanderbilt Whitney Long Lake Library	Long Lake Central School District	School District	School District	\$130,000	06/18/2013
Crandall Public Library	Queensbury, Town of	Special District	Town	\$4,434,702	11/05/2013
Crandall Public Library	Glens Falls, City of	Special District	City	\$4,434,702	11/05/2013
Crandall Public Library	Moreau, Town of	Special District	Town	\$4,434,702	11/5/2013
Easton Library	Greenwich Central School District	Assoc. Town	School District	\$40,000	05/21/2013
Galway Public Library	Galway Central School District	School District	School District	\$132,710	06/10/2014
Greenwich Free Library	Greenwich Central School District	Assoc. Town	School District	\$90,000	5/21/2013
Hadley-Luzerne Public Library	Lake Luzerne, Town of	Public Town	Town	\$41,271	11/00/1996
Mechanicville District Public Library	Mechanicville City School District	School District	School District	\$337,082	05/12/2013
Raquette Lake Free Library	Raquette Lake Union Free School District	Assoc. School District	School District	\$10,000	05/20/2014
Richards Library	Warrensburg Central School District	Assoc. Other <sup>1</sup>	School District	\$98,100	05/15/2012
Saratoga Springs Public Library	Saratoga Springs City School District	School District	School District	\$5,053,000	04/17/2014
Schuylerville Public Library	Schuylerville Central School District	School District	School District	\$100,000	05/20/2014
Stillwater Free Library	Stillwater, Town of	Assoc. Other <sup>2</sup>	Town	\$127,360	11/04/2003
Stony Creek Free Library	Hadley-Luzerne Central School	Assoc. Town	School District	\$1,500	05/15/2012
Waterford Public Library	Waterford Halfmoon Union Free School District	School District	School District	\$255,691	06/04/2014
Whitehall Free Library	Whitehall Central School District	Assoc. School District	School District	\$15,000	05/20/2014
Woman's Round Lake Improvement Society	Malta, Town of	Assoc. Town	Town	\$291,000	11/08/2011

**Resource- Creating Public Library Districts in New York State: a "how-to" guide**

Developed by Panz Library Consulting, under a contract with New York State Library Development- <http://www.nysl.nysed.gov/libdev/libs/pldtools/index.html>

<sup>1</sup> As amended June 22, 2009, Richards Library is chartered to serve the towns of Warrensburg and Thurman, and also receives funds from the Bolton, Lake George, Athol, & Johnsburg School Districts

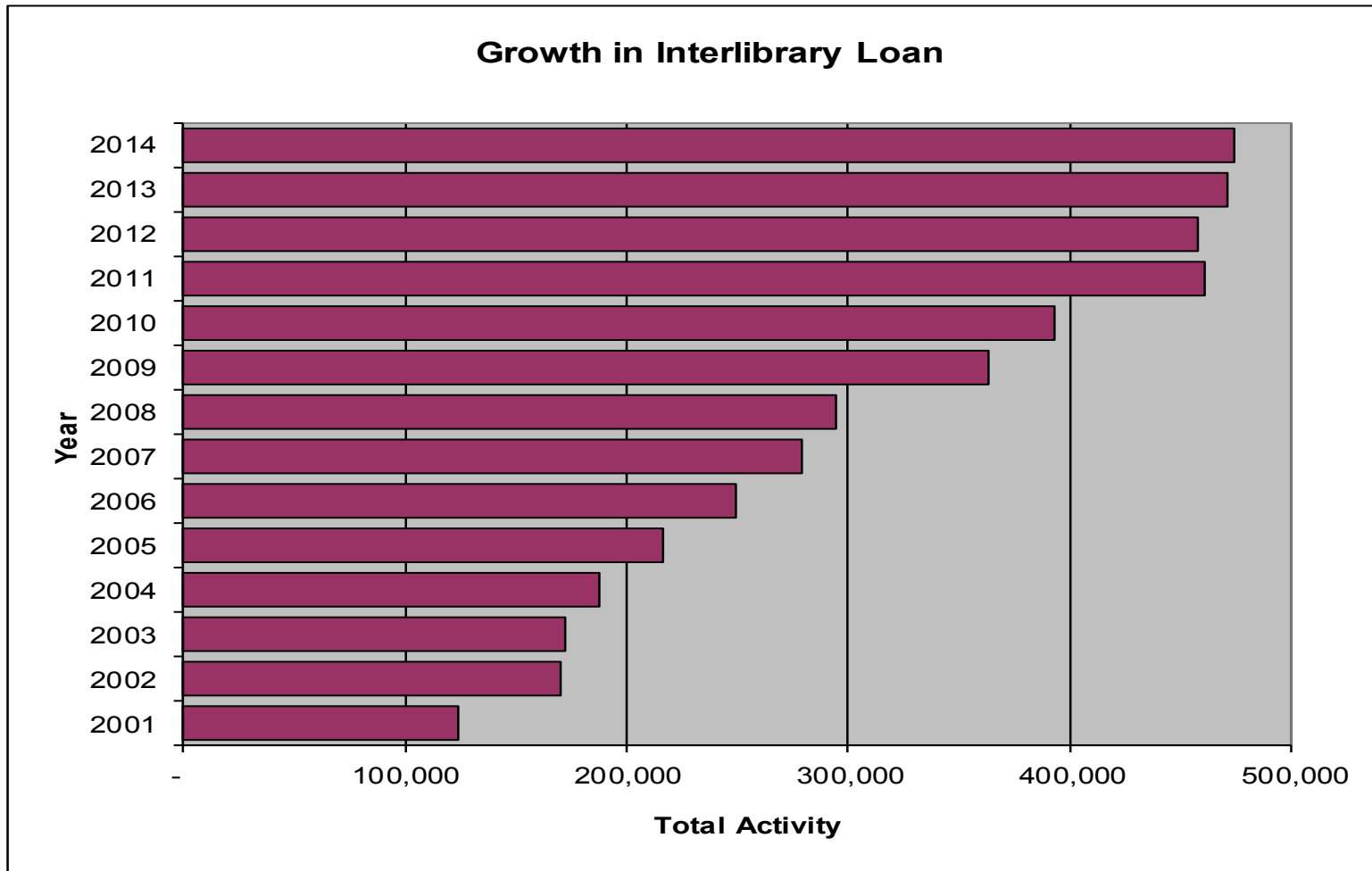
<sup>2</sup> As amended October 23, 2006, Stillwater Free Library is chartered to serve the town of Stillwater, with the exception of the Stillwater residents who also reside within the Mechanicville School District

# OPERATIONS: Comparative Circulation Data

		2010 Census Population	Circulation		2014-2013	Circulation per capita		2014/2013
Library	Type/Area Chartered to Serve		2013	2014	+ or -	2013	2014	+ or - %
<b>Hamilton County</b>								
Indian Lake Public Library, Town of	Public Town	1,352	18,250	17,405	(845)	13.50	12.87	-4.63%
Inlet Public Library, Town of	Public Town	333	3,250	3,395	145	9.76	10.20	4.46%
Lake Pleasant Public Library, Town of	Public Town	781	14,016	14,452	436	17.95	18.50	3.11%
Cornelius V. Whitney Long Lake Public Library	PSD	597	15,444	15,360	(84)	25.87	25.73	-0.54%
Raquette Lake Free Library	Association School District	114	8,436	7,522	(914)	74.00	65.98	-10.83%
Total Hamilton County		<b>3,177</b>	<b>59,396</b>	<b>58,134</b>	<b>(1,262)</b>	<b>18.70</b>	<b>18.30</b>	
<b>Saratoga County</b>								
Ballston Spa Public Library	Public Village	5,409	69,185	65,420	(3,765)	12.79	12.09	-5.44%
Burnt Hills/Ballston Community Public Library	Public Town	8,638	141,677	135,399	(6,278)	16.40	15.67	-4.43%
Clifton Park-Halfmoon Public Library	PSLD	56,138	893,056	859,248	(33,808)	15.91	15.31	-3.79%
Corinth Free Library	Association Town	6,531	24,715	24,809	94	3.78	3.80	0.38%
Galway Public Library	PSD	7,029	29,038	26,305	(2,733)	4.13	3.74	-9.41%
Mechanicville District Public Library	PSD	9,536	66,017	67,016	999	6.92	7.03	1.51%
Round Lake/WRLIS Library/Malta Branch	Association Town	14,765	102,415	93,180	(9,235)	6.94	6.31	-9.02%
Saratoga Springs Public Library	PSD	49,070	986,595	964,431	(22,164)	20.11	19.65	-2.25%
Schuylerville Public Library	PSD	9,881	37,340	35,130	(2,210)	3.78	3.56	-5.92%
Stillwater Free Library	Association Other	6,830	26,916	25,352	(1,564)	3.94	3.71	-5.81%
Waterford Public Library	PSD	5,784	51,942	46,865	(5,077)	8.98	8.10	-9.77%
Total Saratoga County		<b>179,611</b>	<b>2,428,896</b>	<b>2,343,155</b>	<b>(85,741)</b>	<b>13.52</b>	<b>13.05</b>	
<b>Warren County</b>								
Bolton Free Library	Association Town	2,326	21,067	21,932	865	9.06	9.43	4.11%
Brant Lake/Horicon Free Public Library	Public Town	1,389	4,759	4,332	(427)	3.43	3.12	-8.97%
Chester Public Library, Town of	Public Town	3,355	28,869	27,228	(1,641)	8.60	8.12	-5.68%
Glens Falls/Crandall Public Library	PSLD	57,329	762,298	699,431	(62,867)	13.30	12.20	-8.25%
Johnsburg Library, Town of	Public Town	2,395	30,711	29,035	(1,676)	12.82	12.12	-5.46%
Caldwell-Lake George Library	Association Town	3,515	11,069	11,300	231	3.15	3.21	2.09%
Hadley-Luzerne Public Library	Public Town	5,395	20,228	18,012	(2,216)	3.75	3.34	-10.96%
Stony Creek Free Library	Association Town	767	5,270	5,147	(123)	6.87	6.71	-2.33%
Warrensburg/Richards Library	Association Other	5,313	11,933	17,120	5,187	2.25	3.22	43.47%
Total Warren County		<b>81,784</b>	<b>896,204</b>	<b>833,537</b>	<b>(62,667)</b>	<b>10.96</b>	<b>10.19</b>	
<b>Washington County</b>								
Argyle Free Library	Association Town	3,782	14,112	15,235	1,123	3.73	4.03	7.96%
Cambridge Public Library	Public Village	1,870	31,682	31,119	(563)	16.94	16.64	-1.78%
Easton Library	Association Town	2,336	7,485	8,240	755	3.20	3.53	10.09%
Fort Edward Free Library	Association Village	3,375	6,553	8,944	2,391	1.94	2.65	36.49%
Granville/Pember Library & Museum	Public Village	2,543	29,023	23,972	(5,051)	11.41	9.43	-17.40%
Greenwich Free Library	Association Town	4,942	45,294	45,911	617	9.17	9.29	1.36%
Hudson Falls Free Library	Association School District	15,389	22,198	20,239	(1,959)	1.44	1.32	-8.83%
Salem/Bancroft Public Library	Public Village	946	22,738	20,304	(2,434)	24.04	21.46	-10.70%
Whitehall Free Library	Association School District	4,939	8,474	6,502	(1,972)	1.72	1.32	-23.27%
Total Washington County		<b>40,122</b>	<b>187,559</b>	<b>180,466</b>	<b>(7,093)</b>	<b>4.67</b>	<b>4.50</b>	
<b>Grand Total Member Libraries</b>		<b>304,694</b>	<b>3,572,055</b>	<b>3,415,292</b>	<b>(156,763)</b>	<b>11.72</b>	<b>11.21</b>	<b>-4.39%</b>
SALS Population Chartered to Serve for Unserved Localities		<b>48,672</b>		PSLD - Public Special Legislative District		PSD - Public School District		
<b>SALS Population Chartered to Serve</b>		<b>353,366</b>						

	Adult & YA Print Materials	% of total holdings	Juvenile Print Materials	% of total holdings	Other Print Materials	% of total holdings	Electronic Holdings	% of total holdings	Non-Print AV	% of total holdings	Total	2014 Holdings per capita
<b>Hamilton County</b>												
Indian Lake Public Library, Town of	17,869	46%	8,875	23%	532	1%	7,441	19%	4,116	11%	38,833	28.72
Inlet Public Library, Town of	4,970	29%	3,211	19%	82	0%	7,438	44%	1,341	8%	17,042	51.18
Lake Pleasant Public Library, Town of	8,565	36%	5,142	22%	3	0%	7,439	31%	2,664	11%	23,813	30.49
Cornelius V. Whitney Long Lake Public Library	7,143	34%	3,703	18%	67	0%	7,493	36%	2,623	12%	21,029	35.22
Raquette Lake Free Library	7,218	32%	4,597	21%	545	2%	7,439	33%	2,493	11%	22,292	195.54
Total Hamilton County	<b>45,765</b>	<b>37%</b>	<b>25,528</b>	<b>21%</b>	<b>1,229</b>	<b>1%</b>	<b>37,250</b>	<b>30%</b>	<b>13,237</b>	<b>11%</b>	<b>123,009</b>	<b>38.72</b>
<b>Saratoga County</b>												
Ballston Spa Public Library	19,786	45%	10,983	25%	1,164	3%	7,441	17%	4,825	11%	44,199	8.17
Burnt Hills/Ballston Community Public Library	35,116	51%	17,460	26%	198	0%	7,449	11%	8,168	12%	68,391	7.92
Clifton Park-Halfmoon Public Library	94,746	49%	63,069	33%	479	0%	8,467	4%	24,677	13%	191,438	3.41
Corinth Free Library	11,903	41%	6,130	21%	2,130	7%	7,439	25%	1,661	6%	29,263	4.48
Galway Public Library	15,806	41%	11,862	31%	225	1%	7,564	20%	3,293	8%	38,750	5.51
Mechanicville District Public Library	17,435	42%	9,244	22%	309	1%	7,614	18%	6,712	16%	41,314	4.33
Round Lake/WRLIS Library/Malta Branch	17,551	38%	15,068	33%	71	0%	7,419	16%	5,603	12%	45,712	3.10
Saratoga Springs Public Library	110,968	49%	65,307	29%	8,548	4%	7,788	3%	35,842	16%	228,453	4.66
Schuylerville Public Library	8,098	33%	6,290	26%	301	1%	7,441	31%	2,255	9%	24,385	2.47
Stillwater Free Library	8,904	33%	7,716	29%	75	0%	7,439	27%	2,939	11%	27,073	3.96
Waterford Public Library	8,984	33%	7,799	29%	55	0%	7,464	27%	2,864	11%	27,166	4.70
Total Saratoga County	<b>349,297</b>	<b>46%</b>	<b>220,928</b>	<b>29%</b>	<b>13,555</b>	<b>2%</b>	<b>83,525</b>	<b>11%</b>	<b>98,839</b>	<b>13%</b>	<b>766,144</b>	<b>4.48</b>
<b>Warren County</b>												
Bolton Free Library	7,649	32%	4,862	20%	2,109	9%	7,629	32%	1,546	6%	23,795	10.23
Brant Lake/Horicon Free Public Library	7,950	37%	4,191	19%	750	3%	7,439	34%	1,297	6%	21,627	15.57
Chester Public Library, Town of	11,963	36%	8,469	26%	691	2%	7,442	22%	4,523	14%	33,088	9.86
Glens Falls/Crandall Public Library	114,419	35%	47,301	14%	123,701	37%	7,558	2%	37,597	11%	330,576	5.77
Johnsburg Library, Town of	15,773	44%	5,811	16%	1,746	5%	7,465	21%	5,005	14%	35,800	14.95
Caldwell-Lake George Library	6,895	34%	3,782	19%	758	4%	7,451	37%	1,107	6%	19,993	5.69
Hadley-Luzerne Public Library	10,264	42%	4,354	18%	468	2%	7,440	30%	2,107	9%	24,633	4.57
Stony Creek Free Library	5,820	33%	2,625	15%	6	0%	7,441	42%	1,834	10%	17,726	23.11
Warrensburg/Richards Library	8,372	37%	5,191	23%	275	1%	7,441	33%	1,232	5%	22,511	4.24
Total Warren County	<b>189,105</b>	<b>36%</b>	<b>86,586</b>	<b>16%</b>	<b>130,504</b>	<b>25%</b>	<b>67,306</b>	<b>13%</b>	<b>56,248</b>	<b>11%</b>	<b>529,749</b>	<b>6.48</b>
<b>Washington County</b>												
Argyle Free Library	7,350	37%	4,061	17%	14	0%	7,440	37%	1,181	5%	20,046	5.30
Cambridge Public Library	6,149	25%	3,175	13%	5,295	22%	7,438	30%	2,420	10%	24,477	13.09
Easton Library	7,753	33%	5,659	24%	377	2%	7,470	32%	2,107	9%	23,366	10.00
Fort Edward Free Library	10,112	40%	4,970	20%	1,429	6%	7,441	30%	1,230	5%	25,182	7.46
Granville/Pember Library & Museum	12,092	43%	5,915	21%	587	2%	7,467	27%	2,099	7%	28,160	11.07
Greenwich Free Library	18,358	48%	8,736	23%	181	0%	7,539	20%	3,672	10%	38,486	7.79
Hudson Falls Free Library	16,723	44%	11,407	30%	374	1%	7,439	19%	2,432	6%	38,375	2.49
Salem/Bancroft Public Library	11,522	44%	5,580	21%	16	0%	7,438	28%	1,863	7%	26,419	27.93
Whitehall Free Library	5,991	28%	6,192	29%	179	1%	7,439	35%	1,699	8%	21,500	4.35
Total Washington County	<b>96,050</b>	<b>39%</b>	<b>55,695</b>	<b>23%</b>	<b>8,452</b>	<b>3%</b>	<b>67,111</b>	<b>27%</b>	<b>18,703</b>	<b>8%</b>	<b>246,011</b>	<b>6.13</b>
<b>Grand Total</b>	<b>680,217</b>	<b>41%</b>	<b>388,737</b>	<b>23%</b>	<b>153,740</b>	<b>9%</b>	<b>255,192</b>	<b>15%</b>	<b>187,027</b>	<b>11%</b>	<b>1,664,913</b>	<b>5.62</b>

	Dec. 2013	Dec. 2014	2014				2013	Total Activity	
Library	Deliveries per Week	Deliveries per Week	Borrowed	Loaned	Borrow more than loan	Total Activity	Total Activity	Change + or -	% Change
<b>Hamilton County</b>									
Indian Lake Public Library, Town of	3	3	1,377	3,532	(2,155)	4,909	4,988	(79)	-1.6%
Inlet Public Library, Town of	3	3	275	2,185	(1,910)	2,460	2,444	16	0.7%
Lake Pleasant Public Library, Town of	3	3	2,438	3,559	(1,121)	5,997	5,551	446	8.0%
Cornelius V. Whitney Long Lake Public Library	3	3	1,777	3,236	(1,459)	5,013	4,211	802	19.0%
Raquette Lake Free Library	3	3	663	3,229	(2,566)	3,892	3,450	442	12.8%
Total Hamilton County	<b>15</b>	<b>15</b>	<b>6,530</b>	<b>15,741</b>		<b>22,271</b>	<b>20,644</b>	<b>1,627</b>	<b>7.9%</b>
<b>Saratoga County</b>									
Ballston Spa Public Library	5	5	9,950	5,064	4,886	15,014	16,396	(1,382)	-8.4%
Burnt Hills/Ballston Community Public Library	5	5	12,649	20,165	(7,516)	32,814	28,428	4,386	15.4%
Clifton Park-Halfmoon Public Library	5	5	50,404	27,496	22,908	77,900	77,155	745	1.0%
Corinth Free Library	4	5	4,657	4,038	619	8,695	8,477	218	2.6%
Galway Public Library	3	3	3,963	4,236	(273)	8,199	8,408	(209)	-2.5%
Mechanicville District Public Library	5	5	5,640	4,380	1,260	10,020	9,309	711	7.6%
Round Lake/WRLIS Library/Malta Branch	10	10	12,954	6,570	6,384	19,524	20,536	(1,012)	-4.9%
Saratoga Springs Public Library	5	5	41,160	45,163	(4,003)	86,323	83,167	3,156	3.8%
Schuylerville Public Library	5	5	6,719	5,225	1,494	11,944	11,398	546	4.8%
Stillwater Free Library	4	5	2,990	6,387	(3,397)	9,377	9,670	(293)	-3.0%
Waterford Public Library	5	5	2,747	2,627	120	5,374	5,868	(494)	-8.4%
Total Saratoga County	<b>56</b>	<b>58</b>	<b>153,833</b>	<b>131,351</b>		<b>285,184</b>	<b>278,812</b>	<b>6,372</b>	<b>2.3%</b>
<b>Warren County</b>									
Bolton Free Library	3	3	1,586	3,705	(2,119)	5,291	5,734	(443)	-7.7%
Brant Lake/Horicon Free Public Library	3	3	684	1,461	(777)	2,145	2,105	40	1.9%
Chester Public Library, Town of	3	3	3,711	5,412	(1,701)	9,123	9,250	(127)	-1.4%
Glens Falls/Crandall Public Library	5	5	34,791	40,491	(5,700)	75,282	75,477	(195)	-0.3%
Johnsburg Library, Town of	3	3	4,090	5,813	(1,723)	9,903	9,690	213	2.2%
Caldwell-Lake George Library	3	3	2,707	2,073	634	4,780	4,542	238	5.2%
Hadley-Luzerne Public Library	5	5	2,310	2,481	(171)	4,791	5,605	(814)	-14.5%
Stony Creek Free Library	2	3	297	1,228	(931)	1,525	1,905	(380)	-19.9%
Warrensburg/Richards Library	3	3	3,247	2,450	797	5,697	4,624	1,073	23.2%
Total Warren County	<b>30</b>	<b>31</b>	<b>53,423</b>	<b>65,114</b>		<b>118,537</b>	<b>118,932</b>	<b>(395)</b>	<b>-0.3%</b>
<b>Washington County</b>									
Argyle Free Library	5	5	1,825	1,788	37	3,613	4,310	(697)	-16.2%
Cambridge Public Library	5	5	4,847	682	4,165	5,529	6,583	(1,054)	-16.0%
Easton Library	5	5	1,189	1,633	(444)	2,822	2,486	336	13.5%
Fort Edward Free Library	5	5	437	707	(270)	1,144	1,432	(288)	-20.1%
Granville/Pember Library & Museum	5	5	3,912	3,408	504	7,320	8,784	(1,464)	-16.7%
Greenwich Free Library	5	5	7,832	5,913	1,919	13,745	13,124	621	4.7%
Hudson Falls Free Library	5	5	2,359	2,681	(322)	5,040	5,519	(479)	-8.7%
Salem/Bancroft Public Library	5	5	3,011	3,771	(760)	6,782	7,201	(419)	-5.8%
Whitehall Free Library	5	5	1,274	1,334	(60)	2,608	2,970	(362)	-12.2%
Total Washington County	<b>45</b>	<b>45</b>	<b>26,686</b>	<b>21,917</b>		<b>48,603</b>	<b>52,409</b>	<b>(3,806)</b>	<b>-7.3%</b>
<b>Grand Total</b>	<b>146</b>	<b>149</b>	<b>240,472</b>	<b>234,123</b>		<b>474,595</b>	<b>470,797</b>	<b>3,798</b>	<b>0.8%</b>



Library	Library Visits	Library Visits per capita	Programs Held	Program Attend.	Registered Borrowers	Hours Open/week	SQ.FT.	Year of Last Major Renovation/ Addition	In-Library Uses of Public PC's	#WiFi Access /year	Paid Staff FTE	FTE Hours/ Week
<b>Hamilton County</b>												
Indian Lake Public Library, Town of	26,200	19.38	119	864	1,356	24	3,750	2002	3,660	2,959	3.1	24
Inlet Public Library, Town of	11,362	34.12	27	687	863	14	1,500	N/A	4,201	824	1.3	14
Lake Pleasant Public Library, Town of	10,609	13.58	47	1,010	1,625	27	1,164	N/A	1,872	2,063	1.7	35
Cornelius V. Whitney Long Lake Public Library	19,454	32.59	35	807	1,430	28	3,130	2012	2,370	1,440	6.0	30
Raquette Lake Free Library	5,157	45.24	19	460	713	19	1,364	2009	610	1,711	1.5	19
Total Hamilton County	<b>72,782</b>	<b>22.91</b>	<b>247</b>	<b>3,828</b>	<b>5,987</b>				<b>12,713</b>	<b>8,997</b>	<b>13.5</b>	
<b>Saratoga County</b>												
Ballston Spa Public Library	55,257	10.22	127	1,748	5,823	40	6,660	2008	3,447	1,510	7.6	40
Burnt Hills/Ballston Community Public Library	114,500	13.26	529	9,890	6,823	51	11,000	N/A	6,350	7,272	11.0	35
Clifton Park-Halfmoon Public Library	421,667	7.51	1,078	30,374	45,864	70	55,000	2006	55,921	36,385	45.7	35
Corinth Free Library	16,042	2.46	99	1,669	2,802	35	3,434	1988	1,564	1,538	2.0	35
Galway Public Library	25,000	3.56	315	1,675	2,226	35	1,800	N/A	2,088	932	2.1	35
Mechanicville District Public Library	95,240	9.99	204	4,067	5,955	43	8,136	2013	14,676	4,291	10.0	35
Round Lake/WRLIS Library/Malta Branch	78,417	5.31	491	4,928	3,567	110	2,000/5,300	2010/2009	10,240	2,388	5.9	40
Saratoga Springs Public Library	500,000	10.19	1,565	28,685	48,106	70	58,000	1995	76,350	52,259	61.0	35
Schuylerville Public Library	31,363	3.17	126	3,239	2,125	38	3,120	N/A	2,886	338	2.2	34
Stillwater Free Library	14,838	2.17	142	2,165	1,720	45	2,650	2008	1,908	1	3.0	35
Waterford Public Library	35,956	6.22	89	1,111	3,912	57	3,000	2012	2,796	317	4.7	35
Total Saratoga County	<b>1,388,280</b>	<b>7.73</b>	<b>4,765</b>	<b>89,551</b>	<b>128,923</b>				<b>178,226</b>	<b>107,231</b>	<b>155.2</b>	
<b>Warren County</b>												
Bolton Free Library	36,250	15.58	83	2,010	2,956	40	3,600	2001	18,000	2,126	3.0	40
Brant Lake/Horicon Free Public Library	2,157	1.55	24	734	652	20	1,800	N/A	724	1,622	1.0	20
Chester Public Library, Town of	16,853	5.02	109	1,545	2,197	31	3,500	2001	2,600	1,574	1.8	40
Glens Falls/Crandall Public Library	405,547	7.07	1,487	45,268	50,601	65	52,500	2008	75,539	681,549	43.2	35
Johnsburg Library, Town of	31,500	13.15	101	1,107	1,998	24	4,000	1999	6,500	1,279	1.8	32
Caldwell-Lake George Library	8,993	2.56	39	477	1,065	41	2,105	1971	1,114	1,809	2.5	36
Hadley-Luzerne Public Library	14,934	2.77	100	1,152	1,838	39	4,000	1999	3,183	1,689	2.2	32
Stony Creek Free Library	3,230	4.21	88	1,630	391	20	1,680	1994	850	368	1.5	20
Warrensburg/Richards Library	16,653	3.13	90	607	1,908	42	4,530	2013	4918	1,473	2.2	40
Total Warren County	<b>536,117</b>	<b>6.56</b>	<b>2,121</b>	<b>54,530</b>	<b>63,606</b>				<b>113,428</b>	<b>693,489</b>	<b>59.2</b>	
<b>Washington County</b>												
Argyle Free Library	7,248	1.92	8	243	997	25	2,185	2011	1,371	1,812	1.2	25
Cambridge Public Library	68,321	36.54	153	1,665	2,578	23	4,032	1986	32,193	5,997	2.7	40
Easton Library	6,184	2.65	165	1,920	349	25	3,100	1993	461	505	1.4	25
Fort Edward Free Library	4,381	1.30	32	558	559	29	3,600	1996	780	520	1.9	29
Granville/Pember Library & Museum	21,632	8.51	84	1,545	4,128	32	3,000	2004	1,935	4,140	4.0	35
Greenwich Free Library	40,362	8.17	136	2,265	3,510	47	5,540	2003	6,924	3,137	3.9	35
Hudson Falls Free Library	26,695	1.73	129	7,647	2,862	40	3,850	2006	13,479	899	2.2	35
Salem/Bancroft Public Library	14,612	15.45	174	1,475	1,517	26	1,776	1976	3,860	5,195	0.9	39
Whitehall Free Library	5,372	1.09	27	523	1,481	25	3,488	N/A	1,054	1,075	2.5	25
Total Washington County	<b>194,807</b>	<b>4.86</b>	<b>908</b>	<b>17,841</b>	<b>17,981</b>				<b>62,057</b>	<b>23,280</b>	<b>20.7</b>	
<b>Grand Total</b>	<b>2,191,986</b>	<b>7.19</b>	<b>8,041</b>	<b>165,750</b>	<b>216,497</b>				<b>366,424</b>	<b>832,997</b>	<b>248.6</b>	

			Local Funding from Chartered Service Area				Other Local Funding					Local Public Funds	
Library	Type/Area Chartered to Serve	2010 Census Population Chartered to Serve	Town, City or Special	Village	School	Chartered Local Per Capita	Town or City	Village	School	Other	County Aid	Total	Per capita
Hamilton County													
Indian Lake Public Library, Town of	Public Town	1,352	165,785			122.62					2,990	168,775	124.83
Inlet Public Library, Town of	Public Town	333	19,871			59.67			1,200		1,150	22,221	66.73
Lake Pleasant Public Library, Town of	Public Town	781	64,347			82.39					2,297	66,644	85.33
Cornelius V. Whitney Long Lake Public Library	PSD	597			130,000	217.76					2,531	132,531	221.99
Raquette Lake Free Library	Association School	114			10,000	87.72	20,000				1,382	31,382	275.28
Total Hamilton County		3,177	\$ 250,003	\$ 0	\$140,000	\$ 122.76	\$ 20,000	\$ 0	\$ 1,200	\$ 0	\$ 10,350	\$ 421,553	\$132.69
Saratoga County													
Ballston Spa Public Library	Public Village	5,409		65,672		12.14	41,000		52,500			159,172	29.43
Burnt Hills/Ballston Community Public Library	Public Town	8,638	474,366			54.92	46,000					520,366	60.24
Clifton Park-Halfmoon Public Library	PSLD	56,138	3,902,599			69.52						3,902,599	69.52
Corinth Free Library	Association Town	6,531	14,500			2.22		13,500	56,000			84,000	12.86
Galway Public Library	PSD	7,029			117,882	16.77						117,882	16.77
Mechanicville District Public Library	PSD	9,536			338,522	35.50	5,000					343,522	36.02
Round Lake/WRLIS Library/Malta Branch	Association Town	14,765	291,000			19.71						291,000	19.71
Saratoga Springs Public Library	PSD	49,070			5,008,990	102.08						5,008,990	102.08
Schuylerville Public Library	PSD	9,881			100,000	10.12						100,000	10.12
Stillwater Free Library	Association Other	6,830	127,360			18.65						127,360	18.65
Waterford Public Library	PSD	5,784			251,498	43.48	4,000					255,498	44.17
Total Saratoga County		179,611	\$ 4,809,825	\$ 65,672	\$ 5,816,892	\$ 59.53	\$ 96,000	\$ 13,500	\$ 108,500	\$ -	\$ -	\$ 10,910,389	\$ 60.74
Warren County													
Bolton Free Library	Association Town	2,326	46,500			19.99					2,631	49,131	21.12
Brant Lake/Horicon Free Public Library	Public Town	1,389	20,855			15.01					1,400	22,255	16.02
Chester Public Library, Town Of	Public Town	3,355	63,948			19.06					3,606	67,554	20.14
Glens Falls/Crandall Public Library	PSLD	57,329	3,278,743			57.19					16,800	3,295,543	57.48
Johnsburg Library, Town Of	Public Town	2,395	55,649			23.24					3,836	59,485	24.84
Caldwell-Lake George Library	Association Town	3,515	84,050			23.91					1,400	85,450	24.31
Hadley-Luzerne Public Library	Public Town	5,395	62,771			11.64					2,527	65,298	12.10
Stony Creek Free Library	Association Town	767	21,000			27.38			6,500		1,400	28,900	37.68
Warrensburg/Richards Library	Association Other	5,313			98,100	18.46					1,400	99,500	18.73
Total Warren County		81,784	\$ 3,633,516	\$ 0	\$ 98,100	\$ 45.63	\$ 0	\$ 0	\$ 6,500	\$ 0	\$ 35,000	\$ 3,773,116	\$ 46.14
Washington County													
Argyle Free Library	Association Town	3,782	10,000			2.64		500	29,400			39,900	10.55
Cambridge Public Library	Public Village	1,870		25,041		13.39	3,650		43,000			71,691	38.34
Easton Library	Association Town	2,336	24,500			10.49			39,987			64,487	27.61
Fort Edward Free Library	Association Village	3,375		6,000		1.78	7,500		5,000			18,500	5.48
Granville/Pember Library & Museum	Public Village	2,543		15,250		6.00	4,175					19,425	7.64
Greenwich Free Library	Association Town	4,942	40,000			8.09		14,000	90,000			144,000	29.14
Hudson Falls Free Library	Association School	15,389			21,962	1.43	30,000	23,185				75,147	4.88
Salem/Bancroft Public Library	Public Village	946		13,500		14.27	12,000		20,184			45,684	48.29
Whitehall Free Library	Association School	4,939			15,000	3.04	10,000					25,000	5.06
Total Washington County		40,122	\$ 74,500	\$ 59,791	\$36,962	\$ 4.27	\$ 67,325	\$ 37,685	\$ 227,571	\$ 0	\$ 0	\$ 503,834	\$ 12.56
Grand Total		304,694	\$ 8,767,844	\$125,463	\$ 6,091,954	\$ 49.18	\$ 183,325	\$ 51,185	\$ 343,771	\$ -	\$ 45,350	\$ 15,608,892	\$ 51.23
PSLD - Public Special Legislative District    PSD - Public School District													

PSLD - Public Special Legislative District PSD - Public School District

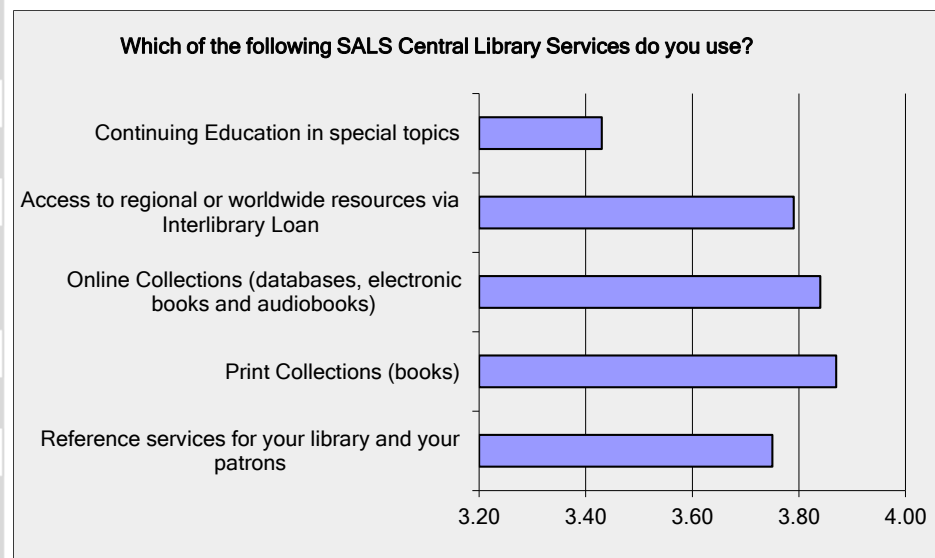
## FINANCES: Operating Fund Receipts

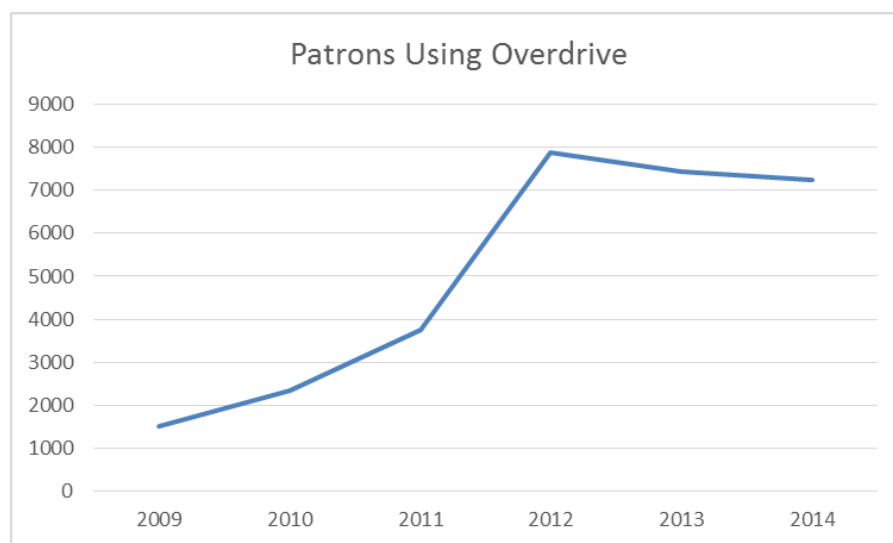
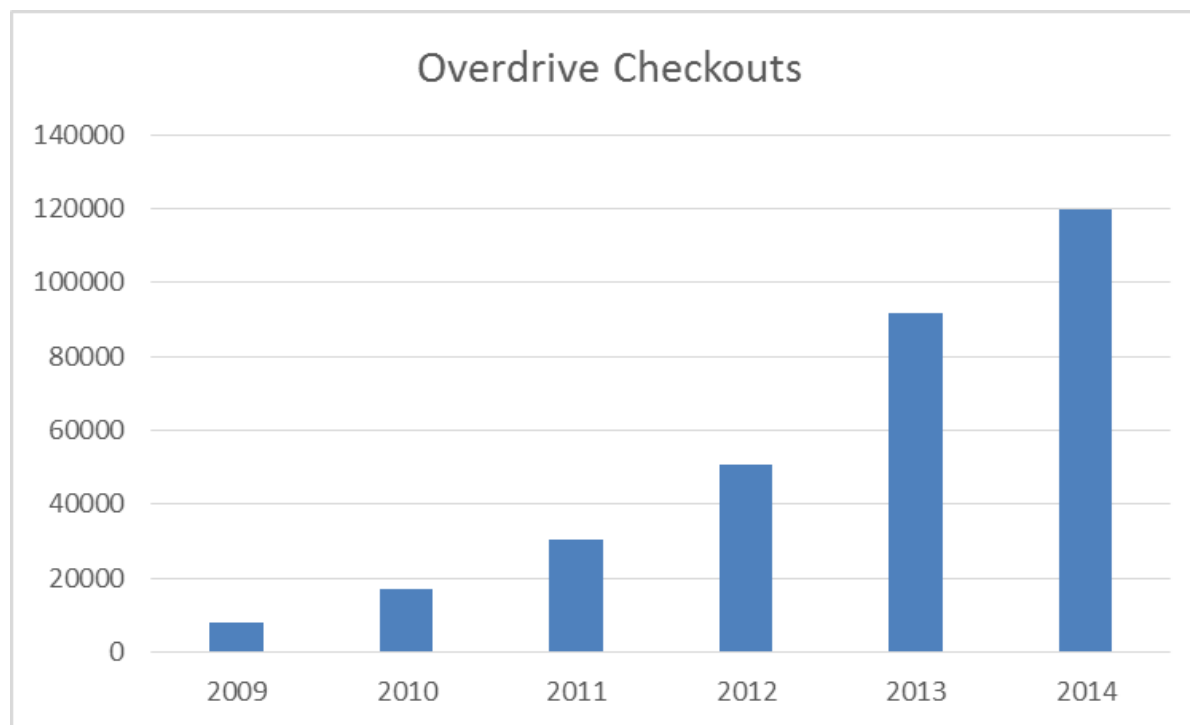
Library	Total Local Public Funds	System Cash Grants to Member Library Designated State & Other Aid		Other State & Federal Aid	Other					Operating Fund Receipts	
		Local Library Services Aid	CLDA, Other State & Other		Gifts & Endow - ments	Fund Raising	Investment Income	Library Charges/ Fines	Other Misc.	Total	Per capita
Hamilton County											
Indian Lake Public Library, Town of	\$ 168,775	\$ 1,272	\$ 12,832	\$ 0	\$ 2,791	\$ 0	\$ 17	\$ 361	\$ 478	\$ 186,526	\$ 137.96
Inlet Public Library, Town of	22,221	1,272	3,500	23,237	2,804	5,995	0	450	0	59,479	178.62
Lake Pleasant Public Library, Town of	66,644	1,272	5,000	0	1,141	0	53	1,433	0	75,543	96.73
Cornelius V. Whitney Long Lake Public Library	132,531	1,258	429	2,500	9,580	34	55	975	0	147,362	246.84
Raquette Lake Free Library	31,382	1,272	3,500	0	14,881	3,504	134	116	1,909	56,698	497.35
Total Hamilton County	\$ 421,553	\$ 6,346	\$ 25,261	\$ 25,737	\$ 31,197	\$ 9,533	\$ 259	\$ 3,335	\$ 2,387	\$ 525,608	\$ 165.44
Saratoga County											
Ballston Spa Public Library	\$ 159,172	\$ 1,421	\$ 7,603	\$ 0	\$ 1,256	\$ 1,428	\$ 371	\$ 6,102	\$ 0	\$ 177,353	\$ 32.79
Burnt Hills/Ballston Community Public Library	520,366	2,269	12,500	1,600	0	0	0	15,236	11,118	563,089	65.19
Clifton Park-Halfmoon Public Library	3,902,599	14,751	15,436	0	21,879	0	11,675	93,624	4,700	4,064,664	72.40
Corinth Free Library	84,000	1,716	7,935	0	4,557	0	1,534	2,799	1,042	103,583	15.86
Galway Public Library	117,882	1,828	3,676	429	6,189	0	946	4,269	8,711	143,930	20.48
Mechanicville District Public Library	343,522	2,505	1,734	1,600	7,709	0	293	4,623	3,516	365,502	38.33
Round Lake/WRLIS Library/Malta Branch	291,000	3,879	7,935	0	35,000	6,133	128	11,235	4,251	359,561	24.35
Saratoga Springs Public Library	5,008,990	12,894	2,237	95,229	56,140	0	2,522	116,980	43,862	5,338,854	108.80
Schuylerville Public Library	100,000	1,258	2,461	0	1,090	0	0	3,692	209	108,710	11.00
Stillwater Free Library	127,360	1,795	1,735	375	2,685	12,976	267	3,597	541	151,331	22.16
Waterford Public Library	255,498	1,789	1,403	8,946	335	500	1	5,415	716	274,603	47.48
Total Saratoga County	\$ 10,910,389	\$ 46,105	\$ 64,655	\$ 108,179	\$ 136,840	\$ 21,037	\$ 17,737	\$ 267,572	\$ 78,666	\$ 11,651,180	\$ 64.87
Warren County											
Bolton Free Library	\$ 49,131	\$ 1,272	\$ 332	\$ 0	\$ 18,755	\$ 27,897	\$ 32	\$ 1,112	\$ 5,496	\$ 104,027	\$ 44.72
Brant Lake/Horicon Free Public Library	22,255	1,272	0	0	503	0	21	394	136	24,581	17.70
Chester Public Library, Town of	67,554	1,272	0	0	11,448	0	61	2,185	0	82,520	24.60
Glens Falls/Crandall Public Library	3,295,543	15,064	97,375	143,130	144,991	109,917	349,924	106,028	9,085	4,271,057	74.50
Johnsburg Library, Town of	59,485	1,272	0	0	9,746	1,676	11	3,221	0	75,411	31.49
Caldwell-Lake George Library	85,450	1,272	332	0	5,121	9,390	105	1,830	940	104,440	29.71
Hadley-Luzerne Public Library	65,298	1,418	3,258	0	2,373	3,539	1,654	4,205	16,034	97,779	18.12
Stony Creek Free Library	28,900	1,272	332	0	5,870	10,644	0	155	447	47,620	62.09
Warrensburg/Richards Library	99,500	1,396	250	10,356	100	0	14	1,947	2,297	115,860	21.81
Total Warren County	\$ 3,773,116	\$ 25,510	\$ 101,879	\$ 153,486	\$ 198,907	\$ 163,063	\$ 351,822	\$ 121,077	\$ 34,435	\$ 4,923,295	\$ 60.20
Washington County											
Argyle Free Library	\$ 39,900	\$ 1,272	\$ 5,000	\$ 0	\$ 11,785	\$ 3,234	\$ 2,720	\$ 1,715	\$ 983	66,609	\$ 17.61
Cambridge Public Library	71,691	1,272	3,800	0	1,779	0	325	4,535	0	83,402	44.60
Easton Library	64,487	1,272	11,632	0	10,508	0	38	438	-	88,375	37.83
Fort Edward Free Library	18,500	1,272	332	0	20,457	3,801	-	519	6,977	51,858	15.37
Granville/Pember Library & Museum	19,425	1,272	332	0	44,807	14,130	11,051	4,567	112,072	207,656	81.66
Greenwich Free Library	144,000	1,299	332	0	28,829	3,914	-	3,899	15,051	197,324	39.93
Hudson Falls Free Library	75,147	4,043	332	0	5,160	7,800	2,702	2,764	2,000	99,948	6.49
Salem/Bancroft Public Library	45,684	1,272	0	0	5,841	0	122	1,697	98	54,714	57.84
Whitehall Free Library	25,000	1,298	0	0	2,028	2,228	0	620	-	31,174	6.31
Total Washington County	\$ 503,834	\$ 14,272	\$ 21,760	\$ 0	\$ 131,194	\$ 35,107	\$ 16,958	\$ 20,754	\$ 137,181	\$ 881,060	\$ 21.96
Grand Total	\$ 15,608,892	\$ 92,233	\$ 213,555	\$ 287,402	\$ 498,138	\$ 228,740	\$ 386,776	\$ 412,738	\$ 252,669	\$ 17,981,143	\$ 59.01



Library						All Other Expenses				All Other Expense s %		
	Salaries & Benefits		Library Materials			Capital Expense	Building & Maint.	Misc. & Other	Contracts with Libraries/ Systems		Total	
	\$	%	\$	%	\$ per capita	\$	\$	\$	\$	%	\$	\$ per capita
<b>Hamilton County</b>												
Indian Lake Public Library, Town Of	\$ 120,047	70.70%	\$ 29,311	17.26%	\$ 21.68	\$ 0	\$ 7,245	\$ 8,390	\$ 4,806	12.04%	\$ 169,799	\$ 125.59
Inlet Public Library, Town Of	14,371	29.48%	8,126	16.67%	24.40	14,996	7,239	2,727	1,287	53.85%	48,746	146.38
Lake Pleasant Public Library, Town of	49,219	69.20%	6,033	8.48%	7.72	0	0	12,973	2,900	22.32%	71,125	91.07
Cornelius V. Whitney Long Lake Public Library	81,154	53.06%	13,551	8.86%	22.70	0	25,650	29,820	2,777	38.08%	152,952	256.20
Raquette Lake Free Library	20,211	41.24%	13,727	28.01%	120.41	0	8,097	4,779	2,190	30.74%	49,004	429.86
Total Hamilton County	\$ 285,002	57.97%	\$ 70,748	14.39%	\$ 22.27	\$ 14,996	\$ 48,231	\$ 58,689	\$ 13,960	27.64%	\$ 491,626	\$ 154.75
<b>Saratoga County</b>												
Ballston Spa Public Library	\$ 146,983	73.12%	\$ 16,209	8.06%	\$ 3.00	\$ 3,761	\$ 14,540	\$ 8,799	\$ 10,723	18.82%	\$ 201,015	\$ 37.16
Burnt Hills/Ballston Community Public Library	330,120	57.08%	79,824	13.80%	9.24	18,165	105,535	24,063	20,689	29.12%	578,396	66.96
Clifton Park-Halfmoon Public Library	2,109,195	66.32%	338,571	10.65%	6.03	0	366,308	270,911	95,354	23.03%	3,180,339	56.65
Corinth Free Library	70,965	55.51%	12,592	9.85%	1.93	19,125	15,291	5,888	3,981	34.64%	127,842	19.57
Galway Public Library	70,952	56.24%	14,705	11.66%	2.09	0	1,847	33,348	5,309	32.11%	126,161	17.95
Mechanicville District Public Library	216,313	60.11%	59,565	16.55%	6.25	0	34,604	39,120	10,238	23.33%	359,840	37.73
Round Lake/WRLIS Library/Malta Branch	243,024	69.94%	44,561	12.82%	3.02	0	7,845	39,756	12,309	17.24%	347,495	23.54
Saratoga Springs Public Library	3,866,966	70.67%	443,629	8.11%	9.04	53,157	727,080	266,603	114,763	21.23%	5,472,198	111.52
Schuylerville Public Library	61,075	51.82%	12,181	10.34%	1.23	3,014	6,524	29,265	5,796	37.84%	117,855	11.93
Stillwater Free Library	77,518	54.84%	18,880	13.36%	2.76	7,000	18,222	15,568	4,169	31.81%	141,357	20.70
Waterford Public Library	184,222	67.39%	35,916	13.14%	6.21	10,191	17,262	19,332	6,435	19.47%	273,358	47.26
Total Saratoga County	\$ 7,377,333	67.52%	\$ 1,076,633	9.85%	\$ 6.29	\$ 114,413	\$ 1,315,058	\$ 752,653	\$ 289,766	22.62%	\$ 10,925,856	\$ 63.85
<b>Warren County</b>												
Bolton Free Library	\$ 46,531	55.29%	\$ 14,406	17.12%	\$ 6.19	\$ 3,200	\$ 11,866	\$ 5,048	\$ 3,100	27.59%	\$ 84,151	\$ 36.18
Brant Lake/Horicon Free Public Library	14,530	59.97%	2,687	11.09%	1.93	0	3,032	2,384	1,594	28.93%	24,227	17.44
Chester Public Library, Town Of	59,630	70.00%	13,788	16.19%	4.11	0	0	6,769	4,999	13.81%	85,186	25.39
Glens Falls/Crandall Public Library	2,329,022	67.33%	263,595	7.62%	4.60	0	264,594	519,115	83,030	25.05%	3,459,356	60.34
Johnsburg Library, Town Of	57,802	75.97%	6,469	8.50%	2.70	0	0	6,329	5,487	15.53%	76,087	31.77
Caldwell-Lake George Library	61,255	60.12%	8,078	7.93%	2.30	0	15,117	14,860	2,584	31.96%	101,894	28.99
Hadley-Luzerne Public Library	67,803	63.18%	9,731	9.07%	1.80	0	12,000	14,286	3,495	27.75%	107,315	19.89
Stony Creek Free Library	23,917	50.21%	3,652	7.67%	4.76	0	5,965	12,686	1,417	42.13%	47,637	62.11
Warrensburg/Richards Library	69,609	49.66%	13,625	9.72%	2.56	10,356	26,080	17,082	3,431	40.62%	140,183	26.38
Total Warren County	\$ 2,730,099	66.17%	\$ 336,031	8.14%	\$ 4.11	\$ 13,556	\$ 338,654	\$ 598,559	\$ 109,137	25.69%	\$ 4,126,036	\$ 50.45
<b>Washington County</b>												
Argyle Free Library	\$ 27,915	50.92%	\$ 5,932	10.82%	\$ 1.57	\$ 0	\$ 12,008	\$ 6,035	\$ 2,930	38.26%	\$ 54,820	\$ 14.49
Cambridge Public Library	50,567	57.32%	13,151	14.91%	7.03	0	16,564	4,024	3,909	27.77%	88,215	47.17
Easton Library	23,652	42.16%	6,349	11.32%	2.72	0	16,570	7,481	2,049	46.52%	56,101	24.02
Fort Edward Free Library	24,579	41.18%	6,667	11.17%	1.98	0	8,976	17,290	2,168	47.64%	59,680	17.68
Granville/Pember Library & Museum	132,916	64.65%	8,812	4.29%	3.47	0	14,312	45,430	4,128	31.07%	205,598	80.85
Greenwich Free Library	73,748	37.03%	11,857	5.95%	2.40	39,717	38,313	27,859	7,652	57.01%	199,146	40.30
Hudson Falls Free Library	59,618	64.16%	10,309	11.09%	0.67	0	12,088	3,999	6,909	24.75%	92,923	6.04
Salem/Bancroft Public Library	34,381	66.28%	10,137	19.54%	10.72	0	0	4,016	3,335	14.17%	51,869	54.83
Whitehall Free Library	24,291	59.65%	5,411	13.29%	1.10	0	177	9,345	1,501	27.07%	40,725	8.25
Total Washington County	\$ 451,667	53.20%	\$ 78,625	9.26%	\$ 1.96	\$ 39,717	\$ 119,008	\$ 125,479	\$ 34,581	37.54%	\$ 849,077	\$ 21.16
<b>Grand Total</b>	<b>\$10,844,101</b>	<b>66.15%</b>	<b>\$1,562,037</b>	<b>9.53%</b>	<b>\$ 5.27</b>	<b>\$ 182,682</b>	<b>\$1,820,951</b>	<b>\$1,535,380</b>	<b>\$447,444</b>	<b>24.32%</b>	<b>\$ 16,392,595</b>	<b>\$ 55.34</b>

Consulting and Continuing Ed.	Sessions	Participants
Weed em and weep	1	25
Polaris Training	11	16
eBook Workshop	1	6
Website Training	2	4
Collection HQ	7	32
Libraries at the Center	1	10
PR and the Press	1	175
NYLTO	1	10
Summer Reading Workshop	1	22
ReadytoRead Community Asset	1	10
Alzheimer workshop for staff	1	13
Violence Prevention in the Public Library	1	17
	29	340





94% of SALS libraries have a Facebook Page



38% of SALS libraries Tweet



91% of SALS libraries have a library website



100% of SALS libraries offer eBooks



100% of SALS libraries offer Wi-Fi

\*A unique patron is a singular library card number; the patron is counted once, even if they have checked out more than one book or audiobook.

**SALS Designated Funds****Local Library Support Aid**

\$31 per capita or \$1,500, whichever is greater. In 2014 this grant was cut 15.23% **Total \$93,605**  
 SALS Source: New York State categorical aid

**County Aid**

County Aid is a SALS pass-through disbursement. It was calculated for 2014 grants as follows:

**Hamilton:** Minimum \$1,150, balance based on circulation.  
**Total \$11,500**

**Saratoga:** Purchased OverDrive – downloadable e-content for Saratoga County Member Libraries. **Total \$30,600**

**Warren:** \$16,800 to Crandall, minimum \$1,400, balance based on Polaris annual report circulation. Total \$35,000.  
 Source: Each county.

**2014 Total for three counties: \$77,100**

**Construction 2014**

Crandall Public Library \$34,223, Galway Public Library \$77,625, Saratoga Springs Public Library \$98,067, Town of Inlet Public Library \$25,819, Town Of Johnsburg Library \$39,225, Town Of Lake Pleasant Public Library \$138,005, Waterford Public Library \$9,941.

The ranking process and recommendation for funding amounts are determined by law, Education Commissioner's Regulation, and criteria developed by SALS' Board of Trustees as approved by the NYS Education Department.  
 Source: NYS categorical aid Total amount awarded \$422,905.  
 System allocation \$396,655.

**County Youth Grants**

Awards to enhance library services for youth through programming.

Source: Saratoga County Youth Bureau. Amount disbursed: \$1,100

**NYS Grants**

Family Literacy \$7,549. This program provides libraries a grant for programs and materials to support their Summer Reading Programs, Adult Literacy \$4,194. The Southern Adirondack Library System (SALS) in conjunction with Washington-Saratoga-Warren-Hamilton-Essex Board of Cooperative Educational Services (WSWHE BOCES) and SALS member libraries offered the National Workforce Readiness Credential training course to library patrons in the SALS service area.

**NYS Grant-In-Aid(member item grants) \$76,600 disbursed to:**

Ballston Spa Public Library \$7,500.00, Town of Ballston Community Library \$7,500.00, Cambridge Public Library \$1,300.00, Corinth Free Library \$7,500.00, Clifton Park-Halfmoon Public Library \$12,500.00, Easton Library \$1,300.00, Galway Public Library \$3,500.00, Town of Inlet Public Library \$3,500.00, Town of Indian Lake Public Library \$7,500.00, CVW Long Lake Library \$3,500.00 Town of Lake Pleasant Public Library \$3,500.00 Mechanicville District Public Library \$1,300.00, Raquette Lake Free Library \$3,500.00, WRLIS Library \$7,500.00, Saratoga Springs Public Library \$1,300.00, Stillwater Free Library \$1,300.00, Schuylerville Public Library \$1,300.00, Waterford Public Library \$1,300.00

**General Fund & Acquires**

**Balance, December 31, 2013** \$ 2,265,461

**Receipts:**

State Aid	1,522,685	
Income from Investments	6,533	
County Aid for Member Libraries	77,100	
Reimbursement of Prior Year Expenses - General Fund	14,851	
Reimbursement of Joint Automation Fees - Member Libraries	431,912	
Miscellaneous	13,497	2,066,578

**Disbursements:**

Grants to Member Libraries & Others - LLSA, Collection HC	\$ 368,485	
Joint Automation Fees - Member Libraries	439,801	
Delivery Service	182,755	
County Aid for Member Libraries	46,500	
Central Library Development Aid - Crandall Public Library	95,855	
Books, E-content & Other Library Materials	92,011	
Salaries for Personnel	429,700	
Employee and Retiree Benefits	289,503	
Operation and Maintenance of Building	37,714	
Operation and Maintenance of Vehicles	2,423	
Equipment Purchased	2,101	
Travel - Staff and Board	25,852	
Other Operating Expenses	39,566	2,052,266

**Balance, December 31, 2014** \$ 2,279,773

**Reconciliation of Ending Balance:**

N.O.W. Checking Accounts	\$ 41,449
Money Market Savings and Certificates of Deposit	2,238,324
Total Cash and Investments	<u><u>\$ 2,279,773</u></u>

**Trust and Agency Fund**

**Balance, December 31, 2013** \$ 5,674

Receipts: Transfers from General Fund 1,063,987  
1,069,661

Less: Disbursements 1,064,045

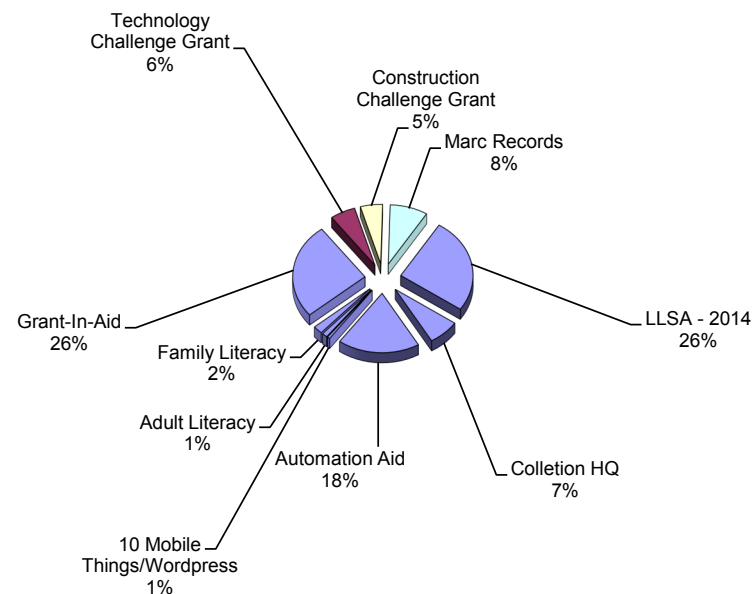
**Balance, December 31, 2014** \$ 5,616

**Capital Fund**

**Balance, December 31, 2013** \$ 173,314

**Balance, December 31, 2014** 173,314

**Distribution of \$353,513  
in subsidies to member libraries**



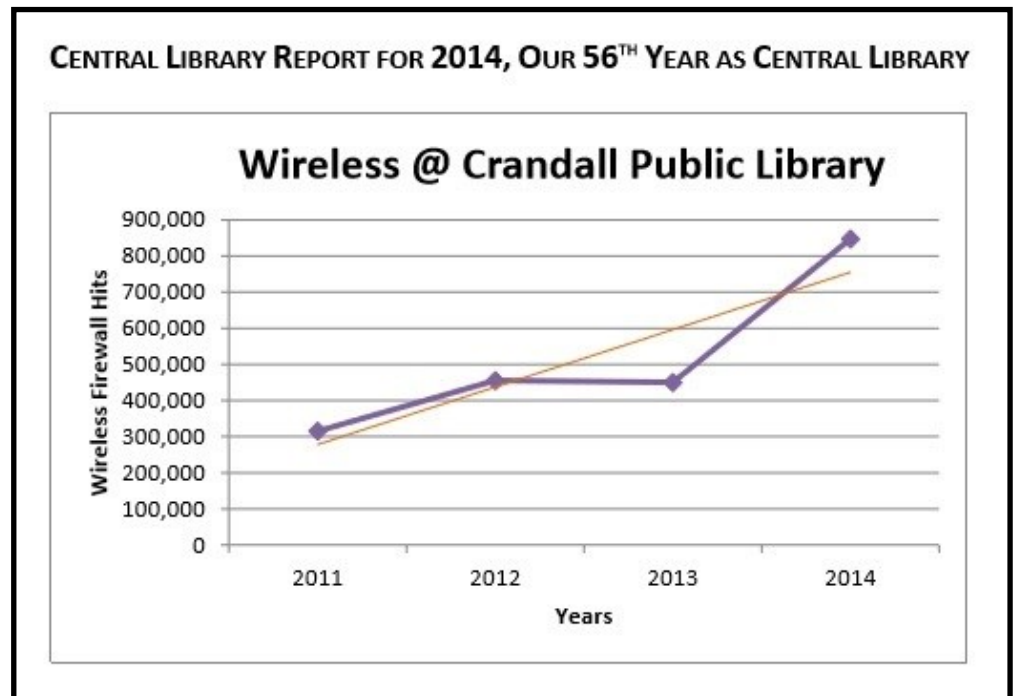
## SALS SERVICES: Central Library Report to Member Libraries at SALS's Annual Meeting

This chart reveals that wireless connectivity is growing within the walls of the Library and on Crandall Trust property; we do not block wireless access for the surrounding park perimeter. Patrons and staff are embracing portable devices such as, laptops, tablets, smart phones, digital capture technologies, gaming equipment, etc. at an expanding rate. As the Central Library for the Southern Adirondack Library System (SALS) it is our responsibility and pleasure to keep abreast of trends and to incorporate them as a model for the system as delineated in the Central Library Plan of Service for 2012-2016. As such, we will continue to use NYS aid to bolster the electronic resources available to all SALS patrons and to continue traditional reference services.

- ♦ The OverDrive platform for downloadable audio and eBooks is funded through Central Book Aid dollars. Ancestry.com will be forthcoming in 2015.
- ♦ 2,173 items were made available for circulation to all SALS cardholders via Central Book Aid money.
- ♦ Nearly 41,000 Interlibrary loan items were borrowed from the Central Library.

On behalf of the Crandall Public Library Board of Trustees and the Crandall Public Library staff, I would like to acknowledge the supportive efforts of Sara Dallas, Director of SALS, and her staff. Likewise, the SALS Board of Trustees and the JA professionals are to be thanked for their dedication and guidance. The 34 member libraries that use the services of the Central Library are also to be recognized for their never ending service to our communities.

With admiration,  
Kathleen U. Naftaly, Director



## *About Libraries Today*

- “Libraries demonstrate their value as community anchors by responding to issues and identifying trends that impact the community.”
  - The State of America’s Libraries: A Report From the American Library Association, 2015
- “More than two-thirds of Americans agree that libraries are important because they improve the quality of life in a community, promote literacy and reading, and provide many people with a chance to succeed.”
  - The State of America’s Libraries: A Report From the American Library Association, 2015
- “Public libraries are already at the forefront of tackling social inequalities by providing access to online information and supporting digital literacy...As a key strand in the social safety net, public libraries provide an important lifeline to jobs, educational opportunities, literacy, health resources and government and community services, especially for immigrants and disadvantaged populations.”
  - Rising to the Challenge: Re-envisioning Public Libraries, A report of the Aspen Institute Dialogue on Public Libraries, 2015
- “With nearly 9,000 public library systems and 17,000 library branches and outlets across the country, there is already a significant physical presence and infrastructure to leverage for long-term success. Enabling all libraries to fulfill their new roles will require library leaders, policy makers and community stakeholders to re-envision the public library and take advantage of the opportunities it offers.”
  - Rising to the Challenge: Re-envisioning Public Libraries, A report of the Aspen Institute Dialogue on Public Libraries, 2015

During 2014, we fulfilled our mission to improve and expand library services through the dedicated work of the Board of Trustees, SALS staff and our Central Library, Crandall Public Library in Glens Falls.

### Administration

Nancy Bowen  
Sara Dallas  
Jill Martz  
Bill Rougier  
Sharon Shyne

### Consultants

Jennifer Ferriss  
Jill Ryder

### Joint Automation Staff

Mary Hanley  
Michele Largeteau  
David MacFarland  
Christopher Mundell  
Diane Robinson  
Jason Thomson

### Resource Sharing

Cindy Mirra

### SALS Board of Trustees

Sandra Debus  
Judy Hoover  
Jordan Hornstein, Vice President  
Paul K. Mays, Secretary  
Karen McComb  
Frank Mezzano, President  
James C. Mosher  
Dale Nemer  
Robert Odess  
Sandi Payne  
John Plantier  
Russell Wise

### SALS Treasurer

Robert W. Jeffords



# SALS Member Libraries

## Hamilton County

Town of Indian Lake Public Library	648-5444
Town of Inlet Public Library	(315) 357-6494
Town of Lake Pleasant Public Library	548-4411
Cornelius Vanderbilt Whitney Long Lake Library	624-3825
Raquette Lake Free Library	(315) 354-4005

## Saratoga County

Ballston Spa Public Library	885-5022
Burnt Hills, Town of Ballston Community Library	399-8174
Clifton Park-Halfmoon Public Library	371-8622
Corinth Free Library	654-6913
Galway Public Library	882-6385
Mechanicville District Public Library	664-4646
Round Lake Library	899-2285
Round Lake Library—Malta Branch	682-2495
Saratoga Springs Public Library	584-7860
Schuylerville Public Library	695-6641
Stillwater Free Library	664-6255
Waterford Public Library	237-0891

## Warren County

Bolton Free Library	644-2233
Brant Lake, Horicon Free Public Library	494-4189
Town of Chester Public Library	494-5384
■ Glens Falls, Crandall Public Library	792-6508
Lake George, Caldwell-Lake George Library	668-2528
Luzerne, Hadley-Luzerne Public Library	696-3423
North Creek, Town of Johnsburg Library	251-4343
Stony Creek Free Library	696-5911
Warrensburg, Richards Library	623-3011

## Washington County

Argyle Free Library	638-8911
Cambridge Public Library	677-2443
Easton Library	692-2253
Fort Edward Free Library	747-6743
Granville, Pember Library & Museum	642-2525
Greenwich Free Library	692-7157
Hudson Falls Free Library	747-6406
Salem, Bancroft Public Library	854-7463
Whitehall Free Library	499-1366

■ Central Reference Library