

2013 Statistical Summary



SOUTHERN ADIRONDACK
LIBRARY SYSTEM

Southern Adirondack Library System
22 Whitney Place
Saratoga Springs, NY 12866

Phone: 518-584-7300
FAX: 518-587-5589
www.sals.edu



“Americans strongly value the role of public libraries in their communities, both for providing access to materials and resources and for promoting literacy and improving the overall quality of life.” — Pew Internet & American Life Project

SALS Plan of Service 2012-2016

The SALS Board of Trustees, working with Sandra Nelson, revised its Plan of Service. The member library staff and trustees clearly expressed the system services they needed in order to provide quality library services to their communities. The Plan was developed using data collected from the member libraries. The SALS 2013 budget was developed based upon the System Plan of Service.

The four service priorities chosen by our membership, regardless of library size and budget are:

- POLARIS
- Delivery and Interlibrary Loan
- Consulting and Continuing Education
- Technology

In June of 2013, member library staff and trustees were asked to complete a system use and satisfaction survey. The survey will help us measure, evaluate and allocate system resources for FY 2014.

SALS will be most effective when it focuses its resources on meeting its memberships' most important needs.

I want to thank the SALS Board of Trustees, the SALS staff, and the membership for helping us define and improve our services to our community.

—Sara Dallas, Director

TABLE OF CONTENTS

Taking Stock

Statistical Benchmarks & Book Prices	4
2013 Trustee Awards	5
2013 Program Awards	6
Regulation 90.2: NYS Minimum Standards	7
Regulation 90.8: Library Director	7
Types of Libraries	8
Local Votes How to	9

Operations

2012/2013 Circulation Data	10
Type/Area Chartered to serve	
2000 census pop. of chartered area	
2012/2013 circulation +/-	
2012/2013 circulation per capita +/- %	
Cataloged Holdings	11
Adult & YA Print Materials—% of holdings	
Juvenile Print Materials—% of holdings	
Non Print/AV—% of holdings	
Other Print & Electronic—% of holdings	
Total Holdings	
2013 Holdings per capita	
Interlibrary Loan Resource Sharing	12
Deliveries per Week 2012/2013	
2013 Borrowed Loaned Total Activity	
2012 Total Activity	
Total Activity change +/- % Change	

Library Operations	13
Library Visits Visits per capita	
Programs Held Program Attendance	
Hours Open/Week	
Square Feet	
Year of Last Major Renovation/Addition	
In House Use of Public PCs	
Staff FTE	
FTE Hours/Week	

Finances

Local Public Funds	14
Local Funding from Chartered Area	
Chartered Local Funds per capita	
Other Local Funding	
County Aid	
Local Public Funds—Total \$ per capita	
Operating Fund Receipts	15
Total Local Public Funds	
System Cash Grants	
Other State & Federal Aid	
Other	
Operating Fund Receipts	
Total Receipts per capita	
Operating Fund Expenditures	16
Salaries & Benefits—% of Total	
Library Materials—% of Total \$ per capita	
Capital Expense	
Building Expense	
Misc. & Other	
Contracts with Libraries/Systems	
All Other Expenses—%	
Total Expenditures \$ per capita	

SALS Services

Consulting and Continuing Ed. New eBook Patrons	17
Technology	18
Explanation of SALS Grants	19
SALS Treasurer's Report Distribution of Subsidies to Members	20
Central Library Report	21
About Libraries Today	22
Staff & Trustees	23

The statistics in this booklet were supplied by Member Libraries in their 2013 Annual Reports.

Averages	National	New York State ³	SALS Members	Your Library
Circulation per capita	10.53 ⁴	9.73	11.72	(p.10)
Library materials holdings per capita	10.29 ⁵	7.97	5.48	(p. 11)
Per capita support (income) local public funding	\$46.40 ¹	\$60.84	\$50.14	(p. 14)
Per capita operating expenses	\$49.91 ⁵	\$73.34	\$54.34	(p. 16)
Per capita expenses for library materials	—	\$6.18	\$5.32	(p. 16)
Budget distribution	—	68.3% for paid staff; 8.4% for materials	65.9% for paid staff; 9.8% for library materials	(p. 16)
Salaries	\$44,503 ² (Average starting salary for a new MLS in a public library)	NYLA suggests that the starting salary for library staff be comparable to people with similar education and responsibilities working in the same community.		

¹Library Journal, January 2014 – 2013 data

²Library Journal, October, 2013 – 2012 data

³Selected Public and Association Libraries Statistics: 1998-2012 (<http://www.nysl.nysed.gov/libdev/libspalstats.htm>)

⁴Library Journal, March 2014 – 2013 data

⁵2013 Public Library Data Service Statistical Report: Characteristics & Trends — 2012 data

Average Book Prices 2013	
School Library Journal, March 2014	
Adult Fiction	
Hardcover	\$26.69
Trade Paperback	\$15.73
Adult Nonfiction	
Hardcover	\$27.74
Trade paperback	\$20.59
Mass Market Paperback \$7.66

Library Trustees of the Year

2013 Awards, Presented on May 19, 2014 by the Southern
Adirondack Library System at its 56th Annual Meeting

Honoring Outstanding Service to a Member Library

- 2013 Susan Jennings, Richards Library
Loretto Hosley, CV Whitney Long Lake Public Library
- 2012 Cheryl Gold, Saratoga Springs Public Library
Larry Carr, Town of Johnsbury Library
- 2011 Arlene Rhodes, Galway Public Library
Sandi Payne, Stony Creek Free Library
- 2010 Hal Heusner, Bolton Free Library
- 2009 Sandra Debus, Round Lake Library
Michael Marchese, Waterford Public Library
- 2008 Richard "Dick" Merrill, Crandall Public Library
Thomas Mellon, Stillwater Free Library
- 2007 Cynthia Fosberry, Hadley-Luzerne Public Library
Joseph E. Mastrianni, Bolton Free Library
- 2006 No award
- 2005 Christene Thurston, Clifton Park-Halfmoon Public Library
Robert Bartholomew, Town of Chester Public Library
- 2004 Claire Haizlip, Stillwater Free Library
Ken Bollerud, Saratoga Springs Public Library
- 2003 Bill Boyd, Greenwich Free Library
George Sengenberger, Town of Lake Pleasant Public Library

Library Programs of the Year

2013 Awards, Presented on May 19, 2014 by the Southern Adirondack Library System at its 56th Annual Meeting

Stony Creek Free Library for Joe McChesney Showcase: During the Warren County Bicentennial Celebration, the Stony Creek Free Library, in conjunction with the Town of Stony Creek and the Stony Creek Historical Society, showcased and honored long-time summer resident and artist, Joe McChesney. The art show was an opportunity for the year-long and the part-time residents to get together to enjoy the art work, refreshments, and hear live music. This program helped to bridge the two groups and dispel preconceived notions. As a result, barriers were broken and it brought understanding and community awareness and growth. The “Flatlanders” aka part-timers and the “Crikkers” aka natives attended, mingled, and got to know one another brought together by everyone’s appreciation of the beauty of Stony Creek. The Stony Creek Free Library is a vital and integral part of the town and began the tradition of an annual social event for the entire community.

Clifton Park-Halfmoon Public Library for *The Holocaust Revisited: A Retrospective Review*: One role of a public library is to encourage civic and social engagement as well as partner with other community groups. The Clifton Park-Halfmoon Public Library, partnering with Congregation Beth Shalom, Prince of Peace Lutheran Church and St. Edward the Confessor Catholic Church presented a community program entitled “The Holocaust Revisited: A Retrospective Review”. The program featured Dr. Stephen Berk who spoke about lessons learned from the Holocaust and how those lessons can be applied in the current day, as well as a display of artifacts from the New England Holocaust Institute and Museum. Three hundred people from all parts of the community attended the 90 minute program and the 30 minute questions and answers session. The program was made possible by the support of the Weitzman, Hamerling and Bergman families after their trip to visit the Dachau and Terezin concentration camps.

Previous winners

- 2012 Saratoga Springs Public Library for *Sensory Story Time and The Sunday Club*
Town of Ballston Community Library for *Home Delivery Book Program*
- 2011 Clifton Park-Halfmoon Public Library for *Senior Expo*
Stony Creek Free Library for *The Dirty Dozen Garden Club*
- 2010 Saratoga Springs Public Library for *Video Game Design Lab for Teens*
Town of Ballston Community Library for *Camp Half Blood Overnight Event*
- 2009 Crandall Public Library for *The Reduced Shakespeare Company—Even Further Abridged*
Galway Public Library for *Story Sculptures*
- 2008 Mechanicville Public Library for *Mechanicville Loser’s Challenge*
Corinth Free Library for *Living on the Edge*
- 2007 Greenwich Free Library for *Only the Message Mattered*
Saratoga Springs Public Library for *Strengthening Families*
- 2006 Easton Library for *Irish Voices*
Long Lake Library for *Vintage Aprons Exhibit*
- 2005 Galway Public Library for *Story Quilt*
Town of Chester Public Library for *History Alive*
- 2004 Easton Library for *Honor the Ladies*
Crandall Public Library for *Robert Sabuda, Pop-Up Artist*
- 2003 Easton Library for *Easton Reads*
Greenwich Free Library for *Black History Weekend*

TAKING STOCK: Minimum Standards

Regulations of the Commissioner of Education

Regulation 90.2: Standards for Registration of Public, Free Association and Indian Libraries

(a) A public, free association or Indian library will be registered if it meets the following standards satisfactory to the commissioner:

- (1) is governed by written bylaws which outline the responsibilities and procedures of the library board of trustees;
- (2) has a board-approved, written long-range plan of service;
- (3) presents an annual report to the community on the library's progress in meeting its goals and objectives;
- (4) has board-approved written policies for the operation of the library;
- (5) presents annually to appropriate funding agencies a written budget which would enable the library to meet or exceed these standards and to carry out its long-range plan of service;
- (6) periodically evaluates the effectiveness of the library's collection and services in meeting community needs;
- (7) is open the following scheduled hours (*see chart*)
- (8) maintains a facility to meet community needs, including adequate space, lighting, shelving, seating, and restroom;
- (9) has a telephone, photocopier, microcomputer, printer, telefacsimile machine and other equipment necessary to facilitate access to information;
- (10) distributes printed information listing the library's hours open, borrowing rules, services, location and phone number.
- (11) employs a paid director in accordance with the provisions of Section 90.8 of this Part (*see chart*)

(b) Any public, free association or Indian library registered by the department at the time this section takes effect shall be required to meet the standards for registration in subdivision (a) of this section on the following schedule:

(1) meet the standards of paragraphs (1) through (5) and (10) of subdivision (a) of this section on or before January 1, 1995.

(2) meet the standards of paragraph (6) of subdivision (a) of this section on or before January 1, 1997.

(3) meet the standards of paragraphs (7), (8), (9) and (11) of subdivision (a) of this section on or before January 1, 1999.

(c) **Variances.** If circumstances over which any public, free association or Indian library has no control prevent it from meeting one or more of the standards of service set forward in subdivision (a) of this section, such library may apply for a variance for such standard(s). The application for such variance shall be submitted for such library by the public library system of which such library is a member, in a form prescribed by the commissioner. No variance granted pursuant to this subdivision shall be deemed to relieve a public, free association or Indian library of any obligation imposed by any other provision of federal or state law.

Regulation 90.2: Scheduled Hours

Regulation 90.8: Standards for Library Director

Population	Minimum weekly hours open	Library Director
Up to 500	12	
500-2,499	20	
2,500-4,999	25	2 years/Associate degree
5,000,7,499	35	4 years/BA degree
7,500 –14,999	35	MLS/Professional Certificate or Certificate of Qualification
15,000-24,999	40	
25,000-99,999	55	
100,000 and above	60	

	ASSOCIATION LIBRARIES	PUBLIC LIBRARIES		
		Municipal Public Library	School District Public Library	Special District Public Library
HOW ESTABLISHED	By vote of association members or as trustees operating under a will or deed of trust.	By vote of county, city, town or village board; or by petition and referendum.	By vote of school district voters.	By special act of State legislature and vote of special district voters.*
CHARTER	Regents incorporate by charter.	Regents incorporate by charter.	Regents incorporate by charter.	Regents incorporate by charter.
REGISTRATION	Education Department registers. Must meet minimum standards in order to receive public funds.	Education Department registers. Must meet minimum standards in order to receive public funds.	Education Department registers. Must meet minimum standards in order to receive public funds.	Education Department registers. Must meet minimum standards in order to receive public funds.
TAX FUNDS	May receive appropriation from units of government. Also tax levy by vote of municipal or school district voters. Library should sign contract with appropriating unit. May petition municipal and/or school district tax payers for funds.	Budget approved by county, city, town, or village board. Also tax levy by vote of municipal or school district voters. May petition municipal and/or school district tax payers for funds.	Budget approved by school district voters. May also petition for a tax levy from municipalities.	Budget approved by district voters. May also petition for a tax levy from municipalities, unless enactment legislation specifies otherwise.
BONDING AUTHORITY	Not permitted. Requires a special act of legislation through Dormitory Authority of the State of New York (DASNY)	Municipal government may bond if it owns the library building	School district may bond if it owns the library building	A municipality may bond on behalf of district if legislation allows.*
BOARD OF TRUSTEES	Number: 5-25. Elected by association members. Term of office: set by charter. Responsible to association membership and to Regents. Residential requirements may be established in bylaws.	Number: 5-15. Approved by municipal governing board; term of office: three or five years if established after 1921.** Responsible to municipal government, public, and Regents. Must be residents of municipality (except village library).	Number: 5-15. Elected by school district voters. Term of office: three or five years (if established after 1921).** Responsible to school district voters and Regents. Must be residents of school district.	Number: determined by enabling legislation. Elected by residents of special district. Term of office: five years or as defined by legislation. Responsible to special district voters and Regents. Residency requirements determined by enabling legislation.
COMMUNITY INVOLVEMENT	Public can join association and may vote for trustees.	Public "owns" library; votes for elected officials who are sympathetic to library needs.	Public "owns" library and votes directly for trustees and budget.	Public "owns" library and votes directly for trustees and budget.
RETIREMENT BENEFITS	May purchase retirement benefits from private vendor. Some may be in State Retirement System if specified in statute.	State Retirement System benefits through municipality.	State Retirement System benefits through school district or independently.	State Retirement System benefits if library district opts to participate.
CIVIL SERVICE	Employees not covered by Civil Service.	Employees subject to Civil Service Law.	Employees subject to Civil Service Law.	Employees subject to Civil Service Law.

* Special library districts are created by act of the New York State Legislature. Each one is different and reflects the particular needs and situation of that district. There is no comprehensive legal definition of a special library district.

** Became effective January 1, 1999.

Local Votes | How To

Stable, sufficient funding provides the security for a library's operating budget.

Library	Budget Vote Held By	Budget Vote Type	Voters live in	Budget Vote \$ Amount	Date Held
Argyle Free Library	Argyle Central School District	School District	School District	\$29,400	5/21/2013
Ballston Spa Public Library	Ballston Spa Central School District	School District	School District	\$51,000	5/21/2013
Bancroft Public Library	Salem Central	School District	School District	\$19,890	5/21/2013
Cambridge Public Library	Cambridge Central	Village	Village	\$38,248	5/21/2013
Clifton Park-Halfmoon Public Library	Clifton Park- Halfmoon Library District	Special Legislative District	Special Legislative District	\$3,792,125	9/13/2012
Corinth Free Library	Corinth Central School	School District	School District	\$56,000	5/15/2012
Comelius Vanderbilt Whitney Long Lake Library	Long Lake Central School	School District	School District	\$130,000	6/18/2013
Crandall Public Library	Glens Falls	City	City	\$4,260,227	11/06/2012
Crandall Public Library	Moreau	Town	Town	\$4,260,227	11/06/2012
Crandall Public Library	Queensbury	Town	Town	\$4,260,227	11/06/2012
Galway Public Library	Galway	School District	School District	\$117,750	6/4/2013
Greenwich Free Library	Greenwich	School District	School District	\$90,000	5/21/2013
Mechanicville District Public Library	Mechanicville District Public School	School District	School District	\$337,082	5/6/2012
Raquette Lake Free Library	Raquette Lake Union Free School	School District	School District	\$10,000	5/21/2013
Richards Library	Warrensburg Central School District	School District	School District	\$98,100	5/15/2012
Saratoga Springs Public Library	Saratoga Springs	School District	School District	\$5,504,602	4/18/2013
Schuylerville Public Library	Schuylerville Schools	School District	School District	\$100,000	5/15/2012
Stillwater Free Library	Stillwater	Town	Town	\$127,360	11/04/2003
Stony Creek Free Library	Hadley-Luzerne Central School	School District	School District	\$6,500	5/13/2012
Waterford Public Library	Waterford Halfmoon Union Free	School District	School District	\$251,498	6/5/2013
Whitehall Free Library	Whitehall Central School	School District	School District	\$15,000	5/21/2013
Woman's Round Lake Improvement Society	Town of Malta	Town	Town	\$291,000	11/08/2011

Resources - How to go about it in *Creating Public Library Districts in New York State, a "how-to" guide*.

Developed by Panz Library Consulting, under a contract with New York State Library Development.

<http://www.nysl.nysed.gov/libdev/libs/pldtools/index.html>

OPERATIONS: Comparative Circulation Data

Library	Type/Area Chartered to Serve	2010 Census Population	Circulation			Circulation per capita		2013/2012 + or - %
			2012	2013	+ or -	2012	2013	
Hamilton County								
Indian Lake Public Library, Town of	Public Town	1,352	18,602	18,250	(352)	13.76	13.50	-1.89%
Inlet Public Library, Town of	Public Town	333	3,666	3,250	(416)	11.01	9.76	-11.35%
Lake Pleasant Public Library, Town of	Public Town	781	16,541	14,016	(2,525)	21.18	17.95	-15.27%
Comelius V. Whitney Long Lake Public Library	PSD	597	15,677	15,444	(233)	26.26	25.87	-1.49%
Raquette Lake Free Library	Association School District	114	7,959	8,436	477	69.82	74.00	5.99%
Total Hamilton County		3,177	62,445	59,396	(3,049)	19.66	18.70	
Saratoga County								
Ballston Spa Public Library	Public Village	5,409	79,620	69,185	(10,435)	14.72	12.79	-13.11%
Burnt Hills/Ballston Community Public Library	Public Town	8,638	150,671	141,677	(8,994)	17.44	16.40	-5.97%
Clifton Park-Halfmoon Public Library	PSLD	56,138	902,865	893,056	(9,809)	16.08	15.91	-1.09%
Corinth Free Library	Association Town	6,531	24,612	24,715	103	3.77	3.78	0.42%
Galway Public Library	PSD	7,029	31,715	29,038	(2,677)	4.51	4.13	-8.44%
Mechanicville District Public Library	PSD	9,536	75,805	66,017	(9,788)	7.95	6.92	-12.91%
Round Lake/WRLIS Library/Malta Branch	Association Town	14,765	106,203	102,415	(3,788)	7.19	6.94	-3.57%
Saratoga Springs Public Library	PSD	49,070	959,513	986,595	27,082	19.55	20.11	2.82%
Schuylerville Public Library	PSD	9,881	32,072	37,340	5,268	3.25	3.78	16.43%
Stillwater Free Library	Association Other	6,830	27,252	26,916	(336)	3.99	3.94	-1.23%
Waterford Public Library	PSD	5,784	52,405	51,942	(463)	9.06	8.98	-0.88%
Total Saratoga County		179,611	2,442,733	2,428,896	(13,837)	13.60	13.52	
Warren County								
Bolton Free Library	Association Town	2,326	22,193	21,067	(1,126)	9.54	9.06	-5.07%
Brant Lake/Horicon Free Public Library	Public Town	1,389	5,673	4,759	(914)	4.08	3.43	-16.11%
Chester Public Library, Town of	Public Town	3,355	31,939	28,869	(3,070)	9.52	8.60	-9.61%
Glens Falls/Crandall Public Library	PSLD	57,329	807,049	762,298	(44,751)	14.08	13.30	-5.55%
Johnsburg Library, Town of	Public Town	2,395	34,077	30,711	(3,366)	14.23	12.82	-9.88%
Lake George/Caldwell-Lake George Library	Association Town	3,515	10,580	11,069	489	3.01	3.15	4.62%
Luzerne/Hadley-Luzerne Public Library	Public Town	5,395	19,716	20,228	512	3.65	3.75	2.60%
Stony Creek Free Library	Association Town	767	6,049	5,270	(779)	7.89	6.87	-12.88%
Warrensburg/Richards Library	Association Other	5,313	12,150	11,933	(217)	2.29	2.25	-1.79%
Total Warren County		81,784	949,426	896,204	(53,222)	11.61	10.96	
Washington County								
Argyle Free Library	Association Town	3,782	15,810	14,112	(1,698)	4.18	3.73	-10.74%
Cambridge Public Library	Public Village	1,870	32,674	31,682	(992)	17.47	16.94	-3.04%
Easton Library	Association Town	2,336	8,522	7,485	(1,037)	3.65	3.20	-12.17%
Fort Edward Free Library	Association Village	3,375	5,603	6,553	950	1.66	1.94	16.96%
Granville/Pember Library & Museum	Public Village	2,543	33,413	29,023	(4,390)	13.14	11.41	-13.14%
Greenwich Free Library	Association Town	4,942	40,471	45,294	4,823	8.19	9.17	11.92%
Hudson Falls Free Library	Association School District	15,389	30,703	22,198	(8,505)	2.00	1.44	-27.70%
Salem/Bancroft Public Library	Public Village	946	20,698	22,738	2,040	21.88	24.04	9.86%
Whitehall Free Library	Association School District	4,939	11,361	8,474	(2,887)	2.30	1.72	-25.41%
Total Washington County		40,122	199,255	187,559	(11,696)	4.97	4.67	
Grand Total Member Libraries		304,694	3,653,859	3,572,055	(81,804)	11.99	11.72	-2.24%
SALS Population Chartered to Serve for Unserviced Localities		48,672	PSLD - Public Special Legislative District			PSD - Public School District		
SALS Population Chartered to Serve		353,366						

OPERATIONS: Cataloged Holdings

	Adult & YA Print Materials	% of total holdings	Juvenile Print Materials	% of total holdings	Non-Print AV & Electronic Holdings	% of total holdings	Other Print	% of total holdings	Total	2013 Holdings per capita
Hamilton County										
Indian Lake Public Library, Town of	18,004	49%	8,710	24%	9,314	25%	544	1%	36,572	27.05
Inlet Public Library, Town of	5,298	31%	4,244	25%	7,218	43%	122	1%	16,882	50.70
Lake Pleasant Public Library, Town of	8,486	39%	5,180	24%	8,064	37%	2	0%	21,732	27.83
Cornelius V. Whitney Long Lake Public Library	7,913	42%	3,678	20%	6,862	37%	245	1%	18,698	31.32
Raquette Lake Free Library	6,820	35%	4,459	23%	7,674	39%	529	3%	19,482	170.89
Total Hamilton County	46,521	41%	26,271	23%	39,132	35%	1,442	1%	113,366	35.68
Saratoga County										
Ballston Spa Public Library	19,946	47%	11,103	26%	10,135	24%	1,161	3%	42,345	7.83
Burnt Hills/Ballston Community Public Library	36,894	51%	21,366	30%	13,401	19%	216	0%	71,877	8.32
Clifton Park-Halfmoon Public Library	96,098	51%	62,268	33%	29,506	16%	375	0%	188,247	3.35
Corinth Free Library	11,778	43%	5,995	22%	7,037	26%	2,327	9%	27,137	4.16
Galway Public Library	15,806	45%	11,449	33%	7,419	21%	301	1%	34,975	4.98
Mechanicville District Public Library	17,153	45%	9,808	26%	10,481	28%	359	1%	37,801	3.96
Round Lake/WRLIS Library/Malta Branch	17,450	41%	14,533	34%	10,624	25%	73	0%	42,680	2.89
Saratoga Springs Public Library	116,590	50%	68,366	29%	40,625	17%	8,950	4%	234,531	4.78
Schuylerville Public Library	8,099	39%	5,989	29%	6,335	30%	430	2%	20,853	2.11
Stillwater Free Library	8,650	36%	7,364	30%	8,135	34%	119	0%	24,268	3.55
Waterford Public Library	9,642	36%	8,417	32%	8,345	32%	73	0%	26,477	4.58
Total Saratoga County	358,106	48%	226,658	30%	152,043	20%	14,384	2%	751,191	4.39
Warren County										
Bolton Free Library	8,651	39%	4,437	20%	7,006	31%	2,365	11%	22,459	9.66
Brant Lake/Horicon Free Public Library	7,942	42%	4,144	22%	6,677	35%	312	2%	19,075	13.73
Chester Public Library, Town of	11,722	37%	8,778	28%	10,209	33%	697	2%	31,406	9.36
Glens Falls/Crandall Public Library	115,585	35%	48,065	15%	42,437	13%	123,774	38%	329,861	5.75
Johnsburg Library, Town of	15,735	47%	5,749	17%	10,309	31%	1,828	5%	33,621	14.04
Lake George/Caldwell-Lake George Library	9,078	45%	3,778	19%	6,434	32%	900	4%	20,190	5.74
Luzerne/Hadley-Luzerne Public Library	11,855	47%	4,999	20%	7,811	31%	756	3%	25,421	4.71
Stony Creek Free Library	5,699	37%	2,635	17%	7,227	46%	6	0%	15,567	20.30
Warrensburg/Richards Library	10,613	44%	6,810	28%	6,389	27%	279	1%	24,091	4.53
Total Warren County	196,880	38%	89,395	17%	104,499	20%	130,917	25%	521,691	6.38
Washington County										
Argyle Free Library	7,281	41%	4,024	18%	6,581	30%	14	0%	17,900	4.73
Cambridge Public Library	6,025	27%	3,260	15%	7,332	33%	5,370	24%	21,987	11.76
Easton Library	7,828	37%	5,640	26%	7,493	35%	375	2%	21,336	9.13
Fort Edward Free Library	9,829	42%	4,843	21%	6,550	28%	2,286	10%	23,508	6.97
Granville/Pember Library & Museum	11,823	48%	5,956	24%	6,038	25%	724	3%	24,541	9.65
Greenwich Free Library	21,452	52%	10,309	25%	9,242	22%	590	1%	41,593	8.42
Hudson Falls Free Library	20,006	47%	12,306	29%	7,855	19%	1,990	5%	42,157	2.74
Salem/Bancroft Public Library	11,264	47%	5,439	23%	7,114	30%	16	0%	23,833	25.19
Whitehall Free Library	5,833	30%	6,303	32%	7,172	37%	165	1%	19,473	3.94
Total Washington County	101,341	43%	58,080	25%	65,377	28%	11,530	5%	236,328	5.89
Grand Total	702,848	43%	400,404	25%	361,051	22%	158,273	10%	1,622,576	5.48

OPERATIONS: Interlibrary Loan Resource Sharing

Library	Dec. 2012	Dec. 2013	2013				2012	Total Activity	
	Deliveries per Week	Deliveries per Week	Borrowed	Loaned	Borrow more than loan	Total Activity	Total Activity	Change + or -	% Change
Hamilton County									
Indian Lake Public Library, Town of	3	3	1,620	3,368	(1,748)	4,988	4,166	822	19.7%
Inlet Public Library, Town of	3	3	256	2,188	(1,932)	2,444	2,074	370	17.8%
Lake Pleasant Public Library, Town of	3	3	1,731	3,820	(2,089)	5,551	6,218	(667)	-10.7%
Cornelius V. Whitney Long Lake Public Library	3	3	1,927	2,284	(357)	4,211	4,838	(627)	-13.0%
Raquette Lake Free Library	3	3	602	2,848	(2,246)	3,450	4,260	(810)	-19.0%
Total Hamilton County	15	15	6,136	14,508		20,644	21,556	(912)	-4.2%
Saratoga County									
Ballston Spa Public Library	5	5	10,809	5,587	5,222	16,396	17,022	(626)	-3.7%
Burnt Hills/Ballston Community Public Library	5	5	8,493	19,935	(11,442)	28,428	28,337	91	0.3%
Clifton Park-Halfmoon Public Library	5	5	51,227	25,928	25,299	77,155	72,401	4,754	6.6%
Corinth Free Library	4	4	4,336	4,141	195	8,477	7,914	563	7.1%
Galway Public Library	3	3	4,219	4,189	30	8,408	7,517	891	11.9%
Mechanicville District Public Library	5	5	6,034	3,275	2,759	9,309	9,602	(293)	-3.1%
Round Lake/WRLIS Library/Malta Branch	10	10	13,012	7,524	5,488	20,536	18,706	1,830	9.8%
Saratoga Springs Public Library	5	5	40,696	42,471	(1,775)	83,167	81,154	2,013	2.5%
Schuylerville Public Library	5	5	5,591	5,807	(216)	11,398	9,622	1,776	18.5%
Stillwater Free Library	4	4	2,875	6,795	(3,920)	9,670	8,850	820	9.3%
Waterford Public Library	5	5	3,077	2,791	286	5,868	5,633	235	4.2%
Total Saratoga County	56	56	150,369	128,443		278,812	266,758	12,054	4.5%
Warren County									
Bolton Free Library	3	3	1,511	4,223	(2,712)	5,734	5,697	37	0.6%
Brant Lake/Horicon Free Public Library	3	3	479	1,626	(1,147)	2,105	2,408	(303)	-12.6%
Chester Public Library, Town of	3	3	3,265	5,985	(2,720)	9,250	9,350	(100)	-1.1%
Glens Falls/Crandall Public Library	5	5	34,568	40,909	(6,341)	75,477	75,952	(475)	-0.6%
Johnsburg Library, Town of	3	3	4,352	5,338	(986)	9,690	8,875	815	9.2%
Lake George/Caldwell-Lake George Library	3	3	2,405	2,137	268	4,542	4,460	82	1.8%
Luzerne/Hadley-Luzerne Public Library	5	5	3,021	2,584	437	5,605	5,325	280	5.3%
Stony Creek Free Library	2	2	384	1,521	(1,137)	1,905	2,668	(763)	-28.6%
Warrensburg/Richards Library	3	3	2,849	1,775	1,074	4,624	5,195	(571)	-11.0%
Total Warren County	30	30	52,834	66,098		118,932	119,930	(998)	-0.8%
Washington County									
Argyle Free Library	5	5	2,512	1,798	714	4,310	4,710	(400)	-8.5%
Cambridge Public Library	5	5	5,875	708	5,167	6,583	5,623	960	17.1%
Easton Library	5	5	882	1,604	(722)	2,486	2,491	(5)	-0.2%
Fort Edward Free Library	5	5	684	748	(64)	1,432	1,214	218	18.0%
Granville/Pember Library & Museum	5	5	5,245	3,539	1,706	8,784	9,468	(684)	-7.2%
Greenwich Free Library	5	5	7,178	5,946	1,232	13,124	10,103	3,021	29.9%
Hudson Falls Free Library	5	5	2,046	3,473	(1,427)	5,519	6,070	(551)	-9.1%
Salem/Bancroft Public Library	5	5	3,774	3,427	347	7,201	6,633	568	8.6%
Whitehall Free Library	5	5	1,830	1,140	690	2,970	3,363	(393)	-11.7%
Total Washington County	45	45	30,026	22,383		52,409	49,675	2,734	5.5%
Grand Total	146	146	239,365	231,432		470,797	457,919	12,878	2.8%

OPERATIONS: Library Operations

Library	Library Visits	Library Visits per capita	Programs Held	Program Attend.	Registered Borrowers	Hours Open/week	SQ.FT.	Year of Last Major Renovation/ Addition	#WiFi Access /year	Paid Staff FTE	FTE Hours/ Week
Hamilton County											
Indian Lake Public Library, Town of	25,740	19.04	82	1,099	1,302	24	3,750	2002	5,100	3.1	24
Inlet Public Library, Town of	10,559	31.71	24	653	868	14	1,500	N/A	700	1.3	14
Lake Pleasant Public Library, Town of	10,708	13.71	38	671	1,681	27	1,164	N/A	739	1.7	35
Cornelius V. Whitney Long Lake Public Library	19,490	32.65	33	715	1,426	28	3,130	2012	N/A	6.0	30
Raquette Lake Free Library	5,393	47.31	16	529	745	19	1,364	2009	936	1.5	19
Total Hamilton County	71,890	22.63	193	3,667	6,022				7,475	13.5	
Saratoga County											
Ballston Spa Public Library	56,034	10.36	156	2,489	5,864	43	6,660	2008	1,178	3.6	40
Burnt Hills/Ballston Community Public Library	115,000	13.31	546	8,474	6,764	51	11,000	N/A	3,144	11.5	35
Clifton Park-Halfmoon Public Library	489,967	8.73	1,060	28,015	45,581	70	55,000	2006	N/A	45.7	35
Corinth Free Library	18,902	2.89	110	1,338	2,805	35	3,434	1988	783	2.0	35
Galway Public Library	24,200	3.44	342	1,265	2,194	35	1,800	N/A	N/A	2.2	35
Mechanicville District Public Library	93,257	9.78	82	1,671	5,888	43	8,136	2013	2,600	10.0	35
Round Lake/WRLIS Library/Malta Branch	83,530	5.66	436	3,159	3,362	110	2,000/5,300	2010/2009	1,600	5.6	40
Saratoga Springs Public Library	615,895	12.55	1,440	25,476	49,109	70	58,000	1995	30,761	59.5	35
Schuylerville Public Library	29,402	2.98	156	1,709	2,055	38	3,120	N/A	151,745	1.8	34
Stillwater Free Library	17,025	2.49	150	2,310	1,702	45	2,650	2008	N/A	3.0	35
Waterford Public Library	37,667	6.51	108	953	3,917	57	3,000	2012	1,107	4.7	35
Total Saratoga County	1,580,879	8.80	4,586	76,859	129,241				192,918	149.6	
Warren County											
Bolton Free Library	38,150	16.40	160	2,425	2,811	40	3,600	2001	780	3.0	40
Brant Lake/Horicon Free Public Library	2,318	1.67	20	598	652	20	1,800	N/A	737	1.1	20
Chester Public Library, Town of	17,540	5.23	112	1,966	2,194	31	3,500	2001	263	1.8	40
Glens Falls/Crandall Public Library	419,086	7.31	1,591	42,298	50,618	65	52,500	2008	448,419	44.3	35
Johnsburg Library, Town of	35,200	14.70	78	1,173	2,009	24	4,000	1999	924	1.8	32
Lake George/Caldwell-Lake George Library	9,465	2.69	52	630	1,085	41	2,105	1971	750	2.3	36
Luzerne/Hadley-Luzerne Public Library	15,571	2.89	112	1,566	1,847	39	4,000	1999	1,144	2.2	32
Stony Creek Free Library	3,126	4.08	68	1,034	376	20	1,680	1994	400	1.5	20
Warrensburg/Richards Library	10,247	1.93	-	-	1,834	37	4,530	2013	617	2.0	37
Total Warren County	550,703	6.73	2,193	51,690	63,426				454,034	60.0	
Washington County											
Argyle Free Library	7,824	2.07	6	34	968	25	2,185	2011	320	1.2	25
Cambridge Public Library	81,002	43.32	115	1,176	2,591	23	4,032	1986	N/A	2.7	40
Easton Library	4,992	2.14	113	1,897	466	20	3,100	1993	468	0.8	40
Fort Edward Free Library	4,331	1.28	22	703	561	29	3,600	1996	245	1.9	29
Granville/Pember Library & Museum	23,296	9.16	77	1,601	4,134	32	3,000	2004	11,238	4.0	35
Greenwich Free Library	38,272	7.74	276	2,908	3,325	47	5,540	2003	2,604	2.1	35
Hudson Falls Free Library	50,772	3.30	169	7,383	2,703	40	3,850	2006	588	2.4	35
Salem/Bancroft Public Library	13,988	14.79	216	1,626	1,519	26	1,776	1976	12,680	1.8	39
Whitehall Free Library	6,352	1.29	6	227	1,481	25	3,488	N/A	42,901	2.5	25
Total Washington County	230,829	5.75	1,000	17,555	17,748				71,044	19.3	
Grand Total	2,434,301	7.99	7,972	149,771	216,437				725,471	242.4	

Library	Type/Area Chartered to Serve	2010 Census Population Chartered to Serve	Local Funding from Chartered Service Area				Other Local Funding				County Aid	Local Public Funds		
			Town, City or Special	Village	School	Chartered Local Per Capita	Town or City	Village	School	Other		Total	Per capita	
Hamilton County														
Indian Lake Public Library, Town of	Public Town	1,352	157,427			116.44					2,911	160,338	118.59	
Inlet Public Library, Town of	Public Town	333	18,239			54.77					1,150	19,389	58.23	
Lake Pleasant Public Library, Town of	Public Town	781	63,572			81.40					2,489	66,061	84.59	
Cornelius V. Whitney Long Lake Public Library	PSD	597				130,000	217.76	6,075			5,077	141,152	236.44	
Raquette Lake Free Library	Association School	114				10,000	87.72	20,000			1,246	31,246	274.09	
Total Hamilton County		3,177	\$ 239,238	\$ 0	\$140,000	\$ 119.37	\$ 26,075	\$ 0	\$ -	\$ 0	\$ 12,873	\$ 418,186	\$ 131.63	
Saratoga County														
Ballston Spa Public Library	Public Village	5,409		67,172		12.42	41,000		50,000			158,172	29.24	
Burnt Hills/Ballston Community Public Library	Public Town	8,638	466,541			54.01						466,541	54.01	
Clifton Park-Halfmoon Public Library	PSLD	56,138	3,792,127			67.55						3,792,127	67.55	
Corinth Free Library	Association Town	6,531	14,500			2.22		13,500	56,000			84,000	12.86	
Galway Public Library	PSD	7,029			112,600	16.02						112,600	16.02	
Mechanicville District Public Library	PSD	9,536			338,633	35.51						338,633	35.51	
Round Lake/WRLIS Library/Malta Branch	Association Town	14,765	291,000			19.71					2,700	293,700	19.89	
Saratoga Springs Public Library	PSD	49,070			4,956,883	101.02						4,956,883	101.02	
Schuylerville Public Library	PSD	9,881			75,000	7.59						75,000	7.59	
Stillwater Free Library	Association Other	6,830	127,360			18.65						127,360	18.65	
Waterford Public Library	PSD	5,784			246,608	42.64						246,608	42.64	
Total Saratoga County		179,611	\$ 4,691,528	\$ 67,172	\$ 5,729,724	\$ 58.40	\$ 41,000	\$ 13,500	\$ 106,000	\$ -	\$ 2,700	\$ 10,651,624	\$ 59.30	
Warren County														
Bolton Free Library	Association Town	2,326	45,500			19.56					1,848	47,348	20.36	
Brant Lake/Horicon Free Public Library	Public Town	1,389	20,988			15.11					1,000	21,988	15.83	
Chester Public Library, Town Of	Public Town	3,355	63,948			19.06					2,660	66,608	19.85	
Glens Falls/Crandall Public Library	PSLD	57,329	3,224,825			56.25					12,000	3,236,825	56.46	
Johnsburg Library, Town Of	Public Town	2,395	50,625			21.14					2,838	53,463	22.32	
Lake-George/Caldwell-Lake George Library	Association Town	3,515	82,000			23.33					1,000	83,000	23.61	
Luzerne/Hadley-Luzerne Public Library	Public Town	5,395	60,271			11.17		14,944			2,622	77,837	14.43	
Stony Creek Free Library	Association Town	767	20,500			26.73		6,500			1,000	28,000	36.51	
Warrensburg/Richards Library	Association Other	5,313			98100	18.46					1,012	99,112	18.65	
Total Warren County		81,784	\$ 3,568,657	\$ 0	\$ 98,100	\$ 44.83	\$ 0	\$ 0	\$ 21,444	\$ 0	\$ 25,980	\$ 3,714,181	\$ 45.41	
Washington County														
Argyle Free Library	Association Town	3,782	10,000			2.64		500	29,400			39,900	10.55	
Cambridge Public Library	Public Village	1,870		25,041		13.39	4,150		40,850			70,041	37.46	
Easton Library	Association Town	2,336	22,500			9.63						22,500	9.63	
Fort Edward Free Library	Association Village	3,375	6,000			1.78	7,500		5,000			18,500	5.48	
Granville/Pember Library & Museum	Public Village	2,543		16,000		6.29	8,250					24,250	9.54	
Greenwich Free Library	Association Town	4,942	40,000			8.09		14,000	119,965			173,965	35.20	
Hudson Falls Free Library	Association School	15,389			21,962	1.43	30,000	22,510				74,472	4.84	
Salem/Bancroft Public Library	Public Village	946		13,500		14.27	12,000		19,890			45,390	47.98	
Whitehall Free Library	Association School	4,939			15,000	3.04	9,000					24,000	4.86	
Total Washington County		40,122	\$ 78,500	\$ 54,541	\$36,962	\$ 4.24	\$ 70,900	\$ 37,010	\$ 215,105	\$ 0	\$ 0	\$ 493,018	\$ 12.29	
Grand Total		304,694	\$ 8,577,923	\$ 121,713	\$ 6,004,786	\$ 48.26	\$ 137,975	\$ 50,510	\$ 342,549	\$ -	\$ 41,553	\$ 15,277,009	\$ 50.14	

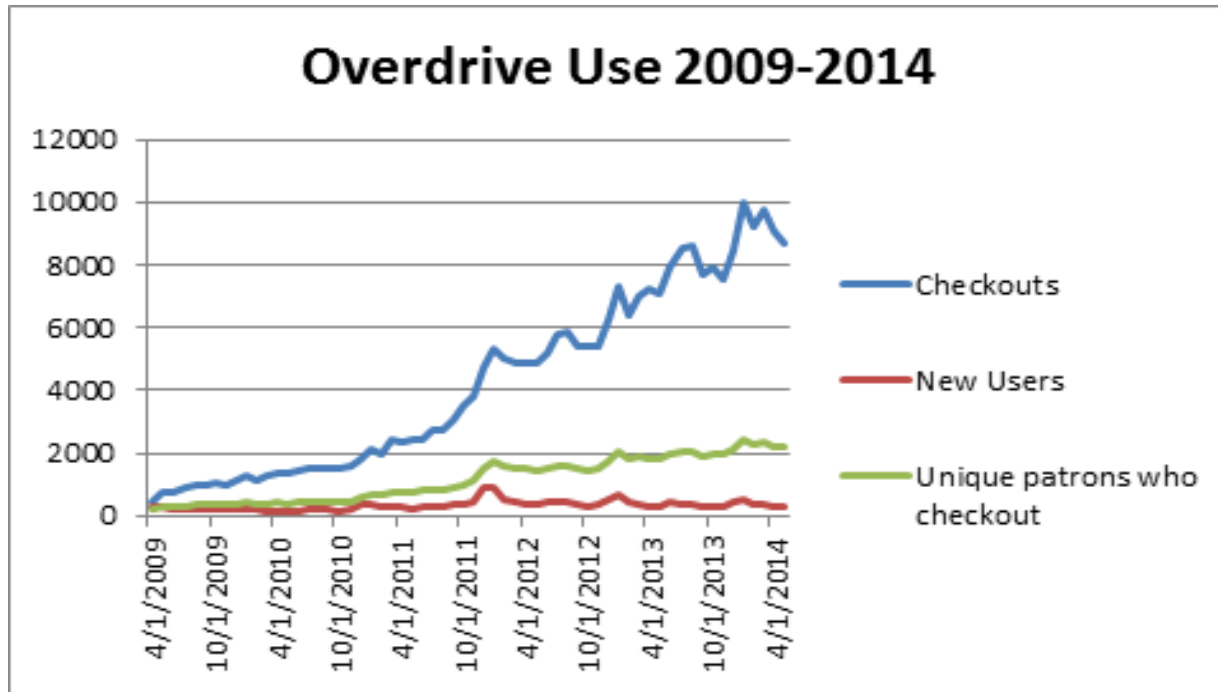
PSLD - Public Special Legislative District PSD - Public School District

FINANCES: Operating Fund Receipts

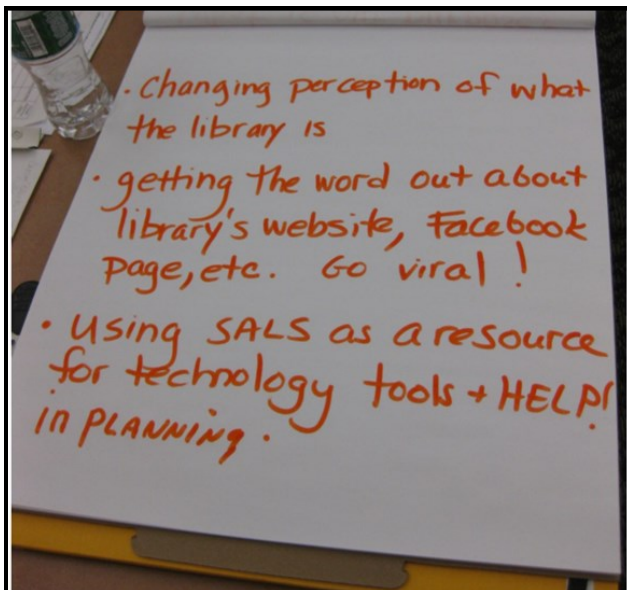
Library	Total Local Public Funds	System Cash Grants to Member Library Designated State & Other Aid		Other State & Federal Aid	Other					Operating Fund Receipts		
		Local Library Services Aid	CLDA, Other State & Other		Gifts & Endow - ments	Fund Raising	Investment Income	Library Charges/ Fines	Other Misc.	Total	Per capita	
Hamilton County												
Indian Lake Public Library, Town of	\$ 160,338	\$ 1,258	\$ 5,878	\$ 0	\$ 2,156	\$ 0	\$ 6	\$ 301	\$ 510	\$ 170,447	\$ 126.07	
Inlet Public Library, Town of	19,389	1,258	2,500	0	6,881	4,429	0	221	2,800	37,478	112.55	
Lake Pleasant Public Library, Town of	66,061	1,258	0	0	305	0	52	1,605	0	69,281	88.71	
Cornelius V. Whitney Long Lake Public Library	141,152	1,199	400	993	12,854	220	68	1,107	0	157,993	264.64	
Raquette Lake Free Library	31,246	1,258	2,500	0	13,187	3,457	162	172	2,664	54,646	479.35	
Total Hamilton County	\$ 418,186	\$ 6,231	\$ 11,278	\$ 993	\$ 35,383	\$ 8,106	\$ 288	\$ 3,406	\$ 5,974	\$ 489,845	\$ 154.18	
Saratoga County												
Ballston Spa Public Library	\$ 158,172	\$ 1,407	\$ 4,029	\$ 0	\$ 343	\$ 1,446	\$ 255	\$ 6,429	\$ 0	\$ 172,081	\$ 31.81	
Burnt Hills/Ballston Community Public Library	466,541	2,246	5,429	2,293	0	0	0	15,018	0	491,527	56.90	
Clifton Park-Halfmoon Public Library	3,792,127	14,598	12,129	0	7,629	0	2,476	103,798	13,101	3,945,858	70.29	
Corinth Free Library	84,000	1,699	5,778	0	11,201	572	2,654	3,231	439	109,574	16.78	
Galway Public Library	112,600	1,743	5,502	0	11,711	0	607	1,699	2,468	136,330	19.40	
Mechanicville District Public Library	338,633	2,479	2,129	5,100	6,533	0	457	5,144	4,070	364,545	38.23	
Round Lake/WRLIS Library/Malta Branch	293,700	3,840	428	0	22,638	4,086	55	10,640	3,338	338,725	22.94	
Saratoga Springs Public Library	4,956,883	12,759	2,129	67,891	23,176	0	2,647	119,103	47,821	5,232,409	106.63	
Schuylerville Public Library	75,000	1,258	2,128	5,000	1,083	0	157	3,179	0	87,805	8.89	
Stillwater Free Library	127,360	1,776	2,129	0	7,299	11,819	412	4,182	1,763	156,740	22.95	
Waterford Public Library	246,608	1,770	2,130	3,670	550	3,000	1	9,065	979	267,773	46.30	
Total Saratoga County	\$ 10,651,624	\$ 45,575	\$ 43,940	\$ 83,954	\$ 92,163	\$ 20,923	\$ 9,721	\$ 281,488	\$ 73,979	\$ 11,303,367	\$ 62.93	
Warren County												
Bolton Free Library	\$ 47,348	\$ 1,258	\$ 428	\$ 0	\$ 19,746	\$ 7,626	\$ 39	\$ 1,900	\$ 0	\$ 78,345	\$ 33.68	
Brant Lake/Horicon Free Public Library	21,988	1,258	0	0	75	0	21	487	261	24,090	17.34	
Chester Public Library, Town of	66,608	1,258	428	0	16,126	0	79	2,433	0	86,932	25.91	
Glens Falls/Crandall Public Library	3,236,825	14,908	95,525	98,033	149,233	82,030	388,069	114,881	27,495	4,206,999	73.38	
Johnsburg Library, Town of	53,463	1,258	429	0	17,650	1,576	10	2,126	0	76,512	31.95	
Lake George/Caldwell-Lake George Library	83,000	1,258	429	0	3,781	4,593	151	1,509	779	95,500	27.17	
Luzerne/Hadley-Luzerne Public Library	77,837	1,403	429	0	3,887	4,730	1,949	4,810	680	95,725	17.74	
Stony Creek Free Library	28,000	1,258	429	0	2,549	15,702	0	91	0	48,029	62.62	
Warrensburg/Richards Library	99,112	1,381	429	93,204	7,756	312	13	1,301	997	204,505	38.49	
Total Warren County	\$ 3,714,181	\$ 25,240	\$ 98,526	\$ 191,237	\$ 220,803	\$ 116,569	\$ 390,331	\$ 129,538	\$ 30,212	\$ 4,916,637	\$ 60.12	
Washington County												
Argyle Free Library	\$ 39,900	\$ 1,258	\$ 5,429	\$ 0	\$ 3,085	\$ 6,136	\$ 612	\$ 1,091	\$ 0	\$ 57,511	\$ 15.21	
Cambridge Public Library	70,041	1,258	0	1,600	1,853	0	318	3,503	0	78,573	42.02	
Easton Library	22,500	1,258	2,529	0	14,118	0	20	446	117	40,988	17.55	
Fort Edward Free Library	18,500	1,258	428	0	21,507	0	-	490	9,889	52,072	15.43	
Granville/Pember Library & Museum	24,250	1,258	429	0	84,952	22,200	3,801	3,062	21,463	161,415	63.47	
Greenwich Free Library	173,965	1,285	429	34,884	11,243	0	16	12,093	21,791	255,706	51.74	
Hudson Falls Free Library	74,472	4,002	429	0	1,610	2,964	14,519	2,300	7,293	107,589	6.99	
Salem/Bancroft Public Library	45,390	1,258	0	0	26,774	0	272	2,009	299	76,002	80.34	
Whitehall Free Library	24,000	1,284	430	0	2,009	2,515	0	124	-	30,362	6.15	
Total Washington County	\$ 493,018	\$ 14,119	\$ 10,103	\$ 36,484	\$ 167,151	\$ 33,815	\$ 19,558	\$ 25,118	\$ 60,852	\$ 860,218	\$ 21.44	
Grand Total	\$ 15,277,009	\$ 91,165	\$ 163,847	\$ 312,668	\$ 515,500	\$ 179,413	\$ 419,898	\$ 439,550	\$ 171,017	\$ 17,570,067	\$ 57.66	

Library	Salaries & Benefits		Library Materials			All Other Expenses					Total	
	\$	%	\$	%	\$ per capita	Capital Expense	Building & Maint.	Misc. & Other	Contracts with Libraries/ Systems	All Other Expenses %	\$	\$ per capita
Hamilton County												
Indian Lake Public Library, Town Of	\$ 116,949	76.43%	\$ 22,773	14.88%	\$ 16.84	\$ 0	\$ 4,826	\$ 3,667	\$ 4,809	8.69%	\$ 153,024	\$ 113.18
Inlet Public Library, Town Of	13,842	44.87%	5,828	18.89%	17.50	2,122	7,085	1,159	814	36.24%	30,850	92.64
Lake Pleasant Public Library, Town of	49,291	72.83%	6,060	8.95%	7.76	3,120	0	6,405	2,805	18.22%	67,681	86.66
Cornelius V. Whitney Long Lake Public Library	80,864	46.13%	14,598	8.33%	24.45	0	43,471	33,449	2,915	45.54%	175,297	293.63
Raquette Lake Free Library	19,048	37.04%	14,481	28.16%	127.03	0	7,031	9,049	1,816	34.80%	51,425	451.10
Total Hamilton County	\$ 279,994	58.54%	\$ 63,740	13.33%	\$ 20.06	\$ 5,242	\$ 62,413	\$ 53,729	\$ 13,159	28.13%	\$ 478,277	\$ 150.54
Saratoga County												
Ballston Spa Public Library	\$ 127,200	68.86%	\$ 24,164	13.08%	\$ 4.47	\$ 3,148	\$ 11,425	\$ 9,830	\$ 8,964	18.06%	\$ 184,731	\$ 34.15
Burnt Hills/Ballston Community Public Library	287,562	59.58%	79,254	16.42%	9.18	8,921	61,615	27,729	17,566	24.00%	482,647	55.87
Clifton Park-Halfmoon Public Library	2,097,807	69.76%	311,353	10.35%	5.55	0	328,356	168,798	100,936	19.89%	3,007,250	53.57
Corinth Free Library	69,216	65.42%	10,738	10.15%	1.64	5,299	12,068	4,510	3,969	24.43%	105,800	16.20
Galway Public Library	75,500	61.26%	17,197	13.95%	2.45	0	11,273	14,000	5,282	24.79%	123,252	17.53
Mechanicville District Public Library	202,876	62.92%	45,923	14.24%	4.82	0	32,625	31,903	9,112	22.84%	322,439	33.81
Round Lake/WRLIS Library/Malta Branch	228,858	72.90%	34,422	10.97%	2.33	2,425	4,740	30,349	13,127	16.13%	313,921	21.26
Saratoga Springs Public Library	3,733,855	70.46%	430,308	8.12%	8.77	98,452	670,327	250,177	116,455	21.42%	5,299,574	108.00
Schuylerville Public Library	43,745	56.15%	12,636	16.22%	1.28	0	6,260	10,095	5,177	27.64%	77,913	7.89
Stillwater Free Library	72,951	55.54%	17,014	12.95%	2.49	6,729	13,419	16,933	4,301	31.51%	131,347	19.23
Waterford Public Library	233,065	70.61%	37,785	11.45%	6.53	6,494	16,342	29,518	6,886	17.95%	330,090	57.07
Total Saratoga County	\$ 7,172,635	69.11%	\$1,020,794	9.84%	\$ 5.97	\$ 131,468	\$ 1,168,450	\$ 593,842	\$ 291,775	21.06%	\$ 10,378,964	\$ 60.65
Warren County												
Bolton Free Library	\$ 43,984	55.06%	\$ 14,635	18.32%	\$ 6.29	\$ 0	\$ 13,099	\$ 4,759	\$ 3,405	26.62%	\$ 79,882	\$ 34.34
Brant Lake/Horicon Free Public Library	13,906	57.15%	2,670	10.97%	1.92	0	3,716	2,294	1,748	31.88%	24,334	17.52
Chester Public Library, Town Of	58,111	67.70%	13,703	15.96%	4.08	0	0	9,053	4,971	16.34%	85,838	25.59
Glens Falls/Crandall Public Library	2,339,729	61.98%	349,193	9.25%	6.09	0	353,600	642,983	89,189	28.76%	3,774,694	65.84
Johnsburg Library, Town Of	56,025	72.00%	7,110	9.14%	2.97	602	7,000	1,316	5,764	18.87%	77,817	32.49
Lake-George/Caldwell-Lake George Library	58,915	63.59%	6,644	7.17%	1.89	0	13,020	12,065	2,002	29.24%	92,646	26.36
Luzerne/Hadley-Luzerne Public Library	60,616	62.58%	4,557	4.70%	0.84	6,584	14,061	6,961	4,087	32.72%	96,866	17.95
Stony Creek Free Library	25,234	67.28%	4,945	13.18%	6.45	0	3,094	2,859	1,375	19.54%	37,507	48.90
Warrensburg/Richards Library	59,730	32.32%	3,999	2.16%	0.75	95,573	18,917	3,581	3,028	65.52%	184,828	34.79
Total Warren County	\$ 2,716,250	60.98%	\$ 407,456	9.15%	\$ 4.98	\$ 102,759	\$ 426,507	\$ 685,871	\$ 115,569	29.87%	\$ 4,454,412	\$ 54.47
Washington County												
Argyle Free Library	\$ 22,497	35.15%	\$ 4,695	7.34%	\$ 1.24	\$ 0	\$ 25,942	\$ 8,315	\$ 2,553	57.51%	\$ 64,002	\$ 16.92
Cambridge Public Library	40,976	56.17%	14,962	20.51%	8.00	0	8,749	4,465	3,794	23.32%	72,946	39.01
Easton Library	18,885	41.91%	5,690	12.63%	2.44	0	10,358	8,060	2,071	45.47%	45,064	19.29
Fort Edward Free Library	25,068	46.09%	8,815	16.21%	2.61	0	8,901	9,346	2,260	37.70%	54,390	16.12
Granville/Pember Library & Museum	118,020	73.46%	6,772	4.22%	2.66	0	15,601	15,813	4,454	22.33%	160,660	63.18
Greenwich Free Library	98,995	54.80%	15,316	8.48%	3.10	0	33,555	24,505	8,283	36.72%	180,654	36.55
Hudson Falls Free Library	62,276	59.62%	10,741	10.28%	0.70	0	18,847	6,620	5,968	30.10%	104,452	6.79
Salem/Bancroft Public Library	33,379	58.33%	14,699	25.69%	15.54	0	0	5,269	3,873	15.98%	57,220	60.49
Whitehall Free Library	21,825	49.04%	3,117	7.00%	0.63	0	10,518	6,756	2,292	43.96%	44,508	9.01
Total Washington County	\$ 441,921	56.37%	\$ 84,807	10.82%	\$ 2.11	\$ 0	\$ 132,471	\$ 89,149	\$ 35,548	32.81%	\$ 783,896	\$ 19.54
Grand Total	\$10,610,800	65.92%	\$1,576,797	9.80%	\$ 5.32	\$ 239,469	\$ 1,789,841	\$ 1,422,591	\$ 456,051	24.28%	\$ 16,095,549	\$ 54.34

Consulting and Continuing Ed.	Sessions	Participants
Summer Reading Workshop	1	22
Big Talk from Small Libraries	1	3
DIY Patron webinar - Meredith Farkas	1	13
Dealing with Difficult Patrons webinar	1	11
Afordable Care Act	6	10
Book Repair workshop	1	10
Best of Youth Services	1	11
Core Curriculum	1	18
Polaris Training	22	227
PLS Virutal Spring Symposium	1	11
Open Governement with Bob Freeman - Annual Dinner Keynote	1	160
Legislative Day in Albany	1	22
NYLTO	3	40
Technology Training	3	19
Corrections Meeting	1	5
Outreach Meetings	2	5
Director's Council Meetings	3	40
Totals	50	627



*A unique patron is a singular library card number; the patron is counted once, even if they have checked out more than one book or audiobook.



88% of SALS libraries have a Facebook Page



10 SALS libraries Tweet



88% of SALS libraries have a library website



100% of SALS libraries offer eBooks



100% of SALS libraries have online Summer Reading registration

SALS Designated Funds**Local Library Support Aid (LLSA)**

\$.31 per capita or \$1,500, whichever is greater. In 2013, this grant was cut 16.12%

Total \$91,309

SALS Source: New York State categorical aid.

County Aid

County Aid is a SALS pass-through disbursement. It was calculated for 2013 grants as follows:

Hamilton: Minimum \$1,150, balance based on circulation. Total \$11,500

Saratoga: Purchased OverDrive – downloadable e-content for Saratoga County Member Libraries. \$2,700 distributed to WRLIS Library. Total \$30,600

Warren: \$12,000 to Crandall, minimum \$1,000, balance based on Polaris annual report circulation. Total \$25,000

Source: Each county.

2013 total for three counties: \$67,100

Construction

Greenwich Free Library \$38,761, Mechanicville District Public Library \$98,560, Richards Library \$103,560, Saratoga Springs Public Library \$52,167, Stillwater Free Library \$3,750, Stony Creek Free Library \$10,988, Town of Lake Pleasant Public Library \$85,200, Waterford Public Library \$3,670. The ranking process and recommendation for funding amounts are determined by law, Education Commissioner's Regulation, and criteria developed by SALS' Board of Trustees as approved by the NYS Education Department.

Source: NYS categorical aid.

Total amount \$396,655

County Youth Grants

Awards to enhance library services for youth through programming.

Source: Saratoga County Youth Bureau.

Amount disbursed: \$1,100

Federal Library Services and Technology Act (LSTA) Grants (FY2013-2014)

Summer Reading Program (\$12,000 in 2013) This program provides libraries a grant for programs and materials to support their Summer Reading Programs.

NYS Grant-In-Aid (member item grants) \$60,300 disbursed to:

Argyle Free Library \$5,000, Ballston Spa Public Library \$2,500, Town of Ballston Community Library \$5,000, Cambridge Public Library \$1,600, Clifton Park-Halfmoon Public Library \$11,600, Easton Library \$1,600, Corinth Free Library \$5,000, Galway Public Library \$2,500, Town of Indian Lake Public Library \$5,000, Town of Inlet Public Library \$2,500, Town of Lake Pleasant Public Library \$2,500, CVW Long Lake Public Library \$2,500, Mechanicville District Public Library \$1,600, Raquette Lake Free Library \$2,500, WRLIS Library \$5,000, Saratoga Springs Public Library \$1,600, Schuylerville Public Library \$1,600, Stillwater Free Library \$1,600, Waterford Public Library \$1,600

General Fund & Acquires

Balance, December 31, 2012		\$ 2,358,187
Receipts:		
State Aid	1,497,800	
Income from Investments	6,464	
Federal LSTA Title I	13,140	
County Aid for Member Libraries	67,100	
Reimbursement of Prior Year Expenses - General Fund	3,270	
Reimbursement of Joint Automation Fees - Member Libraries	431,672	
Miscellaneous	7,806	
Transfers from Capital Fund	14,000	
	<u>4,011,052</u>	<u>2,041,252</u>
		4,399,439

Disbursements:

Grants to Member Libraries & Others - LLSA, Collection HQ, Wireless Router Grant, Joint Automation, Marc records & Other	\$ 400,408	
Joint Automation Fees - Member Libraries	458,120	
Delivery Service	181,236	
County Aid for Member Libraries	67,100	
Central Library Development Aid - Crandall Public Library	94,847	
Books, E-content & Other Library Materials	74,224	
Salaries for Personnel	426,266	
Employee and Retiree Benefits	267,514	
Operation and Maintenance of Building	67,234	
Operation and Maintenance of Vehicles	1,489	
Equipment Purchased	17,093	
Travel - Staff and Board	21,613	
Other Operating Expenses	56,834	
	<u>2,133,978</u>	
Balance, December 31, 2013		<u>\$ 2,265,461</u>

Reconciliation of Ending Balance:

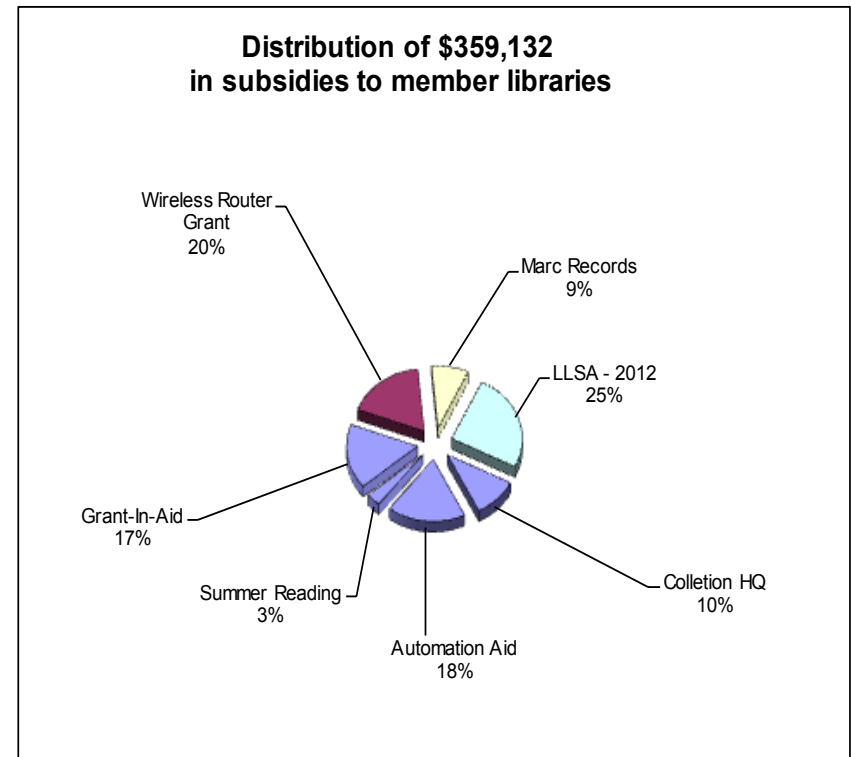
N.O.W. Checking Accounts	\$ 53,590
Money Market Savings and Certificates of Deposit	2,211,871
Total Cash and Investments	<u>\$ 2,265,461</u>

Trust and Agency Fund

Balance, December 31, 2012	\$ 3,287
Receipts: Transfers from General Fund	1,030,894
	<u>1,034,181</u>
Less: Disbursements	1,028,507
Balance, December 31, 2013	<u>\$ 5,674</u>

Capital Fund

Balance, December 31, 2012	\$ 187,314
Transfer to General Fund	(14,000)
Balance, December 31, 2013	<u>173,314</u>



On behalf of the Crandall Public Library Board of Trustees and the Crandall Public Library staff, I would like to acknowledge the supportive efforts of Sara Dallas, Director of the Southern Adirondack Library System. Her dedication to libraries, political acumen, and her quick responses to queries are cornerstones of SALS' success and of the Central Library's. Likewise, the SALS Board of Trustees, staff, and the JA professionals are to be thanked for their continued guidance and support. Appreciation is also extended to the trustees of Crandall Public Library and the trustees of SALS who approve the *Central Library Plan of Service for 2012-2016*. Implementation of the Central Library Plan of Service would also not be possible without the dedication of Crandall staff, and the 34 member libraries that use the services of the Central Library. Again, I wish to express our sincerest thanks.

- 2,362 items were added via Central Book Aid money
- Interlibrary loan items were obtained through the Central Library for library system patron increased by 36.5% since 2011.
- Coordinated the purchase of system-wide database—Reference USA
- Distributed device specific “Overdrive How-To” eBook informational brochures to the smaller SALS libraries.

—Kathleen U. Naftaly, Director
Crandall Public Library

About Libraries Today

- “The Public library’s role as a community center connects staff with both citizens and community leaders, not only the visible ones, but those in the margins.” — March/April *Public Libraries*
- “Libraries are key to providing hope in many communities in the margins; by providing access to resources and education they otherwise would not have.” — March/April *Public Libraries*
- “95% of Americans ages 16 and older agree that the materials and resources available at public libraries play an important role in giving everyone a chance to succeed.” — Pew Internet & American Life Project
- “86% of Americans ages 16 and older have ever used a public library, either by visiting a public library or bookmobile in person or accessing a library website. Some 54% of Americans ages 16 and older have used a public library in some way in the past 12 months, including 73% of those with a library card. “ — Pew Internet & American Life Project

During 2012, we fulfilled our mission to improve and expand library services through the dedicated work of the Board of Trustees, SALS staff and our Central Library, Crandall Public Library in Glens Falls.

Administration

Nancy Bowen
Sara Dallas
Jill Martz
Bill Rougier
Sharon Shyne

Consultants

Jennifer Ferriss
Jill Ryder

Joint Automation Staff

Mary Hanley
Michele Largeteau
David MacFarland
Christopher Mundell
Diane Robinson
Jason Thomson

Resource Sharing

Cindy Mirra

SALS Board of Trustees

Sandra Debus
Arnie Elman, President
Judy Hoover
Jordan Hornstein, Vice President
Paul K. Mays, Secretary
Karen McComb
Frank Mezzano
James C. Mosher
Dale Nemer
Robert Odess
Sandi Payne
John Plantier

SALS Treasurer

Robert W. Jeffords

SALS Member Libraries

Hamilton County

Town of Indian Lake Public Library	648-5444
Town of Inlet Public Library	(315) 357-6494
Town of Lake Pleasant Public Library	548-4411
Cornelius Vanderbilt Whitney Long Lake Library	624-3825
Raquette Lake Free Library	(315) 354-4005

Saratoga County

Ballston Spa Public Library	885-5022
Burnt Hills, Town of Ballston Community Library	399-8174
Clifton Park - Halfmoon Public Library	371-8622
Corinth Free Library	654-6913
Galway Public Library	882-6385
Mechanicville District Public Library	664-4646
Round Lake Library	899-2285
Round Lake Library—Malta Branch	682-2495
Saratoga Springs Public Library	584-7860
Schuylerville Public Library	695-6641
Stillwater Free Library	664-6255
Waterford Public Library	237-0891

Warren County

Bolton Free Library	644-2233
Brant Lake, Horicon Free Public Library	494-4189
Town of Chester Public Library	494-5384
■ Glens Falls, Crandall Public Library	792-6508
Lake George, Caldwell-Lake George Library	668-2528
Luzerne, Hadley-Luzerne Public Library	696-3423
North Creek, Town of Johnsbury Library	251-4343
Stony Creek Free Library	696-5911
Warrensburg, Richards Library	623-3011

Washington County

Argyle Free Library	638-8911
Cambridge Public Library	677-2443
Easton Library	692-2253
Fort Edward Free Library	747-6743
Granville, Pember Library & Museum	642-2525
Greenwich Free Library	692-7157
Hudson Falls Free Library	747-6406
Salem, Bancroft Public Library	854-7463
Whitehall Free Library	499-1366

- Central Reference Library