




# 2008 NYS Summer Reading Program Statistics and Evaluation

| 1. Select your library                      |  |                  |                |
|---|--|------------------|----------------|
|   |  | Response Percent | Response Count |
| Argyle Free Library-                        |  | 0.0%             | 0              |
| Ballston Spa Public Library                 |  | 0.0%             | 0              |
| Bolton Free Library                         |  | 0.0%             | 0              |
| Horicon Free Library                        |  | 0.0%             | 0              |
| Burnt Hills-Ballston Lake Community Library |  | 0.0%             | 0              |
| Cambridge Public Library                    |  | 0.0%             | 0              |
| Town of Chester Library                     |  | 0.0%             | 0              |
| Clifton Park-Halfmoon Public Library        |  | 0.0%             | 0              |
| Corinth Free Library                        |  | 0.0%             | 0              |
| Easton Library                              |  | 0.0%             | 0              |
| Ft. Edward Free Library                     |  | 0.0%             | 0              |
| Galway Public Library.                      |  | 0.0%             | 0              |
| Crandall Library                            |  | 0.0%             | 0              |
| Pember Library                              |  | 0.0%             | 0              |
| Greenwich Free Library                      |  | 0.0%             | 0              |
| Hudson Falls Free Library                   |  | 0.0%             | 0              |
| Town of Inlet Public Library                |  | 0.0%             | 0              |
| Town of Indian Lake Public Library          |  | 0.0%             | 0              |
| Town of Johnburg Library                    |  | 0.0%             | 0              |
| Caldwell-Lake George Library                |  | 0.0%             | 0              |
| Town of Lake Pleasant Library               |  | 0.0%             | 0              |
| Long Lake Library                           |  | 0.0%             | 0              |
| Hadley-Luzerne Public Library               |  | 0.0%             | 0              |

|  |  |               |          |
|--|--|---------------|----------|
| Mechanicville District Public Library  |  | 0.0%          | 0        |
| Raquette Lake Free Library             |  | 0.0%          | 0        |
| Round Lake Library                     |  | 0.0%          | 0        |
| Bancroft Public Library                |  | 0.0%          | 0        |
| <b>Saratoga Springs Public Library</b> |  | <b>100.0%</b> | <b>2</b> |
| Schuylerville Public Library           |  | 0.0%          | 0        |
| Stillwater Free Library                |  | 0.0%          | 0        |
| Stony Creek Free Library               |  | 0.0%          | 0        |
| Richards Library                       |  | 0.0%          | 0        |
| Waterford Public Library               |  | 0.0%          | 0        |
| Whitehall Free Library                 |  | 0.0%          | 0        |
|  | <b>answered question</b>   |               | <b>2</b> |
|  | <b>skipped question</b>  |               | <b>0</b> |

| <b>2. Did your library have a summer reading program for children and/or teens?</b> |  |                  |                |
|---|--|------------------|----------------|
|   |  | Response Percent | Response Count |
| Yes   |  | 100.0%           | 2              |
| No  |  | 0.0%             | 0              |
|   | <b>answered question</b>   |                  | <b>2</b>       |
|   | <b>skipped question</b>  |                  | <b>0</b>       |





| <b>3. Did your library use the NYS Summer Reading Children's Theme, Catch the Reading Bug?</b> |  |                  |                |
|--|--|------------------|----------------|
|  |  | Response Percent | Response Count |
| Yes  |  | 100.0%           | 2              |
| No   |  | 0.0%             | 0              |
|  | <b>answered question</b>   |                  | <b>2</b>       |
|  | <b>skipped question</b>  |                  | <b>0</b>       |



| 4. Did your library use the NYS Summer Reading Theme for young adults, Metamorphosis? |  |                  |                |
|---|--|------------------|----------------|
|   |  | Response Percent | Response Count |
| Yes   |  | 100.0%           | 2              |
| No  |  | 0.0%             | 0              |
| <b>answered question</b>  |  |                  | <b>2</b>       |
| <b>skipped question</b>   |  |                  | <b>0</b>       |

| 5. How many people registered for summer reading? |  |                  |                |                |
|---|--|------------------|----------------|----------------|
|   |  | Response Average | Response Total | Response Count |
| Children  |  | 1,122.00         | 1,122          | 1              |
| Young adults (teens)                              |  | 129.50           | 259            | 2              |
| <b>Total registrations</b>                        |  | <b>1,235.00</b>  | <b>1,235</b>   | <b>1</b>       |
| <b>answered question</b>                          |  |                  |                | <b>2</b>       |
| <b>skipped question</b>                           |  |                  |                | <b>0</b>       |

| 6. Tell us about your programs (A program is a planned session conducted by a staff member, paid performer, or volunteer--do not include informal visits to the library to report on reading.) |  |                  |                |                |
|--|--|------------------|----------------|----------------|
|  |  | Response Average | Response Total | Response Count |
| <b>Number of summer programs for children</b>  |  | <b>49.00</b>     | <b>49</b>      | <b>1</b>       |
| Number of programs for young adults  |  | 2.00             | 2              | 1              |
| Total Programs   |  | 0.00             | 0              | 0              |
| <b>answered question</b>   |  |                  |                | <b>2</b>       |
| <b>skipped question</b>  |  |                  |                | <b>0</b>       |

| 7. Tell us about your program attendance--count everyone in the audience. |                          |                  |                |                |
|---|--------------------------|------------------|----------------|----------------|
|   |                          | Response Average | Response Total | Response Count |
| <b>Children's program attendance</b>                                      |                          | <b>3,360.00</b>  | <b>3,360</b>   | <b>1</b>       |
| Young adult (teen) program attendance                                     |                          | 55.00            | 55             | 1              |
| Total program attendance  |                          | 0.00             | 0              | 0              |
|   | <b>answered question</b> |                  |                | <b>2</b>       |
|   | <b>skipped question</b>  |                  |                | <b>0</b>       |

| 8. How did you promote your library's summer reading program? Check all that apply. |  |                  |                |
|---|--|------------------|----------------|
|   |  | Response Percent | Response Count |
| TV  |  | 0.0%             | 0              |
| Local Radio   |  | 0.0%             | 0              |
| Local Newspapers  |  | 50.0%            | 1              |
| Local Organization  |  | 50.0%            | 1              |
| Local Business  |  | 0.0%             | 0              |
| <b>School Visits</b>  |  | <b>100.0%</b>    | <b>2</b>       |
| Library's Website   |  | 50.0%            | 1              |
|   | Other (please specify)   |                  | 1              |
|   | <b>answered question</b>   |                  | <b>2</b>       |
|   | <b>skipped question</b>  |                  | <b>0</b>       |

| 9. Did you place a link on your website or blog to the official NYS Summer Reading Program website <a href="http://www.summerreadingnys.org">www.summerreadingnys.org</a> ? |  |  |                          |                |
|---|--|--|--------------------------|----------------|
|   |  |  | Response Percent         | Response Count |
| Yes   |  |  | 50.0%                    | 1              |
| No  |  |  | 50.0%                    | 1              |
|   |  |  | <i>answered question</i> | <b>2</b>       |
|   |  |  | <i>skipped question</i>  | <b>0</b>       |

| 10. Please provide comments and suggestions for the summer reading program websites                                 |  |  |                          |                |
|---|--|--|--------------------------|----------------|
|   |  |  | Response Percent         | Response Count |
| <a href="http://summerreadingnys.org">http://summerreadingnys.org</a>   |  |  | 0.0%                     | 0              |
| <a href="http://www.nysl.nysed.gov/libdev/summer/index.html">http://www.nysl.nysed.gov/libdev/summer/index.html</a> |  |  | 0.0%                     | 0              |
| <a href="http://performersandprograms.com">http://performersandprograms.com</a>                                     |  |  | 0.0%                     | 0              |
| <a href="http://www.csllpreads.org">http://www.csllpreads.org</a>   |  |  | 0.0%                     | 0              |
|   |  |  | <i>answered question</i> | <b>0</b>       |
|   |  |  | <i>skipped question</i>  | <b>2</b>       |

| 11. Did you use the Spanish fact sheets or Spanish public service announcements? |          |                   |                          |          |
|--|----------|-------------------|--------------------------|----------|
|  | Yes      | No                | Response Count           |          |
| From the CSLP manual?  | 0.0% (0) | <b>100.0% (2)</b> | 2                        |          |
| From the New York State Library Website?   | 0.0% (0) | <b>100.0% (2)</b> | 2                        |          |
|  |          |                   | <i>answered question</i> | <b>2</b> |
|  |          |                   | <i>skipped question</i>  | <b>0</b> |




**12. Which fact sheets did you use in these languages?**

|                |  | Response Percent                | Response Count |
|----------------|--|---------------------------------|----------------|
| Haitian Creole |  | 0.0%                            | 0              |
| Korean         |  | 0.0%                            | 0              |
| Urdu           |  | 0.0%                            | 0              |
| Arabic         |  | 0.0%                            | 0              |
| Chinese        |  | 0.0%                            | 0              |
| Bengali        |  | 0.0%                            | 0              |
| Russian        |  | 0.0%                            | 0              |
|                |  | <b><i>answered question</i></b> | <b>0</b>       |
|                |  | <b><i>skipped question</i></b>  | <b>2</b>       |


**13. Please list vendors you used in addition to Highsmith/Upstart.**

|  |  | Response Count                  |
|--|--|---------------------------------|
|  |  | 0                               |
|  |  | <b><i>answered question</i></b> |
|  |  | <b>0</b>                        |
|  |  | <b><i>skipped question</i></b>  |
|  |  | <b>2</b>                        |


**14. Collaborators: Tell us who you worked with to either present summer programs or increase attendance at your summer programs (check all that apply).**

|                              |  | Response Percent         | Response Count |
|------------------------------|--|--------------------------|----------------|
| public school                |  | 100.0%                   | 2              |
| non-public school            |  | 100.0%                   | 2              |
| childcare center             |  | 50.0%                    | 1              |
| summer camp                  |  | 0.0%                     | 0              |
| municipal summer rec program |  | 0.0%                     | 0              |
| literacy provider            |  | 0.0%                     | 0              |
| other                        |  | 0.0%                     | 0              |
|                              |  | <i>answered question</i> | <b>2</b>       |
|                              |  | <i>skipped question</i>  | <b>0</b>       |

**15. Were any of your program partners science/nature based organizations?**

|     |  | Response Percent         | Response Count |
|-----|--|--------------------------|----------------|
| Yes |  | 0.0%                     | 0              |
| No  |  | 100.0%                   | 1              |
|     |  | <i>answered question</i> | <b>1</b>       |
|     |  | <i>skipped question</i>  | <b>1</b>       |

**16. Will you continue to work with your partners to offer programs or activities?**

|     |  | Response Percent         | Response Count |
|-----|--|--------------------------|----------------|
| Yes |  | 100.0%                   | 2              |
| No  |  | 0.0%                     | 0              |
|     |  | <i>answered question</i> | <b>2</b>       |
|     |  | <i>skipped question</i>  | <b>0</b>       |

17. Please tell us a story about how your summer reading program affected someone who participated. Or let us know how the program resulted in increased community support for the library.

|  |                          | Response Count |
|--|--------------------------|----------------|
|  |                          | 1              |
|  | <i>answered question</i> | 1              |
|  | <i>skipped question</i>  | 1              |

18. Please share your comments about the New York Statewide Summer Reading Program

|  |                          | Response Count |
|--|--------------------------|----------------|
|  |                          | 0              |
|  | <i>answered question</i> | 0              |
|  | <i>skipped question</i>  | 2              |

19. Describe any reading related activities you offered--for example video, print (on or off line) or oral book reviews, book discussions, other....

|  |                          | Response Count |
|--|--------------------------|----------------|
|  |                          | 0              |
|  | <i>answered question</i> | 0              |
|  | <i>skipped question</i>  | 2              |