

2016 Statistical Summary



SOUTHERN ADIRONDACK
LIBRARY SYSTEM



Southern Adirondack Library System
22 Whitney Place
Saratoga Springs, NY 12866

Phone: 518-584-7300
FAX: 518-587-5589
www.sals.edu



SALS Plan of Service 2017-2021

The SALS Board of Trustees worked with Sandra Nelson and June Garcia to revise its Plan of Service in 2016. Member library staff and trustees identified the system services they needed in order to provide quality library services to their communities. The Plan was developed using data collected from the member libraries. The SALS 2017 budget was developed based upon the System Plan of Service.

The four service priorities chosen by our membership, regardless of library size and budget are:

- Joint Automation/POLARIS support
- Delivery & Interlibrary Loan Services
- Consulting & Continuing Education
- Technology

In June of 2017, member library staff and trustees were asked to complete a system use and satisfaction survey. The survey will help us measure, evaluate and allocate system resources for FY 2018.

SALS is most effective when it focuses its resources on meeting its memberships' priorities.

I want to thank the SALS Board of Trustees, the SALS staff, and the membership for helping us define and improve our services to our community.

—Sara Dallas, Director

TABLE OF CONTENTS

Taking Stock

Statistical Benchmarks & Book Prices	4
2016 Trustee Awards	5
2016 Program Awards	6
Regulation 90.2: NYS Minimum Standards	7
Regulation 90.8: Library Director	7
Types of Libraries	8
Local Votes How to	9

Operations

2015/2016 Circulation Data	10
Type/Area Chartered to serve	
2010 census pop. of chartered area	
2015/2016 circulation +/-	
2015/2016 circulation per capita +/- %	
Cataloged Holdings.....	11
Adult & YA Print Materials—% of holdings	
Juvenile Print Materials—% of holdings	
Non Print/AV—% of holdings	
Other Print & Electronic—% of holdings	
Total Holdings	
2016 Holdings per capita	
Interlibrary Loan Resource Sharing	12/13
Deliveries per Week 2015/2016	
2016 Borrowed Loaned Total Activity	
2016 Total Activity	
Total Activity change +/- % Change	

Library Operations.....14

Library Visits Visits per capita	
Programs Held Program Attendance	
Hours Open/Week	
Square Feet	
Year of Last Major Renovation/Addition	
In House Use of Public PCs	
Staff FTE	
FTE Hours/Week	

Finances

Local Public Funds	15
Local Funding from Chartered Area	
Chartered Local Funds per capita	
Other Local Funding	
County Aid	
Local Public Funds—Total \$ per capita	
Operating Fund Receipts	16
Total Local Public Funds	
System Cash Grants	
Other State & Federal Aid	
Other	
Operating Fund Receipts	
Total Receipts per capita	

Operating Fund Expenditures	17
Salaries & Benefits—% of Total	
Library Materials—% of Total \$ per capita	
Capital Expense	
Building Expense	
Misc. & Other	
Contracts with Libraries/Systems	
All Other Expenses—%	
Total Expenditures \$ per capita	

SALS Services

Consulting and Continuing Ed. New eBook Patrons	18
Technology.....	19
Explanation of SALS Grants.....	20
SALS Treasurer's Report Distribution of Subsidies to Members	21
Central Library Report	22
About Libraries Today.....	23
Staff & Trustees	24
SALS Member Libraries	25

Averages	National	New York State ³	SALS Members	Your Library
Circulation per capita	11.67 ²	7.11	10	(p.10)
Library materials holdings per capita	3.9 ²	7.27	5.72	(p. 11)
Per capita support (income) local public funding	\$55.52 ²	\$55.88	\$62.67	(p. 15)
Per capita operating expenses	\$53.40 ²	\$63.65	\$53.99	(p. 16)
Per capita expenses for library materials	—	\$5.43	\$5.12	(p. 17)
Budget distribution	—	59.44% for paid staff; 30% for materials	67.82% for paid staff; 9.48% for library materials	(p. 17)
Salaries	\$48,371 ¹ (Average starting salary for a new MLS in a public library)	NYLA suggests that the starting salary for library staff be comparable to people with similar education and responsibilities working in the same community.		

¹Library Journal, 2015 data

²2015 Public Library Data Service Statistical Report: Characteristics & Trends — 2014/2015 data (https://storage.googleapis.com/co_drive/Documents/PLDS/2015PLDSAnnualReportFinal.pdf)

³Selected Public and Association Libraries Statistics: 2005-2014 (<http://www.nysl.nysed.gov/libdev/libs/palstats.htm>)

*Overdrive Collection Specialist

Average Book Prices 2016

School Library Journal, March 2017

Adult Fiction	
Hardcover.....	\$27.08
Trade Paperback	\$16.45
Adult Nonfiction	
Hardcover.....	\$28.13
Trade paperback	\$21.01
Mass Market Paperback	\$7.64
Children's and YA Hardcover	\$20.82
*E-Books:	\$28.88
*E-Audiobooks:	\$62.79

Library Trustees of the Year: 2016

Presented May 15, 2017, at the Southern Adirondack Library System's 59th Annual Meeting

Honoring Outstanding Service to a Member Library

- 2016 Mary Ann Galarneau, Stillwater Public Library
- 2015 Ken Bollerud, Saratoga Springs Public Library
Tom Shaginaw, Town of Ballston Community Library
- 2014 Barbara Caimano, Crandall Public Library
Arnold E. Elman, Clifton Park-Halfmoon Public Library
- 2013 Susan Jennings, Richards Library
Loretto Hosley, CV Whitney Long Lake Public Library
- 2012 Cheryl Gold, Saratoga Springs Public Library
Larry Carr, Town of Johnsburg Library
- 2011 Arlene Rhodes, Galway Public Library
Sandi Payne, Stony Creek Free Library
- 2010 Hal Heusner, Bolton Free Library
- 2009 Sandra Debus, Round Lake Library
Michael Marchese, Waterford Public Library
- 2008 Richard "Dick" Merrill, Crandall Public Library
Thomas Mellon, Stillwater Free Library
- 2007 Cynthia Fosberry, Hadley-Luzerne Public Library
Joseph E. Mastrianni, Bolton Free Library
- 2006 No award
- 2005 Christene Thurston, Clifton Park-Halfmoon Public Library
Robert Bartholomew, Town of Chester Public Library

Library Programs of the Year: 2016

Presented May 15, 2017, at the Southern Adirondack Library System's 59th Annual Meeting

Schuylerville Public Library for Counting Down to Kindergarten:

When the Schuylerville Public Library staff and board realized that the Schuylerville Central School District lacked a Universal Pre-K program, they filled the gap by creating a 6-week kindergarten readiness program in keeping with the library's strategic plan goal of Early Literacy. The library reallocated funds to hire staff and partnered with the elementary school and WIC to create Counting Down to Kindergarten, encouraging parent involvement so what children learned at the library continues at home. The program has brought many new people into the library, expanded the library's network, and reflects its dedication to early literacy and the community.

Previous winners

- 2015** Clifton Park-Halfmoon Public Library for *Tuesday Bridges*
Crandall Public Library for *Crandall Cares/It's Cold Out There*
- 2014** Argyle Free Library for *Underground Railroad Program*
Cambridge Public Library for *Geek Squad Program*
- 2013** Stony Creek Free Library for *Joe McChesney Showcase*
Clifton Park-Halfmoon Public Library for *The Holocaust Revisited: A Retrospective Review*
- 2012** Saratoga Springs Public Library for *Sensory Story Time* and *The Sunday Club*
Town of Ballston Community Library for *Home Delivery Book Program*
- 2011** Clifton Park-Halfmoon Public Library for *Senior Expo*
Stony Creek Free Library for *The Dirty Dozen Garden Club*
- 2010** Saratoga Springs Public Library for *Video Game Design Lab for Teens*
Town of Ballston Community Library for *Camp Half Blood Overnight Event*
- 2009** Crandall Public Library for *The Reduced Shakespeare Company—Even Further Abridged*
Galway Public Library for *Story Sculptures*
- 2008** Mechanicville Public Library for *Mechanicville Loser's Challenge*
Corinth Free Library for *Living on the Edge*
- 2007** Greenwich Free Library for *Only the Message Mattered*
Saratoga Springs Public Library for *Strengthening Families*
- 2006** Easton Library for *Irish Voices*
Long Lake Library for *Vintage Aprons Exhibit*



TAKING STOCK: Minimum Standards

Regulations of the Commissioner of Education

Regulation 90.2: Standards for Registration of Public, Free Association and Indian Libraries

(a) A public, free association or Indian library will be registered if it meets the following standards satisfactory to the commissioner:

- (1) is governed by written bylaws which outline the responsibilities and procedures of the library board of trustees;
- (2) has a board-approved, written long-range plan of service;
- (3) presents an annual report to the community on the library's progress in meeting its goals and objectives;
- (4) has board-approved written policies for the operation of the library;
- (5) presents annually to appropriate funding agencies a written budget which would enable the library to meet or exceed these standards and to carry out its long-range plan of service;
- (6) periodically evaluates the effectiveness of the library's collection and services in meeting community needs;
- (7) is open the following scheduled hours (*see chart*)
- (8) maintains a facility to meet community needs, including adequate space, lighting, shelving, seating, and restroom;
- (9) has a telephone, photocopier, microcomputer, printer, telefacsimile machine and other equipment necessary to facilitate access to information;
- (10) distributes printed information listing the library's hours open, borrowing rules, services, location and phone number.
- (11) employs a paid director in accordance with the provisions of Section 90.8 of this Part (*see chart*)

(b) Any public, free association or Indian library registered by the department at the time this section takes effect shall be required to meet the standards for registration in subdivision (a) of this section on the following schedule:

- (1) meet the standards of paragraphs (1) through (5) and (10) of subdivision (a) of this section on or before January 1, 1995.

(2) meet the standards of paragraph (6) of subdivision (a) of this section on or before January 1, 1997.

(3) meet the standards of paragraphs (7), (8), (9) and (11) of subdivision (a) of this section on or before January 1, 1999.

(c) **Variances.** If circumstances over which any public, free association or Indian library has no control prevent it from meeting one or more of the standards of service set forward in subdivision (a) of this section, such library may apply for a variance for such standard(s). The application for such variance shall be submitted for such library by the public library system of which such library is a member, in a form prescribed by the commissioner. No variance granted pursuant to this subdivision shall be deemed to relieve a public, free association or Indian library of any obligation imposed by any other provision of federal or state law.

Regulation 90.2: Scheduled Hours

Regulation 90.8: Standards for Library Director

Population	Minimum weekly hours open	Library Director
Up to 500	12	
500-2,499	20	
2,500-4,999	25	2 years/Associate degree
5,000-7,499	35	4 years/BA degree
7,500 –14,999	35	MLS/Professional Certificate or Certificate of Qualification
15,000-24,999	40	
25,000-99,999	55	
100,000 and above	60	

		PUBLIC LIBRARIES		
		Municipal Public Library	School District Public Library	Special District Public Library
HOW ESTABLISHED	By vote of association members or as trustees operating under a will or deed of trust.	By vote of county, city, town or village board; or by petition and referendum.	By vote of school district voters.	By special act of State legislature and vote of special district voters.*
CHARTER	Regents incorporate by charter.	Regents incorporate by charter.	Regents incorporate by charter.	Regents incorporate by charter.
REGISTRATION	Education Department registers. Must meet minimum standards in order to receive public funds.	Education Department registers. Must meet minimum standards in order to receive public funds.	Education Department registers. Must meet minimum standards in order to receive public funds.	Education Department registers. Must meet minimum standards in order to receive public funds.
TAX FUNDS	May receive appropriation from units of government. Also tax levy by vote of municipal or school district voters. Library should sign contract with appropriating unit. May petition municipal and/or school district tax payers for funds.	Budget approved by county, city, town, or village board. Also tax levy by vote of municipal or school district voters. May petition municipal and/or school district tax payers for funds.	Budget approved by school district voters. May also petition for a tax levy from municipalities.	Budget approved by district voters. May also petition for a tax levy from municipalities, unless enactment legislation specifies otherwise.
BONDING AUTHORITY	Not permitted. Requires a special act of legislation through Dormitory Authority of the State of New York (DASNY)	Municipal government may bond if it owns the library building.	School district may bond if it owns the library building.	A municipality may bond on behalf of district if legislation allows.*
BOARD OF TRUSTEES	Number: 5-25. Elected by association members. Term of office: set by charter. Responsible to association membership and to Regents. Residential requirements may be established in bylaws.	Number: 5-15. Approved by municipal governing board; term of office: three or five years if established after 1921.** Responsible to municipal government, public, and Regents. Must be residents of municipality (except village library).	Number: 5-15. Elected by school district voters. Term of office: three or five years (if established after 1921).** Responsible to school district voters and Regents. Must be residents of school district.	Number: determined by enabling legislation. Elected by residents of special district. Term of office: five years or as defined by legislation. Responsible to special district voters and Regents. Residency requirements determined by enabling legislation.
COMMUNITY INVOLVEMENT	Public can join association and may vote for trustees.	Public "owns" library; votes for elected officials who are sympathetic to library needs.	Public "owns" library and votes directly for trustees and budget.	Public "owns" library and votes directly for trustees and budget.
RETIREMENT BENEFITS	May purchase retirement benefits from private vendor. Some may be in State Retirement System if specified in statute.	State Retirement System benefits through municipality.	State Retirement System benefits through school district or independently.	State Retirement System benefits if library district opts to participate.
CIVIL SERVICE	Employees not covered by Civil Service.	Employees subject to Civil Service Law.	Employees subject to Civil Service Law.	Employees subject to Civil Service Law.

* Special library districts are created by act of the New York State Legislature. Each one is different and reflects the particular needs and situation of that district. There is no comprehensive legal definition of a special library district.

** Became effective January 1, 1999.

Local Votes | How To

Stable, sufficient funding provides the security for a library's operating budget.

Library	Budget Vote Held By	Type of Library	Voters live in	Budget Vote \$ Amount	Date Held
Argyle Free Library	Argyle Central School District	Assoc. Town	School District	\$29,400	5/17/2016
Ballston Spa Public Library	Ballston Spa Central School District	Public Village	School District	\$54,600	5/17/2016
Bancroft Public Library	Salem Central School District	Public Village	School District	\$20,560	5/17/2016
Cambridge Public Library	Cambridge Central School District	Public Village	School District	\$47,000	5/17/2015
Clifton Park-Halfmoon Public Library	Clifton Park-Halfmoon Library District	Special District	Special Legislative District	\$4,073,250	9/17/2015
Corinth Free Library	Corinth Central School District	Assoc. Town	School District	\$58,000	5/17/2016
Cornelius Vanderbilt Whitney Long Lake Library	Long Lake Central School District	School District	School District	\$144,002	5/19/2015
Crandall Public Library	Queensbury, Town of	Special District	Town	\$4,432,412	11/3/2015
Crandall Public Library	Glens Falls, City of	Special District	City	\$4,432,412	11/3/2015
Crandall Public Library	Moreau, Town of	Special District	Town	\$4,432,412	11/3/2015
Easton Library	Greenwich Central School District	Assoc. Town	School District	\$40,000	05/21/2013
Galway Public Library	Galway Central School District	School District	School District	\$144,460	6/2/2015
Greenwich Free Library	Greenwich Central School District	Assoc. Town	School District	\$94,609	05/17/2016
Hadley-Luzerne Public Library	Lake Luzerne, Town of	Public Town	Town	\$41,271	11/6/1996
Mechanicville District Public Library	Mechanicville City School District	School District	School District	\$338,677	5/11/2014
Raquette Lake Free Library	Raquette Lake Union Free School District	Assoc. School District	School District	\$11,000	5/17/2016
Richards Library	Warrensburg Central School District	Assoc. Other ¹	School District	\$98,100	05/15/2012
Saratoga Springs Public Library	Saratoga Springs City School District	School District	School District	\$5,078,265	4/14/2016
Schuylerville Public Library	Schuylerville Central School District	School District	School District	\$250,000	5/17/2016
Stillwater Public Library	Stillwater, Town of	School District	Town	\$127,360	11/04/2003
Stillwater Public Library	Stillwater Central School	School District ²	School District	\$222,495	5/14/2016
Stony Creek Free Library	Hadley-Luzerne Central School	Assoc. Town	School District	\$6,500	05/15/2012
Waterford Public Library	Waterford Halfmoon Union Free School District	School District	School District	\$260,437	6/3/2015
Whitehall Free Library	Whitehall Central School District	Assoc. School District	School District	\$15,000	5/17/2016
Woman's Round Lake Improvement Society	Malta, Town of	Assoc. Town	Town	\$291,000	11/08/2011

Resource- *Creating Public Library Districts in New York State: a "how-to" guide*

Developed by Panz Library Consulting, under a contract with New York State Library Development- <http://www.nysl.nysed.gov/libdev/libsp/pldtools/index.html>

¹ As amended June 22, 2009, Richards Library is chartered to serve the towns of Warrensburg and Thurman; it receives funds from the Bolton, Lake George, Athol, & Johnsburg School Districts

² Stillwater became a school district public library in 2016

OPERATIONS: Comparative Circulation Data

			Circulation					
	Type/Area Chartered to Serve	2010 Census Population			2016-2015	Circulation per capita		2016/2015
Library			2015	2016	+ or -	2015	2016	+ or - %
Hamilton County								
Indian Lake Public Library, Town of	Public Town	1,352	15,609	13,501	(2,108)	11.55	9.99	-13.51%
Inlet Public Library, Town of	Public Town	333	4,196	4,331	135	12.60	13.01	3.22%
Lake Pleasant Public Library, Town of	Public Town	781	14,283	12,354	(1,929)	18.29	15.82	-13.51%
Cornelius V. Whitney Long Lake Public Library	PSD	597	14,676	13,111	(1,565)	24.58	21.96	-10.66%
Raquette Lake Free Library	Association School District	114	6,938	6,300	(638)	60.86	55.26	-9.20%
Total Hamilton County		3,177	55,702	49,597	(6,105)	17.53	15.61	
Saratoga County								
Ballston Spa Public Library	Public Village	5,409	54,260	51,244	(3,016)	10.03	9.47	-5.56%
Burnt Hills/Ballston Community Public Library	Public Town	8,638	130,028	127,234	(2,794)	15.05	14.73	-2.15%
Clifton Park-Halfmoon Public Library	PSLD	56,138	809,059	773,069	(35,990)	14.41	13.77	-4.45%
Corinth Free Library	Association Town	6,531	22,016	23,851	1,835	3.37	3.65	8.33%
Galway Public Library	PSD	7,029	23,167	20,543	(2,624)	3.30	2.92	-11.33%
Mechanicville District Public Library	PSD	9,536	62,987	60,156	(2,831)	6.61	6.31	-4.49%
Round Lake/WRLIS Library/Malta Branch	Association Town	14,765	91,425	85,104	(6,321)	6.19	5.76	-6.91%
Saratoga Springs Public Library	PSD	49,070	914,839	862,268	(52,571)	18.64	17.57	-5.75%
Schuylerville Public Library	PSD	9,881	33,061	31,157	(1,904)	3.35	3.15	-5.76%
Stillwater Free Library	Association Other	7,444	26,222	27,790	1,568	3.52	3.73	5.98%
Waterford Public Library	PSD	5,784	42,533	40,723	(1,810)	7.35	7.04	-4.26%
Total Saratoga County		180,225	2,209,597	2,103,139	(106,458)	12.26	11.67	
Warren County								
Bolton Free Library	Association Town	2,326	21,133	14,608	(6,525)	9.09	6.28	-30.88%
Brant Lake/Horicon Free Public Library	Public Town	1,389	4,633	5,511	878	3.34	3.97	18.95%
Chester Public Library, Town of	Public Town	3,355	27,202	26,628	(574)	8.11	7.94	-2.11%
Glens Falls/Crandall Public Library	PSLD	57,329	672,372	620,194	(52,178)	11.73	10.82	-7.76%
Johnsburg Library, Town of	Public Town	2,395	25,546	22,856	(2,690)	10.67	9.54	-10.53%
Caldwell-Lake George Library	Association Town	3,515	11,263	10,972	(291)	3.20	3.12	-2.58%
Hadley-Luzerne Public Library	Public Town	5,395	15,367	16,885	1,518	2.85	3.13	9.88%
Stony Creek Free Library	Association Town	767	4,036	3,919	(117)	5.26	5.11	-2.90%
Warrensburg/Richards Library	Association Other	5,313	22,374	24,692	2,318	4.21	4.65	10.36%
Total Warren County		81,784	803,926	746,265	(57,661)	9.83	9.12	
Washington County								
Argyle Free Library	Association Town	3,782	11,754	13,434	1,680	3.11	3.55	14.29%
Cambridge Public Library	Public Village	1,870	29,738	30,897	1,159	15.90	16.52	3.90%
Easton Library	Association Town	2,336	8,609	8,260	(349)	3.69	3.54	-4.05%
Fort Edward Free Library	Association Village	3,375	5,081	4,115	(966)	1.51	1.22	-19.01%
Granville/Pember Library & Museum	Public Village	2,543	23,146	22,778	(368)	9.10	8.96	-1.59%
Greenwich Free Library	Association Town	4,942	40,154	39,182	(972)	8.13	7.93	-2.42%
Hudson Falls Free Library	Association School District	15,389	16,231	12,901	(3,330)	1.05	0.84	-20.52%
Salem/Bancroft Public Library	Public Village	946	18,223	16,351	(1,872)	19.26	17.28	-10.27%
Whitehall Free Library	Association School District	4,939	6,898	7,189	291	1.40	1.46	4.22%
Total Washington County		40,122	159,834	155,107	(4,727)	3.98	3.87	
Grand Total Member Libraries		305,308	3,229,059	3,054,108	(174,951)	10.58	10.00	-5.42%
SALS Population Chartered to Serve for Unserved Localities		48,058	PSLD - Public Special Legislative District PSD - Public School District					
SALS Population Chartered to Serve		353,366						

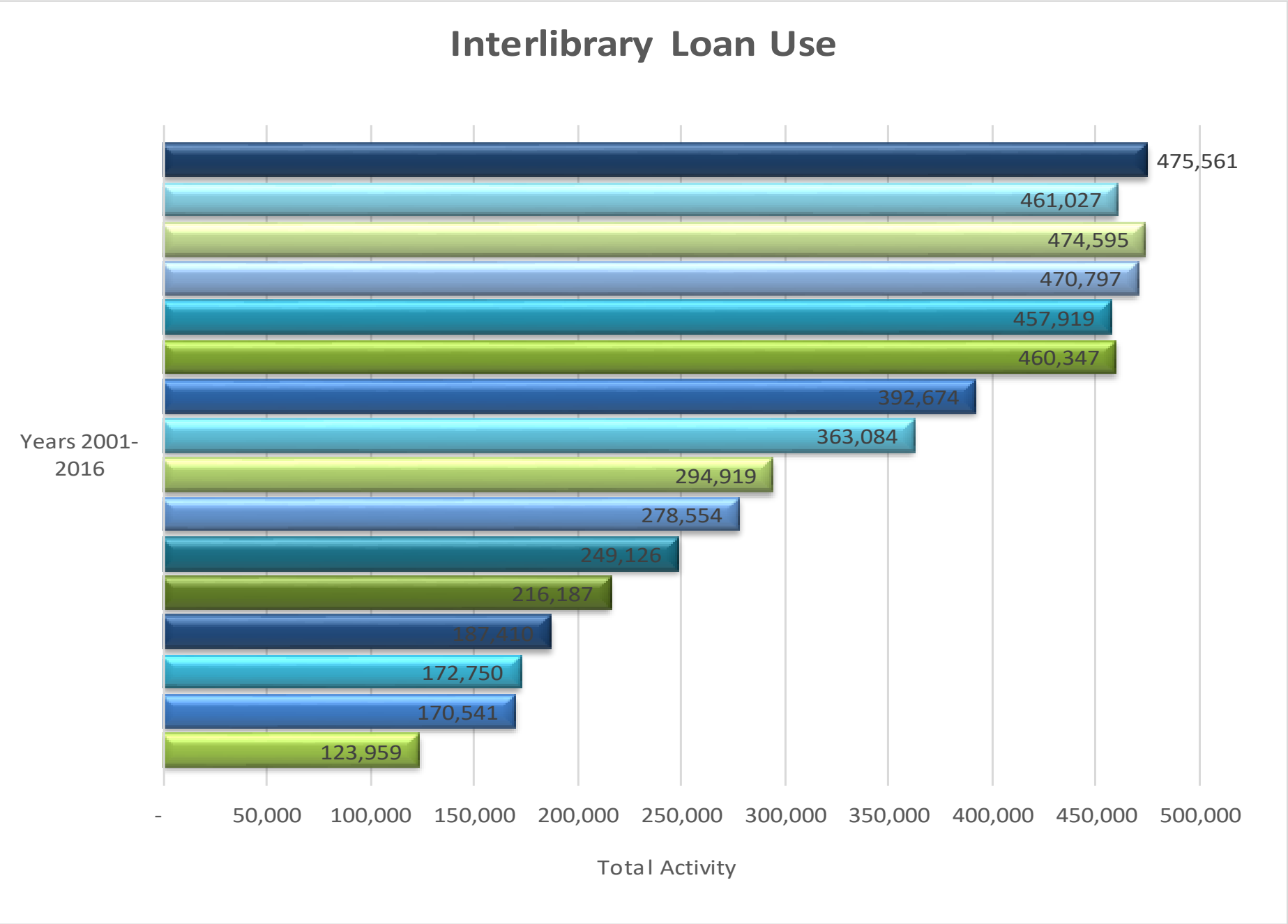
OPERATIONS: Cataloged Holdings

	Adult & YA Print Materials	% of total holdings	Juvenile Print Materials	% of total holdings	Other Print Materials	% of total holdings	Electronic Holdings	% of total holdings	Non-Print AV	% of total holdings	Total	2016 Holdings per capita
Hamilton County												
Indian Lake Public Library, Town of	17,387	40%	9,086	21%	1,127	3%	11,173	26%	4,251	10%	43,024	31.82
Inlet Public Library, Town of	4,084	21%	3,596	18%	54	0%	11,171	56%	957	5%	19,862	59.65
Lake Pleasant Public Library, Town of	8,578	32%	4,091	15%	331	1%	11,171	42%	2,402	9%	26,573	34.02
Cornelius V. Whitney Long Lake Public Library	7,758	31%	3,246	13%	23	0%	11,177	44%	2,996	12%	25,200	42.21
Raquette Lake Free Library	6,359	26%	4,041	16%	554	2%	11,171	45%	2,582	10%	24,707	216.73
Total Hamilton County	44,166	32%	24,060	17%	2,089	1%	55,863	40%	13,188	9%	139,366	43.87
Saratoga County												
Ballston Spa Public Library	15,699	37%	9,776	23%	790	2%	11,173	26%	5,030	12%	42,468	7.85
Burnt Hills/Ballston Community Public Library	29,028	44%	16,690	25%	110	0%	11,176	17%	8,780	13%	65,784	7.62
Clifton Park-Halfmoon Public Library	78,031	42%	62,903	34%	2,883	2%	14,491	8%	28,396	15%	186,704	3.33
Corinth Free Library	11,715	35%	6,326	19%	2,140	6%	11,171	34%	1,690	5%	33,042	5.06
Galway Public Library	14,651	36%	10,866	26%	244	1%	11,293	28%	3,969	10%	41,023	5.84
Mechanicville District Public Library	18,833	39%	9,867	21%	391	1%	11,344	24%	7,688	16%	48,123	5.05
Round Lake/WRLIS Library/Malta Branch	17,667	34%	16,158	32%	70	0%	11,173	22%	6,144	12%	51,212	3.47
Saratoga Springs Public Library	102,139	46%	64,573	29%	8,558	4%	11,538	5%	35,477	16%	222,285	4.53
Schuylerville Public Library	7,527	28%	5,449	20%	221	1%	11,171	42%	2,235	8%	26,603	2.69
Stillwater Free Library	7,851	26%	7,328	24%	56	0%	11,171	37%	3,577	12%	29,983	4.03
Waterford Public Library	8,224	28%	7,751	26%	40	0%	11,174	37%	2,646	9%	29,835	5.16
Total Saratoga County	311,365	40%	217,687	28%	15,503	2%	126,875	16%	105,632	14%	777,062	4.31
Warren County												
Bolton Free Library	8,351	33%	4,080	16%	321	1%	11,171	44%	1,381	5%	25,304	10.88
Brant Lake/Horicon Free Public Library	6,417	28%	3,932	17%	698	3%	11,171	48%	1,015	4%	23,233	16.73
Chester Public Library, Town of	10,988	30%	8,745	24%	737	2%	11,174	31%	4,563	13%	36,207	10.79
Glens Falls/Crandall Public Library	113,811	34%	48,740	15%	123,767	37%	11,238	3%	36,253	11%	333,809	5.82
Johnsburg Library, Town of	15,824	40%	5,731	15%	1,501	4%	11,187	28%	5,249	13%	39,492	16.49
Caldwell-Lake George Library	6,903	30%	3,056	13%	587	3%	11,181	49%	1,212	5%	22,939	6.53
Hadley-Luzerne Public Library	9,354	35%	3,855	14%	443	2%	11,171	42%	1,969	7%	26,792	4.97
Stony Creek Free Library	5,894	27%	2,673	12%	7	0%	11,171	51%	2,150	10%	21,895	28.55
Warrensburg/Richards Library	8,359	32%	4,387	17%	125	0%	11,172	43%	2,193	8%	26,236	4.94
Total Warren County	185,901	33%	85,199	15%	128,186	23%	100,636	18%	55,985	10%	555,907	6.80
Washington County												
Argyle Free Library	6,105	28%	3,696	13%	133	0%	11,172	50%	1,041	4%	22,147	5.86
Cambridge Public Library	6,195	21%	3,363	12%	5,425	19%	11,171	39%	2,781	10%	28,935	15.47
Easton Library	7,643	28%	5,786	21%	278	1%	11,198	41%	2,416	9%	27,321	11.70
Fort Edward Free Library	10,646	36%	5,239	18%	1,058	4%	11,171	38%	1,055	4%	29,169	8.64
Granville/Pember Library & Museum	11,821	37%	5,713	18%	454	1%	11,193	35%	2,757	9%	31,938	12.56
Greenwich Free Library	15,176	39%	8,056	21%	147	0%	11,282	29%	3,999	10%	38,660	7.82
Hudson Falls Free Library	15,468	38%	11,645	28%	46	0%	11,171	27%	2,549	6%	40,879	2.66
Salem/Bancroft Public Library	10,274	35%	5,584	19%	21	0%	11,171	38%	2,063	7%	29,113	30.77
Whitehall Free Library	6,009	24%	6,297	25%	157	1%	11,171	45%	1,225	5%	24,859	5.03
Total Washington County	89,337	33%	55,379	20%	7,719	3%	100,700	37%	19,886	7%	273,021	6.80
Grand Total	630,769	36%	382,325	22%	153,497	9%	384,074	22%	194,691	11%	1,745,356	5.72

OPERATIONS: Interlibrary Loan Resource Sharing

Page 12

	Dec. 2015	Dec. 2016	2016				2015	Total Activity	
Library	Deliveries per Week	Deliveries per Week	Borrowed	Loaned	Borrow more than loan	Total Activity	Total Activity	Change + or -	% Change
Hamilton County									
Indian Lake Public Library, Town of	3	3	978	4,579	(3,601)	5,557	4,915	642	13.1%
Inlet Public Library, Town of	3	3	461	1,886	(1,425)	2,347	2,390	(43)	-1.8%
Lake Pleasant Public Library, Town of	3	3	2,410	1,471	939	3,881	5,797	(1,916)	-33.1%
Cornelius V. Whitney Long Lake Public Library	3	3	1,644	2,561	(917)	4,205	5,667	(1,462)	-25.8%
Raquette Lake Free Library	3	3	539	2,717	(2,178)	3,256	3,780	(524)	-13.9%
Total Hamilton County	15	15	6,032	13,214		19,246	22,549	(3,303)	-14.6%
Saratoga County									
Ballston Spa Public Library	5	5	8,270	4,454	3,816	12,724	13,214	(490)	-3.7%
Burnt Hills/Ballston Community Public Library	5	5	12,593	17,521	(4,928)	30,114	29,003	1,111	3.8%
Clifton Park-Halfmoon Public Library	5	5	46,262	29,342	16,920	75,604	71,239	4,365	6.1%
Corinth Free Library	5	5	4,718	4,118	600	8,836	8,156	680	8.3%
Galway Public Library	3	3	3,323	4,999	(1,676)	8,322	8,486	(164)	-1.9%
Mechanicville District Public Library	5	5	5,318	13,417	(8,099)	18,735	17,108	1,627	9.5%
Round Lake/WRLIS Library/Malta Branch	10	10	14,642	6,002	8,640	20,644	19,325	1,319	6.8%
Saratoga Springs Public Library	5	5	42,142	40,183	1,959	82,325	82,656	(331)	-0.4%
Schuylerville Public Library	5	5	8,691	7,004	1,687	15,695	11,690	4,005	34.3%
Stillwater Free Library	5	5	4,253	5,798	(1,545)	10,051	9,440	611	6.5%
Waterford Public Library	5	5	2,839	2,360	479	5,199	5,168	31	0.6%
Total Saratoga County	58	58	153,051	135,198		288,249	275,485	12,764	4.6%
Warren County									
Bolton Free Library	3	3	1,609	3,032	(1,423)	4,641	5,076	(435)	-8.6%
Brant Lake/Horicon Free Public Library	3	3	1230	1,104	126	2,334	2,188	146	6.7%
Chester Public Library, Town of	3	3	4,887	4,953	(66)	9,840	9,116	724	7.9%
Glens Falls/Crandall Public Library	5	5	34,625	36,489	(1,864)	71,114	72,151	(1,037)	-1.4%
Johnsburg Library, Town of	3	3	4,968	6,054	(1,086)	11,022	9,215	1,807	19.6%
Caldwell-Lake George Library	3	3	2,637	2,284	353	4,921	4,491	430	9.6%
Hadley-Luzerne Public Library	5	5	2,116	2,157	(41)	4,273	4,281	(8)	-0.2%
Stony Creek Free Library	3	3	501	1,020	(519)	1,521	1,275	246	19.3%
Warrensburg/Richards Library	3	3	5,075	4,308	767	9,383	7,331	2,052	28.0%
Total Warren County	31	31	57,648	61,401		119,049	115,124	3,925	3.4%
Washington County									
Argyle Free Library	5	5	1,824	1,829	(5)	3,653	3,597	56	1.6%
Cambridge Public Library	5	5	4,377	771	3,606	5,148	4,779	369	7.7%
Easton Library	5	5	1,017	1,640	(623)	2,657	2,856	(199)	-7.0%
Fort Edward Free Library	5	5	377	819	(442)	1,196	1,136	60	5.3%
Granville/Pember Library & Museum	5	5	4,354	3,746	608	8,100	7,460	640	8.6%
Greenwich Free Library	5	5	7,892	6,213	1,679	14,105	13,393	712	5.3%
Hudson Falls Free Library	5	5	1,799	3,884	(2,085)	5,683	5,831	(148)	-2.5%
Salem/Bancroft Public Library	5	5	2,153	3,553	(1,400)	5,706	6,472	(766)	-11.8%
Whitehall Free Library	5	5	1,505	1,264	241	2,769	2,345	424	18.1%
Total Washington County	45	45	25,298	23,719		49,017	47,869	1,148	2.4%
Grand Total	149	149	242,029	233,532		475,561	461,027	14,534	3.2%



OPERATIONS: Library Operations

Library	Library Visits	Library Visits per capita	Programs Held	Program Attend.	Registered Borrowers	Hours Open/ week	SQ.FT.	Year of Last Major Renovation/ Addition	In-Library Uses of Public PC's	#WiFi Access /year	Paid Staff FTE	FTE Hours/ Week
Hamilton County												
Indian Lake Public Library, Town of	17,264	12.77	58	648	1,432	28	3,750	2002	2,880	3,261	3.1	25
Inlet Public Library, Town of	10,033	30.13	48	640	761	14	1,500	2016	650	5,004	0.4	40
Lake Pleasant Public Library, Town of	8,460	10.83	63	773	1,421	27	1,164	2015	1,108	2,025	1.7	40
Cornelius V. Whitney Long Lake Public Library	16,189	27.12	39	630	1,380	28	3,130	2012	992	3,308	4.0	30
Raquette Lake Free Library	4,831	42.38	16	398	724	21	1,364	2009	388	1,874	1.4	21
Total Hamilton County	56,777	17.87	224	3,089	5,718				6,018	15,472	10.6	
Saratoga County												
Ballston Spa Public Library	57,320	10.60	85	1,864	4,964	39	6,660	2008	2,714	2,247	7.4	40
Burnt Hills/Ballston Community Public Library	112,500	13.02	443	9,596	6,390	51	11,000	2016	4,744	10,280	10.5	35
Clifton Park-Halfmoon Public Library	426,376	7.60	1,285	32,653	41,844	70	55,000	2006	49,406	49,956	47.4	35
Corinth Free Library	15,548	2.38	75	1,414	2,440	35	3,434	1988	1,198	2,779	2.0	35
Galway Public Library	21,000	2.99	138	1,841	2,213	36	1,800	N/A	1,545	2,760	2.8	36
Mechanicville District Public Library	97,840	10.26	163	4,850	6,309	43	8,136	2013	13,296	4,832	7.0	35
Round Lake/WRLIS Library/Malta Branch	72,867	4.94	542	5,437	3,645	110	2,000/5,300	2010/2009	9,448	3,638	7.9	40
Saratoga Springs Public Library	471,458	9.61	1,830	33,509	45,384	70	58,000	1995	111,474	45,926	59.0	35
Schuylerville Public Library	29,130	2.95	243	3,987	2,076	48	3,120	2016	4,030	2,443	3.5	40
Stillwater Free Library	23,481	3.44	184	3,156	1,699	50	2,650	2008	1,855	3,136	3.0	35
Waterford Public Library	51,043	8.82	73	1,139	3,362	55	3,000	2012	2,455	1,822	3.9	35
Total Saratoga County	1,378,563	7.68	5,061	99,446	120,326				202,165	129,819	154.4	
Warren County												
Bolton Free Library	35,740	15.37	150	2,265	1,995	40	3,600	2015	4,680	2,392	1.2	35
Brant Lake/Horicon Free Public Library	2,348	1.69	6	180	537	20	1,800	N/A	495	2,345	2.0	20
Chester Public Library, Town of	16,187	4.82	96	1,196	1,876	31	3,500	2001	1,663	1,994	1.8	40
Glens Falls/Crandall Public Library	380,990	6.65	1,529	41,525	45,935	65	52,500	2008	51,230	21,396	47.0	35
Johnsburg Library, Town of	19,323	8.07	114	824	1,664	24	4,000	1999	1,523	1,371	1.8	32
Caldwell-Lake George Library	8,968	2.55	51	670	878	45	2,105	1971	887	1,958	3.0	25
Hadley-Luzerne Public Library	15,055	2.79	97	1,237	1,638	39	4,000	1999	2,356	2,357	2.2	32
Stony Creek Free Library	3,575	4.66	122	1,210	351	20	1,680	1994	846	610	1.5	20
Warrensburg/Richards Library	24,136	4.54	177	2,480	1,974	47	4,530	2013	4649	2,923	2.2	40
Total Warren County	506,322	6.19	2,342	51,587	56,848				68,329	37,346	62.7	
Washington County												
Argyle Free Library	4,332	1.15	8	302	896	25	2,185	2011	928	2,460	2.2	25
Cambridge Public Library	69,405	37.11	148	2,106	2,309	26	4,032	1986	2,392	35,880	2.7	40
Easton Library	7,410	3.17	239	1,898	364	25	3,100	1993	778	587	1.2	25
Fort Edward Free Library	4,516	1.34	30	1,068	505	29	3,600	1996	523	731	3.8	29
Granville/Pember Library & Museum	27,404	10.78	114	1,950	4,125	32	3,000	2004	1,255	4,240	4.0	35
Greenwich Free Library	57,100	11.55	439	8,302	3,326	47	5,540	2003	6,823	1,690	2.8	35
Hudson Falls Free Library	25,447	1.65	22	768	2,600	35	3,850	2006	3,531	865	1.4	35
Salem/Bancroft Public Library	13,390	14.15	225	1,693	1,511	26	1,776	1976	2,926	3,985	0.9	39
Whitehall Free Library	5,142	1.04	21	184	1,200	25	3,488	N/A	700	2,796	4.0	25
Total Washington County	214,146	5.34	1,246	18,271	16,836				19,856	53,234	23.0	
Grand Total	2,155,808	7.08	8,873	172,393	199,728				296,368	235,871	250.8	

FINANCES: Local Public Funds


			Local Funding from Chartered Service Area				Other Local Funding				County Aid	Local Public Funds	
Library	Type/Area Chartered to Serve	2010 Census Population Chartered to Serve	Town, City or Special	Village	School	Chartered Local Per Capita	Town or City	Village	School	Other		Total	Per capita
Hamilton County													
Indian Lake Public Library, Town of	Public Town	1,352	221,802			164.05					2,788	224,590	166.12
Inlet Public Library, Town of	Public Town	333	16,331			49.04			1,200		2,163	19,694	59.14
Lake Pleasant Public Library, Town of	Public Town	781	71,364			91.38					2,551	73,915	94.64
Cornelius V. Whitney Long Lake Public Library	PSD	597			144,002	241.21						144,002	241.21
Raquette Lake Free Library	Assoc. School	114			11,000	96.49	20,000				1,239	32,239	282.80
Total Hamilton County		3,177	\$ 309,497	\$ 0	\$ 155,002	\$ 146.21	\$ 20,000	\$ 0	\$ 1,200	\$ 0	\$ 8,741	\$ 494,440	\$ 155.63
Saratoga County													
Ballston Spa Public Library	Public Village	5,409		83,257		15.39	41,000		54,600			178,857	33.07
Burnt Hills/Ballston Community Public Library	Public Town	8,638	495,662			57.38	39,100					534,762	61.91
Clifton Park-Halfmoon Public Library	PSLD	56,138	4,073,250			72.56						4,073,250	72.56
Corinth Free Library	Assoc. Town	6,531	14,500			2.22		13,500	57,500			85,500	13.09
Galway Public Library	PSD	7,029			144,584	20.57						144,584	20.57
Mechanicville District Public Library	PSD	9,536			340,323	35.69	5,000					345,323	36.21
Round Lake/WRLIS Library/Malta Branch	Assoc. Town	14,765	291,000			19.71						291,000	19.71
Saratoga Springs Public Library	PSD	49,070			5,084,470	103.62						5,084,470	103.62
Schuylerville Public Library	PSD	9,881			250,000	25.30						250,000	25.30
Stillwater Free Library	Assoc. Other	7,444			209,493	28.14	127,360					336,853	45.25
Waterford Public Library	PSD	5,784			260,437	45.03	2,000					262,437	45.37
Total Saratoga County		180,225	\$ 4,874,412	\$ 83,257	\$ 6,289,307	\$ 62.41	\$ 214,460	\$ 13,500	\$ 112,100	\$ -	\$ -	\$ 11,587,036	\$ 64.29
Warren County													
Bolton Free Library	Assoc. Town	2,326	48,500			20.85					3,582	52,082	22.39
Brant Lake/Horicon Free Public Library	Public Town	1,389	22,632			16.29					1,800	24,432	17.59
Chester Public Library, Town Of	Public Town	3,355	65,488			19.52					4,608	70,096	20.89
Glens Falls/Crandall Public Library	PSLD	57,329	3,387,440			59.09					21,600	3,409,040	59.46
Johnsburg Library, Town Of	Public Town	2,395	59,406			24.80					4,320	63,726	26.61
Caldwell-Lake George Library	Assoc. Town	3,515	94,193			26.80					1,800	95,993	27.31
Hadley-Luzerne Public Library	Public Town	5,395	63,291			11.73			9,968		2,592	75,851	14.06
Stony Creek Free Library	Assoc. Town	767	22,000			28.68			6,500		1,800	30,300	39.50
Warrensburg/Richards Library	Assoc. Other	5,313			98,100	18.46					2,898	100,998	19.01
Total Warren County		81,784	\$ 3,762,950	\$ 0	\$ 98,100	\$ 47.21	\$ 0	\$ 0	\$ 16,468	\$ 0	\$ 45,000	\$ 3,922,518	\$ 47.96
Washington County													
Argyle Free Library	Assoc. Town	3,782	10,000			2.64		500	29,400			39,900	10.55
Cambridge Public Library	Public Village	1,870		25,091		13.42	3,650		47,000			75,741	40.50
Easton Library	Assoc. Town	2,336	39,987			17.12			26,500			66,487	28.46
Fort Edward Free Library	Assoc. Village	3,375		6,000		1.78	7,500		5,000			18,500	5.48
Granville/Pember Library & Museum	Public Village	2,543		16,304		6.41	10,000					26,304	10.34
Greenwich Free Library	Assoc. Town	4,942	40,000			8.09		14,000	94,609			148,609	30.07
Hudson Falls Free Library	Assoc. School	15,389			30,000	1.95	30,000	24,597				84,597	5.50
Salem/Bancroft Public Library	Public Village	946	26750			28.28			20,560			47,310	50.01
Whitehall Free Library	Assoc. School	4,939			15,000	3.04	10,000					25,000	5.06
Total Washington County		40,122	\$ 116,737	\$ 47,395	\$ 45,000	\$ 5.21						\$ 532,448	\$ 13.27
Grand Total													
		305,308	\$ 9,063,596	\$ 130,652	\$ 6,587,409	\$ 51.69	\$ 234,460	\$ 13,500	\$ 129,768	\$ -	\$ 53,741	\$ 16,536,442	\$ 54.16

FINANCES: Operating Fund Receipts

Library	Total Local Public Funds	System Cash Grants to Member Library Designated State & Other Aid		Other State & Federal Aid	Other					Operating Fund Receipts	
		Local Library Services Aid	CLDA, Other State & Other		Gifts & Endow - ments	Fund Raising	Investment Income	Library Charges/ Fines	Other Misc.	Total	Per capita
Hamilton County											
Indian Lake Public Library, Town of	\$ 224,590	\$ 1,404	15,000	\$ 0	\$ 3,394	\$ 0	\$ 26	\$ 1,018	\$ 0	\$ 245,432	\$ 181.53
Inlet Public Library, Town of	19,694	1,404	7,500	5,566	1,948	4,346	0	282	891	41,631	125.02
Lake Pleasant Public Library, Town of	73,915	1,404	2,500	0	1,700	0	24	705	193	80,441	103.00
Cornelius V. Whitney Long Lake Public Library	144,002	1,345	5,000	10,000	1,688	0	55	1,699	16,932	180,721	302.72
Raquette Lake Free Library	32,239	1,404	7,500	0	7,374	2,162	194	47	10,121	61,041	535.45
Total Hamilton County	\$ 494,440	\$ 6,961	\$ 37,500	\$ 15,566	\$ 16,104	\$ 6,508	\$ 299	\$ 3,751	\$ 28,137	\$ 609,266	\$ 191.77
Saratoga County											
Ballston Spa Public Library	\$ 178,857	\$ 1,569	\$ 15,000	\$ 0	\$ 1,221	\$ 614	\$ 273	\$ 4,143	\$ 0	\$ 201,677	\$ 37.29
Burnt Hills/Ballston Community Public Library	534,762	2,506	24,080	20,436	5,000	0	0	16,055	56	602,895	69.80
Clifton Park-Halfmoon Public Library	4,073,250	16,283	22,927	0	34,465	0	10,921	87,540	5,155	4,250,541	75.72
Corinth Free Library	85,500	1,894	15,000	0	3,739	0	1,756	2,713	403	111,005	17.00
Galway Public Library	144,584	1,955	13,091	0	2,417	0	767	5,162	1,525	170,501	24.26
Mechanicville District Public Library	345,323	2,766	2,500	0	225	0	0	10,142	7,012	367,968	38.59
Round Lake/WRLIS Library/Malta Branch	291,000	4,283	15,076	0	15,000	1,910	174	10,800	8,097	346,340	23.46
Saratoga Springs Public Library	5,084,470	14,233	9,443	77,476	13,488	0	2,643	128,569	51,155	5,381,477	109.67
Schuylerville Public Library	250,000	2,748	2,446	82,876	8,728	0	0	3,826	205	350,829	35.51
Stillwater Free Library	336,853	1,981	2,643	52,500	7,597	16,232	246	4,091	0	422,143	56.71
Waterford Public Library	262,437	1,974	2,760	4,118	809	3,794	0	6,614	2,019	284,525	49.19
Total Saratoga County	\$ 11,587,036	\$ 52,192	\$ 124,966	\$ 237,406	\$ 92,689	\$ 22,550	\$ 16,780	\$ 279,655	\$ 75,627	\$ 12,489,901	\$ 69.30
Warren County											
Bolton Free Library	\$ 52,082	\$ 1,404	\$ 2,500	\$ 0	\$ 29,194	\$ 26,545	\$ 307	\$ 1,332	\$ 0	\$ 113,364	\$ 48.74
Brant Lake/Horicon Free Public Library	24,432	1,404	2,500	0	990	0	14	280	0	29,620	21.32
Chester Public Library, Town of	70,096	1,404	2,500	0	13,710	0	40	2,388	0	90,138	26.87
Glens Falls/Crandall Public Library	3,409,040	16,629	108,303	105,000	62,039	81,525	372,981	105,094	20,085	4,280,696	74.67
Johnsburg Library, Town of	63,726	1,404	2,500	0	12,415	0	12	1,926	0	81,983	34.23
Caldwell-Lake George Library	95,993	1,404	2,500	0	5,784	2,980	85	1,514	777	111,037	31.59
Hadley-Luzerne Public Library	75,851	1,565	6,500	0	1,682	2,653	0	3,895	1,472	93,618	17.35
Stony Creek Free Library	30,300	1,404	2,500	0	6,965	7,557	0	132	141	48,999	63.88
Warrensburg/Richards Library	100,998	1,541	2,500	0	7,185	0	2	2,256	3,195	117,677	22.15
Total Warren County	\$ 3,922,518	\$ 28,159	\$ 132,303	\$ 105,000	\$ 139,964	\$ 121,260	\$ 373,441	\$ 118,817	\$ 25,670	\$ 4,967,132	\$ 60.73
Washington County											
Argyle Free Library	\$ 39,900	\$ 1,404	\$ 2,500	\$ 0	\$ 1,353	\$ 7,497	\$ 1,720	\$ 1,392	\$ 455	56,221	\$ 14.87
Cambridge Public Library	75,741	1,346	4,835	0	1,404	0	63	3,907	0	87,296	46.68
Easton Library	66,487	1,404	5,327	0	11,318	0	84	0	-	84,620	36.22
Fort Edward Free Library	18,500	1,404	2,827	0	26,776	4,245	9,361	521	3,616	67,250	19.93
Granville/Pember Library & Museum	26,304	1,345	7,635	0	103,110	7,936	9,579	4,432	192,848	353,189	138.89
Greenwich Free Library	148,609	1,433	7,500	0	20,692	6,531	-	7,568	28,793	221,126	44.74
Hudson Falls Free Library	84,597	4,464	2,500	0	2,000	7,571	2,319	2,676	-	106,127	6.90
Salem/Bancroft Public Library	47,310	1,404	2,500	0	3,952	0	74	2,919	0	58,159	61.48
Whitehall Free Library	25,000	1,433	2,500	0	800	3,221	31	80	-	33,065	6.69
Total Washington County	\$ 532,448	\$ 15,637	\$ 38,124	\$ 0	\$ 171,405	\$ 37,001	\$ 23,231	\$ 23,495	\$ 225,712	\$ 1,067,053	\$ 26.60
Grand Total	\$ 16,536,442	\$ 102,949	\$ 332,893	\$ 357,972	\$ 420,162	\$ 187,319	\$ 413,751	\$ 425,718	\$ 355,146	\$ 19,133,352	\$ 62.67

FINANCES: Operating Fund Expenditures

Library	All Other Expenses											
	Salaries & Benefits		Library Materials			Capital Expense	Building & Maint.	Misc. & Other	Contracts with Libraries/ Systems	All Other Expenses %	Total	
	\$	%	\$	%	\$ per capita	\$	\$	\$	\$	%	\$	\$ per capita
Hamilton County												
Indian Lake Public Library, Town Of	\$ 147,459	75.13%	\$ 29,205	14.88%	\$ 21.60	\$ 0	\$ 4,625	\$10,448	\$ 4,543	9.99%	\$ 196,280	\$ 145.18
Inlet Public Library, Town Of	11,691	20.68%	5,431	9.61%	16.31	17,778	11,875	\$8,089	1,671	69.71%	56,535	169.77
Lake Pleasant Public Library, Town of	50,907	68.24%	5,370	7.20%	6.88	0	0	\$15,476	2,849	24.56%	74,602	95.52
Cornelius V. Whitney Long Lake Public Library	71,804	49.62%	13,710	9.47%	22.96	0	11,334	\$44,907	2,956	40.91%	144,711	242.40
Raquette Lake Free Library	22,922	47.61%	12,515	26.00%	109.78	0	5,054	\$5,754	1,897	26.39%	48,142	422.30
Total Hamilton County	\$ 304,783	58.58%	\$ 66,231	12.73%	\$ 20.85	\$ 17,778	\$ 32,888	\$ 84,674	\$ 13,916	28.69%	\$ 520,270	\$ 163.76
Saratoga County												
Ballston Spa Public Library	\$ 172,578	76.91%	\$ 25,610	11.41%	\$ 4.73	\$ 1,145	\$ 6,184	\$ 10,367	\$ 8,506	11.68%	\$ 224,390	\$ 41.48
Burnt Hills/Ballston Community Public Library	327,782	61.04%	80,008	14.90%	9.26	0	71,493	38,816	18,893	24.06%	536,992	62.17
Clifton Park-Halfmoon Public Library	2,206,966	66.81%	333,693	10.10%	5.94	0	372,182	\$291,651	98,943	23.09%	3,303,435	58.84
Corinth Free Library	74,573	61.98%	14,863	12.35%	2.28	0	19,066	\$7,605	4,216	25.67%	120,323	18.42
Galway Public Library	75,344	58.31%	15,267	11.82%	2.17	0	7,823	\$25,954	4,823	29.87%	129,211	18.38
Mechanicville District Public Library	210,131	61.02%	50,983	14.81%	5.35	0	33,116	\$40,556	9,569	24.17%	344,355	36.11
Round Lake/WRLIS Library/Malta Branch	254,593	75.20%	33,987	10.04%	2.30	0	5,897	\$31,122	12,934	14.76%	338,533	22.93
Saratoga Springs Public Library	3,847,398	72.94%	465,010	8.82%	9.48	55,618	517,661	\$276,361	112,734	18.24%	5,274,782	107.50
Schuylerville Public Library	129,421	64.06%	13,107	6.49%	1.33	0	8,763	\$44,477	6,277	29.46%	202,045	20.45
Stillwater Free Library	92,693	47.48%	18,128	9.28%	2.44	30,839	10,347	\$38,600	4,637	43.24%	195,244	26.23
Waterford Public Library	212,375	74.66%	29,262	10.29%	5.06	1,705	13,831	\$20,441	6,853	15.06%	284,467	49.18
Total Saratoga County	\$ 7,603,854	69.42%	\$ 1,079,918	9.86%	\$ 5.99	\$ 89,307	\$ 1,066,363	\$ 825,950	\$ 288,385	20.72%	\$ 10,953,777	\$ 60.78
Warren County												
Bolton Free Library	\$ 51,291	43.91%	\$ 11,930	10.21%	\$ 5.13	\$ 0	\$ 35,756	\$14,070	\$ 3,768	45.88%	\$ 116,815	\$ 50.22
Brant Lake/Horicon Free Public Library	15,526	58.06%	4,642	17.36%	3.34	0	2,741	\$2,214	1,619	24.58%	26,742	19.25
Chester Public Library, Town Of	61,585	69.27%	13,773	15.49%	4.11	0	0	\$8,364	5,178	15.23%	88,900	26.50
Glens Falls/Crandall Public Library	2,407,365	71.17%	268,998	7.95%	4.69	0	243,219	\$381,343	81,746	20.88%	3,382,671	59.00
Johnsburg Library, Town Of	59,975	79.16%	7,255	9.58%	3.03	0	0	\$3,874	4,657	11.26%	75,761	31.63
Caldwell-Lake George Library	66,646	64.56%	7,749	7.51%	2.20	0	16,205	\$10,548	2,086	27.94%	103,234	29.37
Hadley-Luzerne Public Library	63,710	69.20%	3,503	3.81%	0.65	0	12,399	\$9,103	3,345	26.99%	92,060	17.06
Stony Creek Free Library	23,502	50.29%	3,361	7.19%	4.38	0	2,393	\$16,094	1,382	42.52%	46,732	60.93
Warrensburg/Richards Library	69,122	56.62%	12,854	10.53%	2.42	0	23,956	\$12,014	4,133	32.85%	122,079	22.98
Total Warren County	\$ 2,818,722	69.51%	\$ 334,065	8.24%	\$ 4.08	\$ -	\$ 336,669	\$ 457,624	\$ 107,914	22.25%	\$ 4,054,994	\$ 49.58
Washington County												
Argyle Free Library	\$ 35,718	60.27%	\$ 5,931	10.01%	\$ 1.57	\$ 0	\$ 5,572	\$ 9,663	\$ 2,379	29.72%	\$ 59,263	\$ 15.67
Cambridge Public Library	55,460	65.39%	13,499	15.92%	7.22	0	7,509	\$3,372	4,979	18.70%	84,819	45.36
Easton Library	26,076	51.03%	7,769	15.21%	3.33	0	4,174	\$10,874	2,202	33.76%	51,095	21.87
Fort Edward Free Library	29,208	51.97%	5,947	10.58%	1.76	0	9,135	\$9,416	2,491	37.44%	56,197	16.65
Granville/Pember Library & Museum	93,503	26.51%	10,482	2.97%	4.12	150,000	44,277	\$50,327	4,074	70.51%	352,663	138.68
Greenwich Free Library	94,131	55.59%	13,917	8.22%	2.82	0	28,324	\$20,961	11,985	36.19%	169,318	34.26
Hudson Falls Free Library	52,353	62.67%	12,455	14.91%	0.81	0	8,138	\$6,212	4,384	22.42%	83,542	5.43
Salem/Bancroft Public Library	40,559	67.47%	8,907	14.82%	9.42	0	0	\$7,442	3,202	17.71%	60,110	63.54
Whitehall Free Library	24,626	66.21%	3,930	10.57%	0.80	0	3,052	\$3,547	2,039	23.22%	37,194	7.53
Total Washington County	\$ 451,634	47.33%	\$ 82,837	8.68%	\$ 2.06	\$ 150,000	\$ 110,181	\$ 121,814	\$ 37,735	43.99%	\$ 954,201	\$ 23.78
Grand Total	\$11,178,993	67.82%	\$1,563,051	9.48%	\$ 5.12	\$ 257,085	\$ 1,546,101	\$ 1,490,062	\$ 447,950	22.70%	\$ 16,483,242	\$ 53.99



Workshops:

- Polaris/Overdrive
- Social Media
- Strategic Planning
- Early Literacy
- Disability Etiquette

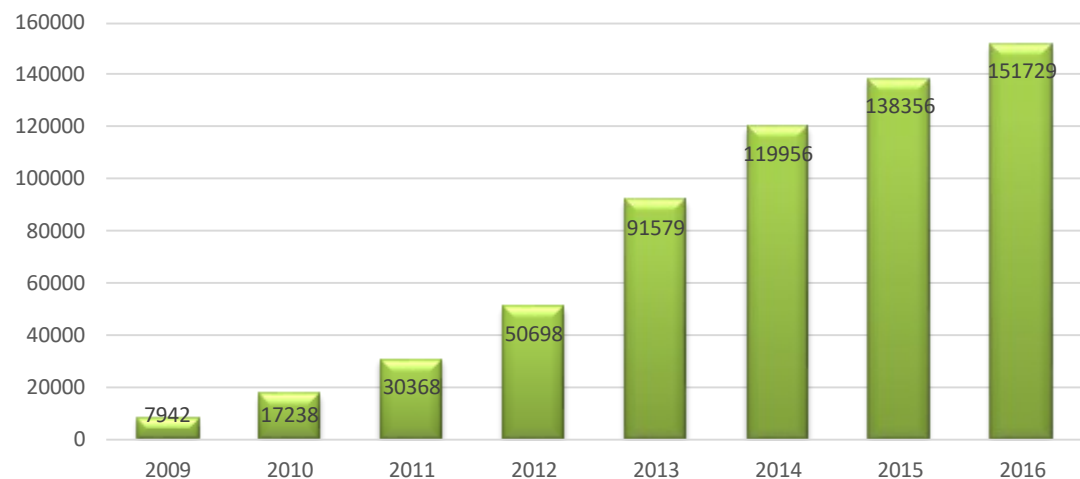
Attendance

- 37 sessions
- 971 participants

Consultations:

- 83% one-on-one consulting
- 52% small group consultations
- 72% annual report assistance
- 71% purchasing equipment, supplies and library materials
- 65% construction grant assistance

Overdrive Checkouts



WIRELESS SESSIONS 2016

Hamilton County

IND	3,261
ILT	5,004
LKP	2,025
LGL	3,308
RAQ	1,874

Total Hamilton County **15,472**

Saratoga County

BAL	2,247
BUR	10,280
CPH	49,956
COR	2,779
GAL	2,760
MEC	4,832
RDL/Malta	3,638
SAR	45,926
SVL	2,443
STI	3,136
WAT	1,822

Total Saratoga County **129,819**

Washington County

ARG	2,460
CAM	35,880
EAS	587
FTE	731
GRA	4,240
GRN	1,690
HUD	865
SLM	3,985
WHI	2,796

Total Washington Co. **53,234**

Warren County

BOL	2,392
BRL	2,345
CHT	1,994
GLE	21,396
JBG	1,371
LKG	1,958
LUZ	2,357
STO	610
WAR	2,923

Total Warren County **37,346**

SALS Challenge Grants 2016

Challenge Grants enable member libraries to embrace change, innovate, and develop new services.

Construction Challenge Grant Recipients

- ◆ Town of Ballston Community Library:
Refreshing & updating public space
- ◆ Galway Public Library:
Accessibility & walkway improvements
- ◆ Pember Library & Museum:
A/V equipment updates
- ◆ Town of Inlet Public Library:
Public computer relocation project

Seed Challenge Grant Recipients

- ◆ Town of Ballston Community Library:
Comprehensive Emergency Management Plan
- ◆ Clifton Park Halfmoon Public Library:
Digital Local History Media Lab Project
- ◆ Greenwich Free Library:
Hands-On Computers

SALS Designated Funds**Local Library Support Aid (LLSA)**

\$0.31 per capita or \$1,500, whichever is greater. In 2016 this grant was cut 6.43%

Total \$103,327

SALS Source: New York State categorical aid

County Aid

County Aid is a SALS pass-through disbursement. It was calculated for 2016 grants as follows:

Hamilton: Minimum \$1,150, balance based on circulation. Total \$11,500

Saratoga: Purchased OverDrive – downloadable e-content for Saratoga County member Libraries. Total \$30,600

Warren: \$21,600 to Crandall, minimum \$1,800, balance based on circulation. Total \$45,000

Source: Each county **2016 total for three counties: \$87,100**

Construction

Easton Library \$4,525; Greenwich Free Library \$48,416; Pember Library and Museum \$40,000; Saratoga Springs Public Library \$72,877; Stillwater Free Library \$52,500; Town of Ballston Community Library \$15,436; Town of Lake Pleasant Public Library \$80,027; Schuylerville Public Library \$82,874.

The ranking process and recommendation for funding amounts are determined by law, Education Commissioner's Regulation, and criteria developed by SALS' Board of Trustees as approved by the NYS Education Department.

Source: NYS categorical aid. Total amount \$396,655

County Youth Grants

Awards to enhance library services for youth through programming.

Source: Saratoga County Youth Bureau.

Amount disbursed: \$1,134

NYS Grants

Family Literacy \$981.96 provides funding for programs and materials to support Summer Reading Programs.

SALS Grants

LTA Scholarship \$655: Covers Member Libraries' Trustee fees for LTA.

NYS Grant-In-Aid (member item grants) \$250,000 disbursed to:

Argyle Free Library \$2,500

Ballston Spa Public Library \$15,000,

Bolton Free Library \$2,500

Horicon Free Public Library \$2,500,

Town of Ballston Comm. Library \$15,000

Cambridge Public Library \$5,000

Corinth Free Library \$15,000

Town of Chester Public Library \$2,500

Clifton Park-Halfmoon Public Library \$17,500

Easton Library \$5,000

Fort Edward Free Library \$2,500

Galway Public Library \$15,000

Crandall Public Library \$2,500

Pember Library & Museum \$2,500

Greenwich Free Library \$2,500

Hudson Falls Free Library \$2,500

Town of Inlet Public Library \$7,500

Town of Indian Lake Public Library \$15,000

Town of Johnsburg Library \$2,500

CVW Long Lake Public Library \$10,000

Caldwell-Lake George Library \$2,500

Town of Lake Pleasant Public Library \$10,000

Hadley-Luzerne Public Library \$6,500

Mechanicville District Public Library \$2,500

Raquette Lake Free Library \$7,500

WRLIS Library \$15,000

Saratoga Springs Public Library \$9,000

Salem-Bancroft Public Library \$2,500

Stillwater Free Library \$2,500

Stony Creek Free Library \$2,500

Schuylerville Public Library \$12,000

Warrensburg-Richards Library \$2,500

Waterford Public Library \$2,500, Whitehall Free Library \$2,500

Southern Adirondack Library System \$25,000

**Thank You
Senator Farley,
Senator Little
&
Senator
Marchione!**

SALS SERVICES: SALS Treasurer's Report

General Fund

Balance, December 31, 2015		\$ 2,349,127
Receipts:		
State Aid	\$ 1,848,162	
Income from Investments	2,448	
County Aid for Member Libraries	88,500	
Reimbursement of Prior Year Expenses - General Fund	7,471	
Reimbursement of Joint Automation Fees - Member Libraries	454,142	
Miscellaneous	6,075	
Transfer from Capital Fund	173,314	2,580,112
		<u>4,929,239</u>

Disbursements:

Grants to Member Libraries & Others - LLSA, Technology	\$ 511,197	
Joint Automation Fees - Member Libraries	438,553	
Delivery Service	187,939	
County Aid for Member Libraries	88,500	
Central Library Development Aid - Crandall Public Library	105,803	
Books, E-content & Other Library Materials	72,012	
Salaries for Personnel	467,229	
Employee and Retiree Benefits	290,198	
Operation and Maintenance of Building	39,401	
Operation and Maintenance of Vehicles	912	
Equipment Purchased	6,245	
Travel - Staff and Board	34,761	
Other Operating Expenses	86,606	2,329,356

Balance, December 31, 2016	<u><u>\$ 2,599,883</u></u>
-----------------------------------	----------------------------

Reconciliation of Ending Balance:

N.O.W. Checking Accounts	\$ 54,569
Money Market Savings and Certificates of Deposit	2,545,314
Total Cash and Investments	<u><u>\$ 2,599,883</u></u>

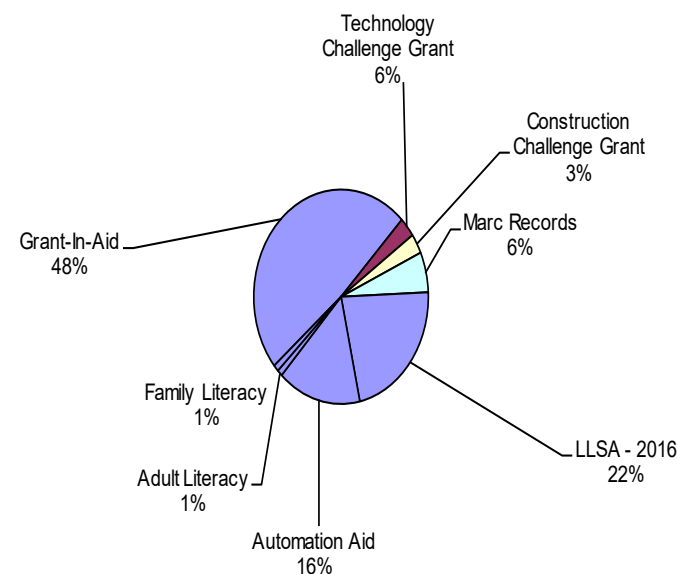
Trust and Agency Fund

Balance, December 31, 2015	\$ 5,475
Receipts: Transfers from General Fund	1,150,527
	<u>1,156,002</u>
Less: Disbursements	1,150,698
Balance, December 31, 2016	<u><u>\$ 5,304</u></u>

Capital Fund

Balance, December 31, 2015	\$ 173,314
Less: Transfers to General Fund	173,314
Balance, December 31, 2016	<u><u>\$ 0</u></u>

Distribution of \$353,513 in subsidies to member libraries





REPORT FOR 2016, OUR 58TH YEAR AS CENTRAL LIBRARY

The ***Central Library Plan of Service for 2012-2016*** has been our guide for providing the tools, resources and professional assistance to SALS member libraries and their patrons. As a receiver of state funds to provide system-wide access to nonfiction materials (in a variety of formats), we have continuously met the two goals of the sun-setting plan:

Goal 1: Crandall Public Library will provide access to adult nonfiction materials, resources and information in all formats for SALS member libraries to fulfill the role of Central Library per the requirements of NYS Education Law.

GOAL 2: Crandall Public Library will provide information services to benefit member libraries and the people who reside in Hamilton, Warren, Washington and Saratoga counties.

Highlights from 2016 include:

Interlibrary loan items were borrowed 36,489 times from the Central Library.

\$66,900 of Central Book Aid provided both new print nonfiction items and electronic resources such as Overdrive and Ancestry.com for all SALS cardholders.

Our staff answered over 89,000 reference questions. That is about 26 questions for every hour we were open to the public.

On behalf of the Crandall Public Library Board of Trustees and the Crandall Public Library it is our responsibility to work with the staff of SALS and member libraries in the upcoming year (2017) to develop an equally comprehensive and directed Plan of Service to provide for the needs of our communities. However, it is immutable that we will continue to use NYS aid to strengthen print and acquire electronic resources available to all SALS patrons and to continue excellent information services to all.

Furthermore, I would like to recognize the accommodating and constructive energies of Sara Dallas, Director of SALS, and her staff which allow the Central Library to thrive. Likewise, the SALS Board of Trustees and the JA professionals are to be praised for their dedication, guidance, and leadership. The 34 member libraries that use the services of the Central Library are also to be acknowledged for their never ending service to our communities.

Respectfully,

Kathleen U. Naftaly, Director

About Libraries Today

In 2015, the Aspen Institute released its report, *Rising to the Challenge: Re-Envisioning Public Libraries*. It identifies four strategies for public libraries to implement in order to thrive in an information-rich, knowledge-based society.

Align library services in support of community goals.

Libraries need to be intentional in the ways that they deploy resources in the community, and more deeply embedded in addressing the critical challenges facing the community. This will require a level of flexibility and adaptability to change as community needs change. It will also require collaboration among libraries, policy makers and community partners to redefine the role of libraries as institutions that inspire learning, drive development, grow social capital and create opportunities.

Provide access to content in all formats.

Procure and share e-books and other digital content on the same basis as physical versions.
Have affordable, universal broadband technologies that deliver and help create content.

Ensure the long-term sustainability of public libraries.

Identify reliable sources of revenue for daily operations as well as long-term planning and investment.
Explore alternative governance structures and business models that maximize efficient and sustainable library operations and customer service.
Measure outcomes rather than counting activities.
Balance the local and national library value proposition to consider economies of scale in a networked world without compromising local control.

Cultivate leadership.

Vision is a critical component of leadership. Every library needs a vision and a strategic plan for how to work with the community to directly align the library and its work with the community's educational, economic and other key goals. To do this, libraries must have input from all stakeholder groups in the community.

During 2016, we fulfilled our mission to improve and expand library services through the dedicated work of the Board of Trustees, SALS staff and our Central Library, Crandall Public Library in Glens Falls.

Administration

Sara Dallas
Jill Martz
Bill Rougier
Sharon Shyne

Consultants

Jennifer Ferriss
Erica Freudenberger
Jill Ryder

Joint Automation Staff

Mary Hanley
Michele Largeteau
David MacFarland
Christopher Mundell
Diane Robinson

Resource Sharing

Cindy Mirra

SALS Board of Trustees

Linda Borden
Christine Connell
Sandra Debus
Jordan Hornstein, Vice President
Paul Mays
Karen McComb
Frank Mezzano, President
Dale Nemer
Robert Odess
Sandi Payne
John Plantier
Russell Wise, Jr.

SALS Treasurer

Robert W. Jeffords

SALS Member Libraries

Hamilton County

Town of Indian Lake Public Library	648-5444
Town of Inlet Public Library	(315) 357-6494
Town of Lake Pleasant Public Library	548-4411
Cornelius Vanderbilt Whitney Long Lake Library	624-3825
Raquette Lake Free Library	(315) 354-4005

Saratoga County

Ballston Spa Public Library	885-5022
Burnt Hills, Town of Ballston Community Library	399-8174
Clifton Park - Halfmoon Public Library	371-8622
Corinth Free Library	654-6913
Galway Public Library	882-6385
Mechanicville District Public Library	664-4646
Round Lake Library	899-2285
Round Lake Library—Malta Branch	682-2495
Saratoga Springs Public Library	584-7860
Schuylerville Public Library	695-6641
Stillwater Free Library	664-6255
Waterford Public Library	237-0891

Warren County

Bolton Free Library	644-2233
Brant Lake, Horicon Free Public Library	494-4189
Town of Chester Public Library	494-5384
■ Glens Falls, Crandall Public Library	792-6508
Lake George, Caldwell-Lake George Library	668-2528
Luzerne, Hadley-Luzerne Public Library	696-3423
North Creek, Town of Johnsbury Library	251-4343
Stony Creek Free Library	696-5911
Warrensburg, Richards Library	623-3011

Washington County

Argyle Free Library	638-8911
Cambridge Public Library	677-2443
Easton Library	692-2253
Fort Edward Free Library	747-6743
Granville, Pember Library & Museum	642-2525
Greenwich Free Library	692-7157
Hudson Falls Free Library	747-6406
Salem, Bancroft Public Library	854-7463
Whitehall Free Library	499-1366

■ Central Reference Library