

# 2015 Statistical Summary



## SOUTHERN ADIRONDACK LIBRARY SYSTEM

Southern Adirondack Library System  
22 Whitney Place  
Saratoga Springs, NY 12866

Phone: 518-584-7300  
FAX: 518-587-5589  
[www.sals.edu](http://www.sals.edu)

"Libraries today are less about what they have for people and more about what they do for and with people. Library professionals promote opportunities for individuals and progress for communities."

- Libraries Transform Campaign



## *SALS Plan of Service 2012-2016*

The SALS Board of Trustees, working with Sandra Nelson, revised its Plan of Service. The member library staff and trustees clearly expressed the system services they needed in order to provide quality library services to their communities. The Plan was developed using data collected from the member libraries. The SALS 2015 budget was developed based upon the System Plan of Service.

The four service priorities chosen by our membership, regardless of library size and budget are:

- POLARIS
- Delivery and Interlibrary Loan
- Consulting and Continuing Education
- Technology

In June of 2015, member library staff and trustees were asked to complete a system use and satisfaction survey. The survey will help us measure, evaluate and allocate system resources for FY 2015.

SALS will be most effective when it focuses its resources on meeting its members' most important needs.

I want to thank the SALS Board of Trustees, the SALS staff and the membership for helping us define and improve our services to our community.

—Sara Dallas, Director

## TABLE OF CONTENTS

### Taking Stock

<b>Statistical Benchmarks &amp; Book Prices .....</b>	<b>4</b>
<b>2015 Trustee Awards .....</b>	<b>5</b>
<b>2015 Program Awards .....</b>	<b>6</b>
<b>Regulation 90.2: NYS Minimum Standards .....</b>	<b>7</b>
<b>Regulation 90.8: Library Director .....</b>	<b>7</b>
<b>Types of Libraries .....</b>	<b>8</b>
<b>Local Votes   How to .....</b>	<b>9</b>

### Operations

<b>2014/2015 Circulation Data .....</b>	<b>10</b>
Type/Area Chartered to serve	
2010 census pop. of chartered area	
2014/2015 circulation +/-	
2014/2015 circulation per capita +/- %	
<b>Cataloged Holdings .....</b>	<b>11</b>
Adult & YA Print Materials—% of holdings	
Juvenile Print Materials—% of holdings	
Non Print/AV—% of holdings	
Other Print & Electronic—% of holdings	
Total Holdings	
2015 Holdings per capita	
<b>Interlibrary Loan Resource Sharing ...</b>	<b>12-13</b>
Deliveries per Week 2013/2014	
2015 Borrowed   Loaned   Total Activity	
2014 Total Activity	
Total Activity change +/-   % Change	

<b>Library Operations .....</b>	<b>14</b>
Library Visits   Visits per capita	
Programs Held   Program Attendance	
Registered Borrowers	
Hours Open per Week	
Wireless Sessions	
Square Feet	
Year of Last Major Renovation or Addition	
In-House Use of Public PCs	
Staff FTE	
FTE Hours/Week	

### Finances

<b>Local Public Funds .....</b>	<b>15</b>
Local Funding from Chartered Area	
Chartered Local Funds per capita	
Other Local Funding	
County Aid	
Local Public Funds—Total   \$ per capita	
<b>Operating Fund Receipts .....</b>	<b>16</b>
Total Local Public Funds	
System Cash Grants	
Other State & Federal Aid	
Other	
Operating Fund Receipts	
Total   Receipts per capita	
<b>Operating Fund Expenditures .....</b>	<b>17</b>
Salaries & Benefits—% of Total	
Library Materials—% of Total   \$ per capita	
Capital Expense	
Building Expense	
Misc. & Other	
Contracts with Libraries/Systems	
All Other Expenses—%	
Total Expenditures   \$ per capita	

### SALS Services

<b>Consulting and Continuing Ed. ....</b>	<b>18</b>
<b>Technology .....</b>	<b>19</b>
OverDrive Use	
Wireless Use	
Challenge Grants	
<b>Explanation of SALS Grants .....</b>	<b>20</b>
<b>SALS Treasurer's Report   Distribution of Subsidies to Members .....</b>	<b>21</b>
<b>Central Library Report .....</b>	<b>22</b>
<b>About Libraries Today .....</b>	<b>23</b>
<b>Staff &amp; Trustees .....</b>	<b>24</b>
<b>SALS Member Libraries .....</b>	<b>25</b>

\*The statistics in this booklet were supplied by Member Libraries in their 2015 Annual Reports.

Averages	National	New York State	SALS Members	Your Library
Circulation per capita	9.97 <sup>3</sup>	9.73 <sup>6</sup>	10.60	(p. 10)
Library materials holdings per capita	5.35 <sup>4</sup>	5.06 <sup>2</sup>	5.95	(p. 11)
Per capita support (income) local public funding	\$45.05 <sup>3</sup>	\$53.65 <sup>2</sup>	\$52.07	(p. 15)
Per capita operating expenses	\$51.20 <sup>4</sup>	\$73.34 <sup>6</sup>	\$54.79	(p. 17)
Per capita expenses for library materials	—	\$5.06 <sup>2</sup>	\$5.26	(p. 17)
Budget distribution	—	68.3% for paid; 8.4% for materials <sup>6</sup>	66.28% for paid staff; 9.59% for materials	(p. 17)
Salaries	\$46,987 <sup>1</sup> (Average starting salary for a recent MLS/MSIS graduate in a public library)	NYLA suggests that the starting salary for library staff be comparable to people with similar education and responsibilities working in the same community		

<sup>1</sup>Library Journal, October, 2014—2015 data: <http://lj.libraryjournal.com/2015/10/placements-and-salaries/2015-survey/explore-all-the-data-2015/>

<sup>2</sup>Selected Public and Association Libraries Statistics: 1998-2013: <http://www.nysl.nysed.gov/libdev/libs/palstats.htm>

<sup>3</sup>Library Journal, February, 2013—2014 data: <http://lj.libraryjournal.com/2015/02/budgets-funding/paying-for-people-budgets-funding>

<sup>4</sup>2014 Public Library Data Service Statistical Report: Characteristics & Trends — 2013 data <http://www.plametrics.org/PLDS2014.pdf>

<sup>5</sup>School Library Journal, March 7th, 2016: <http://www.slj.com/2016/03/research/sljs-average-book-prices-for-2016/>

<sup>6</sup>Selected Public and Association Libraries Statistics: 1998-2012: <http://www.nysl.nysed.gov/libdev/libs/palstats.htm>

#### Average Book Prices 2016<sup>5</sup> School Library Journal, March 2016

Adult Fiction	2015/2016 YTD
Hardcover .....	\$26.98/\$27.08
Trade Paperback .....	\$16.06/\$16.45
Adult Nonfiction	
Hardcover .....	\$28.09/\$28.13
Trade Paperback .....	\$20.79/\$21.01
Mass-Market Paperback .....	\$7.69/\$7.64
Children's & YA Hardcover .....	\$18.45/\$18.78
eBooks .....	\$19.98/\$9.99 *
Audiobooks .....	\$57.95/\$57.99 *

\*Prices based on "American Sniper" by Chris Kyle as an example. These numbers were provided by our OverDrive Collection Specialist

## ***Library Trustees of the Year***

2015 Awards Presented on May 16, 2016 by the Southern Adirondack Library System  
at its 58th Annual Meeting

### ***Honoring Outstanding Service to a Member Library***

- 2015 Ken Bollerud, Saratoga Springs Public Library  
Tom Shaginaw, Town of Ballston Community Library
- 2014 Barbara Caimano, Crandall Public Library  
Arnold E. Elman, Clifton Park-Halfmoon Public Library
- 2013 Loretto Hosley, CV Whitney Long Lake Public Library  
Susan Jennings, Richards Library
- 2012 Larry Carr, Town of Johnsburg Library  
Cheryl Gold, Saratoga Springs Public Library
- 2011 Sandi Payne, Stony Creek Free Library  
Arlene Rhodes, Galway Public Library
- 2010 Hal Heusner, Bolton Free Library
- 2009 Sandra Debus, Round Lake Library  
Michael Marchese, Waterford Public Library
- 2008 Thomas Mellon, Stillwater Free Library  
Richard "Dick" Merrill, Crandall Public Library
- 2007 Cynthia Fosberry, Hadley-Luzerne Public Library  
Joseph E. Mastrianni, Bolton Free Library
- 2006 No award
- 2005 Robert Bartholomew, Town of Chester Public Library  
Christene Thurston, Clifton Park-Halfmoon Public Library

# Library Programs of the Year

2015 Awards Presented on May 16, 2016 by the Southern Adirondack Library System at its 58th Annual Meeting

## Clifton Park-Halfmoon Public Library for *Tuesday Bridges*

Through a partnership with Saratoga Bridges – an organization providing support to individuals with developmental disabilities since 1954 – Clifton Park-Halfmoon Public Library hosted a regular book club for Saratoga Bridges’ clients. They read “Hoot” by Carl Hiaasen and collaborated on a collage made from pages of a discarded copy of the book. This program was in response to community feedback, and participants reported increased self-esteem and a wonderful social experience. This important outreach effort promises to change lives as it continues forward.

## Crandall Public Library for *Crandall Cares/It's Cold Out There*

Crandall Public Library combined crafting with compassion by encouraging their library’s knitting club & other interested patrons to contribute any spare yarn they could, and to knit winter items for community members in need. Over 300 scarves, hats, gloves and mittens were strung in public places throughout the City of Glens Falls. The library plans to continue this heartwarming program. In knitting terms, they plan to “*inc* (increase) participation and *cont* (continue) to help those who have *sl* (slipped) through the system. Will \*\* (repeat) until the community need *decs* (decreases).”

Each item was accompanied by a note:

## Previous winners

- 2014 Argyle Free Library for *Underground Railroad Program*  
Cambridge Public Library for *Geek Squad Program*
- 2013 Stony Creek Free Library for *Joe McChesney Showcase*  
Clifton Park-Halfmoon Public Library for *The Holocaust Revisited: A Retrospective Review*
- 2012 Saratoga Springs Public Library for *Sensory Story Time and The Sunday Club*  
Town of Ballston Community Library for *Home Delivery Book Program*
- 2011 Clifton Park-Halfmoon Public Library for *Senior Expo*  
Stony Creek Free Library for *The Dirty Dozen Garden Club*
- 2010 Saratoga Springs Public Library for *Video Game Design Lab for Teens*  
Town of Ballston Community Library for *Camp Half Blood Overnight Event*
- 2009 Crandall Public Library for *The Reduced Shakespeare Company – Even Further Abridged*  
Galway Public Library for *Story Sculptures*
- 2008 Mechanicville Public Library for *Mechanicville Loser's Challenge*  
Corinth Free Library for *Living on the Edge*
- 2007 Greenwich Free Library for *Only the Message Mattered*  
Saratoga Springs Public Library for *Strengthening Families*
- 2006 Easton Library for *Irish Voices*  
Long Lake Library for *Vintage Aprons Exhibit*
- 2005 Galway Public Library for *Story Quilt*  
Town of Chester Public Library for *History Alive*

*It's cold out here  
But do not fear  
I'll keep you warm  
In cold or storm*

## TAKING STOCK: Minimum Standards

### Regulations of the Commissioner of Education

#### ***Regulation 90.2: Standards for Registration of Public, Free Association and Indian Libraries***

(a) A public, free association or Indian library will be registered if it meets the following standards satisfactory to the commissioner:

- (1) is governed by written bylaws which outline the responsibilities and procedures of the library board of trustees;
- (2) has a board-approved, written long-range plan of service;
- (3) presents an annual report to the community on the library's progress in meeting its goals and objectives;
- (4) has board-approved written policies for the operation of the library;
- (5) presents annually to appropriate funding agencies a written budget which would enable the library to meet or exceed these standards and to carry out its long-range plan of service;
- (6) periodically evaluates the effectiveness of the library's collection and services in meeting community needs;
- (7) is open the following scheduled hours (*see chart*)
- (8) maintains a facility to meet community needs, including adequate space, lighting, shelving, seating, and restroom;
- (9) has a telephone, photocopier, microcomputer, printer, telefacsimile machine and other equipment necessary to facilitate access to information;
- (10) distributes printed information listing the library's hours open, borrowing rules, services, location and phone number.
- (11) employs a paid director in accordance with the provisions of Section 90.8 of this Part (*see chart*)

(b) Any public, free association or Indian library registered by the department at the time this section takes effect shall be required to meet the standards for registration in subdivision (a) of this section on the following schedule:

- (1) meet the standards of paragraphs (1) through (5) and (10) of subdivision (a) of this section on or before January 1, 1995.
- (2) meet the standards of paragraph (6) of subdivision (a) of this section on or before January 1, 1997.

(3) meet the standards of paragraphs (7), (8), (9) and (11) of subdivision (a) of this section on or before January 1, 1999.

(c) **Variances.** If circumstances over which any public, free association or Indian library has no control prevent it from meeting one or more of the standards of service set forward in subdivision (a) of this section, such library may apply for a variance for such standard(s). The application for such variance shall be submitted for such library by the public library system of which such library is a member, in a form prescribed by the commissioner. No variance granted pursuant to this subdivision shall be deemed to relieve a public, free association or Indian library of any obligation imposed by any other provision of federal or state law.

#### ***Regulation 90.2: Scheduled Hours***

#### ***Regulation 90.8: Standards for Library Director***

Population	Minimum weekly hours open	Library Director
Up to 500	12	
500—2,499	20	
2,500—4,999	25	2 years/Associate degree
5,000—7,499	35	4 years/BA degree
7,500 —14,999	35	MLS/Professional Certificate or Certificate of Qualification
15,000—24,999	40	
25,000—99,999	55	
100,000 and above	60	

		PUBLIC LIBRARIES		
		Municipal Public Library	School District Public Library	Special District Public Library
HOW ESTABLISHED	By vote of association members or as trustees operating under a will or deed of trust.	By vote of county, city, town or village board; or by petition and referendum.	By vote of school district voters.	By special act of State legislature and vote of special district voters.*
CHARTER	Regents incorporate by charter.	Regents incorporate by charter.	Regents incorporate by charter.	Regents incorporate by charter.
REGISTRATION	Education Department registers. Must meet minimum standards in order to receive public funds.	Education Department registers. Must meet minimum standards in order to receive public funds.	Education Department registers. Must meet minimum standards in order to receive public funds.	Education Department registers. Must meet minimum standards in order to receive public funds.
TAX FUNDS	May receive appropriation from units of government. Also tax levy by vote of municipal or school district voters. Library should sign contract with appropriating unit. May petition municipal and/or school district tax payers for funds.	Budget approved by county, city, town, or village board. Also tax levy by vote of municipal or school district voters. May petition municipal and/or school district tax payers for funds.	Budget approved by school district voters. May also petition for a tax levy from municipalities.	Budget approved by district voters. May also petition for a tax levy from municipalities, unless enactment legislation specifies otherwise.
BONDING AUTHORITY	Not permitted. Requires a special act of legislation through Dormitory Authority of the State of New York (DASNY)	Municipal government may bond if it owns the library building	School district may bond if it owns the library building	A municipality may bond on behalf of district if legislation allows.*
BOARD OF TRUSTEES	Number: 5-25. Elected by association members. Term of office: set by charter.  Responsible to association membership and to Regents. Residential requirements may be established in bylaws.	Number: 5-15. Approved by municipal governing board; term of office: three or five years if established after 1921.** Responsible to municipal government, public, and Regents. Must be residents of municipality (except village library).	Number: 5-15. Elected by school district voters. Term of office: three or five years (if established after 1921).** Responsible to school district voters and Regents. Must be residents of school district.	Number: determined by enabling legislation. Elected by residents of special district. Term of office: five years or as defined by legislation. Responsible to special district voters and Regents. Residency requirements determined by enabling legislation.
COMMUNITY INVOLVEMENT	Public can join association and may vote for trustees.	Public "owns" library; votes for elected officials who are sympathetic to library needs.	Public "owns" library and votes directly for trustees and budget.	Public "owns" library and votes directly for trustees and budget.
RETIREMENT BENEFITS	May purchase retirement benefits from private vendor. Some may be in State Retirement System if specified in statute.	State Retirement System benefits through municipality.	State Retirement System benefits through school district or independently.	State Retirement System benefits if library district opts to participate.
CIVIL SERVICE	Employees not covered by Civil Service.	Employees subject to Civil Service Law.	Employees subject to Civil Service Law.	Employees subject to Civil Service Law.

\* Special library districts are created by act of the New York State Legislature. Each one is different and reflects the particular needs and situation of that district. There is no comprehensive legal definition of a special library district.

\*\* Became effective January 1, 1999.



**Stable, sufficient funding provides the security for a library's operating budget.**

Library	Budget Vote Held By	Type of Library	Voters live in	Budget Vote \$ Amount	Date Held
Argyle Free Library	Argyle Central School District	Assoc. Town	School District	\$29,400	5/19/2015
Ballston Spa Public Library	Ballston Spa Central School District	Public Village	School District	\$53,550	5/19/2015
Bancroft Public Library	Salem Central School District	Public Village	School District	\$20,523	5/19/2015
Cambridge Public Library	Cambridge Central School District	Public Village	School District	\$45,000	5/19/2014
Clifton Park-Halfmoon Public Library	Clifton Park-Halfmoon Library District	Special District	Special Legislative District	\$3,975,021	9/11/2014
Corinth Free Library	Corinth Central School District	Assoc. Town	School District	\$57,500	5/19/2015
Cornelius Vanderbilt Whitney Long Lake Library	Long Lake Central School District	School District	School District	\$134,130	6/16/2014
Crandall Public Library	Queensbury, Town of	Special District	Town	\$4,452,455	11/4/2014
Crandall Public Library	Glens Falls, City of	Special District	City	\$4,452,455	11/4/2014
Crandall Public Library	Moreau, Town of	Special District	Town	\$4,452,455	11/4/2014
Easton Library	Greenwich Central School District	Assoc. Town	School District	\$40,000	05/21/2013
Galway Public Library	Galway Central School District	School District	School District	\$132,710	06/10/2014
Greenwich Free Library	Greenwich Central School District	Assoc. Town	School District	\$90,034	5/21/2013
Hadley-Luzerne Public Library	Lake Luzerne, Town of	Public Town	Town	\$41,271	11/5/1996
Mechanicville District Public Library	Mechanicville City School District	School District	School District	\$338,677	5/11/2014
Raquette Lake Free Library	Raquette Lake Union Free School District	Assoc. School District	School District	\$10,000	5/19/2015
Richards Library	Warrensburg Central School District	Assoc. Other <sup>1</sup>	School District	\$98,100	05/15/2012
Saratoga Springs Public Library	Saratoga Springs City School District	School District	School District	\$5,078,265	4/16/2015
Schuylerville Public Library	Schuylerville Central School District	School District	School District	\$250,000	5/19/2015
Stillwater Free Library	Stillwater, Town of	Assoc. Other <sup>2</sup>	Town	\$127,360	11/04/2003
Stony Creek Free Library	Hadley-Luzerne Central School	Assoc. Town	School District	\$6,500	05/15/2012
Waterford Public Library	Waterford Halfmoon Union Free School District	School District	School District	\$260,437	6/3/2015
Whitehall Free Library	Whitehall Central School District	Assoc. School District	School District	\$15,000	5/19/2015
Woman's Round Lake Improvement Society	Malta, Town of	Assoc. Town	Town	\$291,000	11/08/2011

**Resource- Creating Public Library Districts in New York State: a "how-to" guide**

Developed by Panz Library Consulting, under a contract with New York State Library Development- <http://www.nysl.nysed.gov/libdev/libs/pldtools/index.html>

<sup>1</sup> As amended June 22, 2009, Richards Library is chartered to serve the towns of Warrensburg and Thurman, and also receives funds from the Bolton, Lake George, Athol, & Johnsburg School Districts


<sup>2</sup> As amended October 23, 2006, Stillwater Free Library is chartered to serve the town of Stillwater, with the exception of the Stillwater residents who also reside within the Mechanicville School District

		2010 Census Population	Circulation		2015-2014	Circulation per capita		2015/2014
Library	Type/Area Chartered to Serve		2014	2015	+ or -	2014	2015	+ or - %
<b>Hamilton County</b>								
Indian Lake Public Library, Town of	Public Town	1,352	17,405	15,609	(1,796)	12.87	11.55	-10.32%
Inlet Public Library, Town of	Public Town	333	3,395	4,196	801	10.20	12.60	23.59%
Lake Pleasant Public Library, Town of	Public Town	781	14,452	14,283	(169)	18.50	18.29	-1.17%
Cornelius V. Whitney Long Lake Public Library	PSD	597	15,360	14,676	(684)	25.73	24.58	-4.45%
Raquette Lake Free Library	Association School District	114	7,522	6,938	(584)	65.98	60.86	-7.76%
Total Hamilton County		<b>3,177</b>	<b>58,134</b>	<b>55,702</b>	<b>(2,432)</b>	<b>18.30</b>	<b>17.53</b>	
<b>Saratoga County</b>								
Ballston Spa Public Library	Public Village	5,409	65,420	54,260	(11,160)	12.09	10.03	-17.06%
Burnt Hills/Ballston Community Public Library	Public Town	8,638	135,399	130,028	(5,371)	15.67	15.05	-3.97%
Clifton Park-Halfmoon Public Library	PSLD	56,138	859,248	809,059	(50,189)	15.31	14.41	-5.84%
Corinth Free Library	Association Town	6,531	24,809	22,016	(2,793)	3.80	3.37	-11.26%
Galway Public Library	PSD	7,029	26,305	23,167	(3,138)	3.74	3.30	-11.93%
Mechanicville District Public Library	PSD	9,536	67,016	62,987	(4,029)	7.03	6.61	-6.01%
Round Lake/WRLIS Library/Malta Branch	Association Town	14,765	93,180	91,425	(1,755)	6.31	6.19	-1.88%
Saratoga Springs Public Library	PSD	49,070	964,431	914,839	(49,592)	19.65	18.64	-5.14%
Schuylerville Public Library	PSD	9,881	35,130	33,061	(2,069)	3.56	3.35	-5.89%
Stillwater Free Library	Association Other	6,830	25,352	26,222	870	3.71	3.84	3.43%
Waterford Public Library	PSD	5,784	46,865	42,533	(4,332)	8.10	7.35	-9.24%
Total Saratoga County		<b>179,611</b>	<b>2,343,155</b>	<b>2,209,597</b>	<b>(133,558)</b>	<b>13.05</b>	<b>12.30</b>	
<b>Warren County</b>								
Bolton Free Library	Association Town	2,326	21,932	21,133	(799)	9.43	9.09	-3.64%
Brant Lake/Horicon Free Public Library	Public Town	1,389	4,332	4,633	301	3.12	3.34	6.95%
Chester Public Library, Town of	Public Town	3,355	27,228	27,202	(26)	8.12	8.11	-0.10%
Glens Falls/Crandall Public Library	PSLD	57,329	699,431	672,372	(27,059)	12.20	11.73	-3.87%
Johnsburg Library, Town of	Public Town	2,395	29,035	25,546	(3,489)	12.12	10.67	-12.02%
Caldwell-Lake George Library	Association Town	3,515	11,300	11,263	(37)	3.21	3.20	-0.33%
Hadley-Luzerne Public Library	Public Town	5,395	18,012	15,367	(2,645)	3.34	2.85	-14.68%
Stony Creek Free Library	Association Town	767	5,147	4,036	(1,111)	6.71	5.26	-21.59%
Warrensburg/Richards Library	Association Other	5,313	17,120	22,374	5,254	3.22	4.21	30.69%
Total Warren County		<b>81,784</b>	<b>833,537</b>	<b>803,926</b>	<b>(29,611)</b>	<b>10.19</b>	<b>9.83</b>	
<b>Washington County</b>								
Argyle Free Library	Association Town	3,782	15,235	11,754	(3,481)	4.03	3.11	-22.85%
Cambridge Public Library	Public Village	1,870	31,119	29,738	(1,381)	16.64	15.90	-4.44%
Easton Library	Association Town	2,336	8,240	8,609	369	3.53	3.69	4.48%
Fort Edward Free Library	Association Village	3,375	8,944	5,081	(3,863)	2.65	1.51	-43.19%
Granville/Pember Library & Museum	Public Village	2,543	23,972	23,146	(826)	9.43	9.10	-3.45%
Greenwich Free Library	Association Town	4,942	45,911	40,154	(5,757)	9.29	8.13	-12.54%
Hudson Falls Free Library	Association School District	15,389	20,239	16,231	(4,008)	1.32	1.05	-19.80%
Salem/Bancroft Public Library	Public Village	946	20,304	18,223	(2,081)	21.46	19.26	-10.25%
Whitehall Free Library	Association School District	4,939	6,502	6,898	396	1.32	1.40	6.09%
Total Washington County		<b>40,122</b>	<b>180,466</b>	<b>159,834</b>	<b>(20,632)</b>	<b>4.50</b>	<b>3.98</b>	
<b>Grand Total Member Libraries</b>		<b>304,694</b>	<b>3,415,292</b>	<b>3,229,059</b>	<b>(186,233)</b>	<b>11.21</b>	<b>10.60</b>	<b>-5.45%</b>
SALS Population Chartered to Serve for Unserved Localities		<b>48,672</b>		PSLD - Public Special Legislative District		PSD - Public School District		
<b>SALS Population Chartered to Serve</b>		<b>353,366</b>						

# OPERATIONS: Cataloged Holdings

	Adult & YA Print Materials	% of total holdings	Juvenile Print Materials	% of total holdings	Other Print Materials	% of total holdings	Electronic Holdings	% of total holdings	Non-Print AV	% of total holdings	Total	2015 Holdings per capita
<b>Hamilton County</b>												
Indian Lake Public Library, Town of	17,269	41%	9,001	21%	495	1%	11,491	27%	4,192	10%	42,448	31.40
Inlet Public Library, Town of	3,912	20%	3,464	17%	59	0%	11,490	58%	899	5%	19,824	59.53
Lake Pleasant Public Library, Town of	8,617	31%	4,793	17%	455	2%	11,490	42%	2,313	8%	27,668	35.43
Cornelius V. Whitney Long Lake Public Library	7,490	29%	3,836	15%	23	0%	11,496	45%	2,838	11%	25,683	43.02
Raquette Lake Free Library	6,694	26%	4,331	17%	554	2%	11,488	45%	2,538	10%	25,605	224.61
Total Hamilton County	<b>43,982</b>	<b>31%</b>	<b>25,425</b>	<b>18%</b>	<b>1,586</b>	<b>1%</b>	<b>57,455</b>	<b>41%</b>	<b>12,780</b>	<b>9%</b>	<b>141,228</b>	<b>44.45</b>
<b>Saratoga County</b>												
Ballston Spa Public Library	15,496	37%	9,694	23%	896	2%	11,492	27%	4,762	11%	42,340	7.83
Burnt Hills/Ballston Community Public Library	30,649	45%	17,274	25%	77	0%	11,497	17%	8,638	13%	68,135	7.89
Clifton Park-Halfmoon Public Library	82,318	44%	63,279	34%	1,904	1%	12,841	7%	26,529	14%	186,871	3.33
Corinth Free Library	11,586	35%	6,297	19%	2,130	6%	11,490	35%	1,553	5%	33,056	5.06
Galway Public Library	14,896	36%	11,152	27%	223	1%	11,612	28%	3,630	9%	41,513	5.91
Mechanicville District Public Library	18,800	40%	9,388	20%	309	1%	11,670	25%	7,185	15%	47,352	4.97
Round Lake/WRLIS Library/Malta Branch	17,549	35%	15,478	31%	71	0%	11,492	23%	5,850	12%	50,440	3.42
Saratoga Springs Public Library	103,422	46%	63,882	29%	8,550	4%	11,857	5%	35,848	16%	223,559	4.56
Schuylerville Public Library	8,565	30%	6,308	22%	302	1%	11,491	40%	2,270	8%	28,936	2.93
Stillwater Free Library	7,842	26%	7,466	25%	57	0%	11,490	38%	3,219	11%	30,074	4.40
Waterford Public Library	8,409	28%	7,781	26%	40	0%	11,498	38%	2,700	9%	30,428	5.26
Total Saratoga County	<b>319,532</b>	<b>41%</b>	<b>217,999</b>	<b>28%</b>	<b>14,559</b>	<b>2%</b>	<b>128,430</b>	<b>16%</b>	<b>102,184</b>	<b>13%</b>	<b>782,704</b>	<b>4.57</b>
<b>Warren County</b>												
Bolton Free Library	7,956	28%	5,061	18%	2,171	8%	11,490	41%	1,672	6%	28,350	12.19
Brant Lake/Horicon Free Public Library	7,261	30%	3,921	16%	502	2%	11,490	47%	1,154	5%	24,328	17.51
Chester Public Library, Town of	11,146	30%	8,690	24%	697	2%	11,493	31%	4,798	13%	36,824	10.98
Glens Falls/Crandall Public Library	114,643	34%	49,721	15%	123,698	37%	11,573	3%	38,104	11%	337,739	5.89
Johnsburg Library, Town of	15,702	39%	5,669	14%	1,692	4%	11,515	29%	5,216	13%	39,794	16.62
Caldwell-Lake George Library	6,939	30%	3,010	13%	592	3%	11,501	50%	1,140	5%	23,182	6.60
Hadley-Luzerne Public Library	10,136	36%	4,049	14%	528	2%	11,491	41%	1,954	7%	28,158	5.22
Stony Creek Free Library	5,928	27%	2,662	12%	6	0%	11,490	52%	1,990	9%	22,076	28.78
Warrensburg/Richards Library	8,250	31%	4,693	18%	302	1%	11,491	44%	1,678	6%	26,414	4.97
Total Warren County	<b>187,961</b>	<b>33%</b>	<b>87,476</b>	<b>15%</b>	<b>130,188</b>	<b>23%</b>	<b>103,534</b>	<b>18%</b>	<b>57,706</b>	<b>10%</b>	<b>566,865</b>	<b>6.93</b>
<b>Washington County</b>												
Argyle Free Library	6,086	27%	3,987	14%	14	0%	11,491	50%	1,195	4%	22,773	6.02
Cambridge Public Library	6,183	21%	3,346	12%	5,313	18%	11,561	40%	2,656	9%	29,059	15.54
Easton Library	7,834	28%	5,730	21%	265	1%	11,519	42%	2,290	8%	27,638	11.83
Fort Edward Free Library	10,323	35%	5,119	17%	1,422	5%	11,492	39%	1,324	4%	29,680	8.79
Granville/Pember Library & Museum	11,871	37%	5,864	18%	559	2%	11,517	36%	2,294	7%	32,105	12.62
Greenwich Free Library	14,943	39%	8,335	22%	154	0%	11,599	30%	3,700	10%	38,731	7.84
Hudson Falls Free Library	15,970	38%	11,548	27%	372	1%	11,490	27%	2,627	6%	42,007	2.73
Salem/Bancroft Public Library	11,811	38%	5,686	18%	16	0%	11,490	37%	2,001	6%	31,004	32.77
Whitehall Free Library	6,025	24%	6,255	25%	157	1%	11,490	46%	1,314	5%	25,241	5.11
Total Washington County	<b>91,046</b>	<b>33%</b>	<b>55,870</b>	<b>20%</b>	<b>8,272</b>	<b>3%</b>	<b>103,649</b>	<b>37%</b>	<b>19,401</b>	<b>7%</b>	<b>278,238</b>	<b>6.93</b>
<b>Grand Total</b>	<b>642,521</b>	<b>36%</b>	<b>386,770</b>	<b>22%</b>	<b>154,605</b>	<b>9%</b>	<b>393,068</b>	<b>22%</b>	<b>192,071</b>	<b>11%</b>	<b>1,769,035</b>	<b>5.97</b>

		Dec. 2014	Dec. 2015	2015				2014	Total Activity	
Code	Library	Deliveries per Week	Deliveries per Week	Borrowed	Loaned	Borrow more than loan	Total Activity	Total Activity	Change + or -	% Change
	<b>Hamilton County</b>									
IND	Indian Lake Public Library, Town of	3	3	1,186	3,729	(2,543)	4,915	4,909	6	0.1%
ILT	Inlet Public Library, Town of	3	3	431	1,959	(1,528)	2,390	2,460	(70)	-2.8%
LKP	Lake Pleasant Public Library, Town of	3	3	2,836	2,961	(125)	5,797	5,997	(200)	-3.3%
LGL	Cornelius V. Whitney Long Lake Public Library	3	3	2,595	3,072	(477)	5,667	5,013	654	13.0%
RAQ	Raquette Lake Free Library	3	3	718	3,062	(2,344)	3,780	3,892	(112)	-2.9%
	Total Hamilton County	<b>15</b>	<b>15</b>	<b>7,766</b>	<b>14,783</b>		<b>22,549</b>	<b>22,271</b>	<b>278</b>	<b>1.2%</b>
	<b>Saratoga County</b>									
BAL	Ballston Spa Public Library	5	5	9,193	4,021	5,172	13,214	15,014	(1,800)	-12.0%
BUR	Burnt Hills/Ballston Community Public Library	5	5	9,279	19,724	(10,445)	29,003	32,814	(3,811)	-11.6%
CPH	Clifton Park-Halfmoon Public Library	5	5	50,584	20,655	29,929	71,239	77,900	(6,661)	-8.6%
COR	Corinth Free Library	5	5	4,146	4,010	136	8,156	8,695	(539)	-6.2%
GAL	Galway Public Library	3	3	3,773	4,713	(940)	8,486	8,199	287	3.5%
MEC	Mechanicville District Public Library	5	5	5,801	11,307	(5,506)	17,108	10,020	7,088	70.7%
RDL	Round Lake/WRLIS Library/Malta Branch	10	10	13,518	5,807	7,711	19,325	19,524	(199)	-1.0%
SAR	Saratoga Springs Public Library	5	5	40,314	42,342	(2,028)	82,656	86,323	(3,667)	-4.2%
SVL	Schuylerville Public Library	5	5	6,477	5,213	1,264	11,690	11,944	(254)	-2.1%
STI	Stillwater Free Library	5	5	3,729	5,711	(1,982)	9,440	9,377	63	0.7%
WAT	Waterford Public Library	5	5	2,699	2,469	230	5,168	5,374	(206)	-3.8%
	Total Saratoga County	<b>58</b>	<b>58</b>	<b>149,513</b>	<b>125,972</b>		<b>275,485</b>	<b>285,184</b>	<b>(9,699)</b>	<b>-3.4%</b>
	<b>Warren County</b>									
BOL	Bolton Free Library	3	3	1,713	3,363	(1,650)	5,076	5,291	(215)	-4.1%
BRL	Brant Lake/Horicon Free Public Library	3	3	930	1,258	(328)	2,188	2,145	43	2.0%
CHT	Chester Public Library, Town of	3	3	4,253	4,863	(610)	9,116	9,123	(7)	-0.1%
GLE	Glens Falls/Crandall Public Library	5	5	34,465	37,686	(3,221)	72,151	75,282	(3,131)	-4.2%
JBG	Johnsburg Library, Town of	3	3	3,158	6,057	(2,899)	9,215	9,903	(688)	-6.9%
LKG	Caldwell-Lake George Library	3	3	2,601	1,890	711	4,491	4,780	(289)	-6.0%
LUZ	Hadley-Luzerne Public Library	5	5	2,103	2,178	(75)	4,281	4,791	(510)	-10.6%
STO	Stony Creek Free Library	3	3	258	1,017	(759)	1,275	1,525	(250)	-16.4%
WAR	Warrensburg/Richards Library	3	3	4,147	3,184	963	7,331	5,697	1,634	28.7%
	Total Warren County	<b>31</b>	<b>31</b>	<b>53,628</b>	<b>61,496</b>		<b>115,124</b>	<b>118,537</b>	<b>(3,413)</b>	<b>-2.9%</b>
	<b>Washington County</b>									
ARG	Argyle Free Library	5	5	1,882	1,715	167	3,597	3,613	(16)	-0.4%
CAM	Cambridge Public Library	5	5	4,140	639	3,501	4,779	5,529	(750)	-13.6%
EAS	Easton Library	5	5	1,237	1,619	(382)	2,856	2,822	34	1.2%
FTE	Fort Edward Free Library	5	5	423	713	(290)	1,136	1,144	(8)	-0.7%
GRA	Granville/Pember Library & Museum	5	5	4,151	3,309	842	7,460	7,320	140	1.9%
GRN	Greenwich Free Library	5	5	7,777	5,616	2,161	13,393	13,745	(352)	-2.6%
HUD	Hudson Falls Free Library	5	5	2,195	3,636	(1,441)	5,831	5,040	791	15.7%
SLM	Salem/Bancroft Public Library	5	5	2,798	3,674	(876)	6,472	6,782	(310)	-4.6%
WHI	Whitehall Free Library	5	5	1,278	1,067	211	2,345	2,608	(263)	-10.1%
	Total Washington County	<b>45</b>	<b>45</b>	<b>25,881</b>	<b>21,988</b>		<b>47,869</b>	<b>48,603</b>	<b>(734)</b>	<b>-1.5%</b>
	<b>Grand Total</b>	<b>149</b>	<b>149</b>	<b>236,788</b>	<b>224,239</b>		<b>461,027</b>	<b>474,595</b>	<b>(13,568)</b>	<b>-2.9%</b>



Library	Library Visits	Library Visits per capita	Programs Held	Program Attend.	Registered Borrowers	Hours Open/ week	SQ.FT.	Year of Last Major Renovation/ Addition	In-Library Uses of Public PC's	#WiFi Access /year	Paid Staff FTE	FTE Hours/ Week
<b>Hamilton County</b>												
Indian Lake Public Library, Town of	22,776	16.85	74	776	1,381	27	3,750	2002	2,560	3,344	3.1	24
Inlet Public Library, Town of	10,050	30.18	47	689	854	14	1,500	N/A	4,250	3,584	1.3	14
Lake Pleasant Public Library, Town of	8,489	10.87	43	690	1,578	21	1,164	N/A	1,789	1,653	1.6	40
Cornelius V. Whitney Long Lake Public Library	19,557	32.76	34	755	1,426	28	3,130	2012	2,270	3,049	4.0	30
Raquette Lake Free Library	5,088	44.63	17	317	713	21	1,364	2009	555	2,209	1.4	21
Total Hamilton County	<b>65,960</b>	<b>20.76</b>	<b>215</b>	<b>3,227</b>	<b>5,952</b>				<b>11,424</b>	<b>13,839</b>	<b>11.4</b>	
<b>Saratoga County</b>												
Ballston Spa Public Library	51,100	9.45	109	2,036	5,770	39	6,660	2008	4,156	1,691	7.6	40
Burnt Hills/Ballston Community Public Library	113,000	13.08	450	9,425	6,832	51	11,000	N/A	4,550	6,928	11.0	35
Clifton Park-Halfmoon Public Library	421,994	7.52	1,167	32,225	46,111	70	55,000	2006	54,117	43,827	47.4	35
Corinth Free Library	14,742	2.26	110	1,436	2,785	35	3,434	1988	1,411	1,929	2.0	35
Galway Public Library	23,010	3.27	207	737	2,200	35	1,800	N/A	2,037	1,317	2.4	35
Mechanicville District Public Library	96,192	10.09	173	3,903	5,975	43	8,136	2013	13,154	4,632	10.0	35
Round Lake/WRLIS Library/Malta Branch	75,791	5.13	580	5,450	3,621	110	2,000/5,300	2010/2009	10,393	3,049	8.0	40
Saratoga Springs Public Library	478,613	9.75	1,725	31,449	48,043	70	58,000	1995	67,761	44,455	59.0	35
Schuylerville Public Library	32,218	3.26	163	5,636	2,230	38	3,120	N/A	3,487	2,736	1.8	34
Stillwater Free Library	16,457	2.41	124	1,826	1,725	43	2,650	2008	1,933	2,450	3.0	35
Waterford Public Library	41,020	7.09	94	837	3,904	57	3,000	2012	2,758	1,434	3.7	35
Total Saratoga County	<b>1,364,137</b>	<b>7.59</b>	<b>4,902</b>	<b>94,960</b>	<b>129,196</b>				<b>165,757</b>	<b>114,448</b>	<b>155.8</b>	
<b>Warren County</b>												
Bolton Free Library	36,850	15.84	134	2,095	3,107	40	3,600	2001	19,001	2,360	3.0	40
Brant Lake/Horicon Free Public Library	1,952	1.41	7	340	628	20	1,800	N/A	603	1,855	1.0	20
Chester Public Library, Town of	16,432	4.90	103	1,397	2,169	31	3,500	2001	2,267	1,963	1.8	40
Glens Falls/Crandall Public Library	412,185	7.19	1,649	42,235	50,832	65	52,500	2008	58,242	N/A	45.0	35
Johnsburg Library, Town of	29,668	12.39	130	1,378	1,970	24	4,000	1999	6,100	1,413	1.8	32
Caldwell-Lake George Library	8,963	2.55	49	515	1,053	45	2,105	1971	975	725	3.0	36
Hadley-Luzerne Public Library	13,627	2.53	98	1,429	1,800	39	4,000	1999	3,061	1,904	2.2	32
Stony Creek Free Library	3,766	4.91	95	1,086	397	20	1,680	1994	841	484	1.5	20
Warrensburg/Richards Library	20,706	3.90	178	1,948	1,988	42	4,530	2013	4039	2,133	2.3	37
Total Warren County	<b>544,149</b>	<b>6.65</b>	<b>2,443</b>	<b>52,423</b>	<b>63,944</b>				<b>95,129</b>	<b>12,837</b>	<b>61.6</b>	
<b>Washington County</b>												
Argyle Free Library	7,368	1.95	10	214	990	25	2,185	2011	1,024	2,057	1.2	25
Cambridge Public Library	32,998	17.65	143	1,756	2,581	26	4,032	1986	11,988	10,371	2.7	40
Easton Library	7,406	3.17	182	1,894	365	25	3,100	1993	502	453	1.3	25
Fort Edward Free Library	4,901	1.45	33	965	554	29	3,600	1996	922	466	1.9	29
Granville/Pember Library & Museum	24,388	9.59	89	1,694	4,099	32	3,000	2004	1,650	4,410	5.0	35
Greenwich Free Library	39,232	7.94	221	4,014	3,639	47	5,540	2003	7,115	4,538	2.7	35
Hudson Falls Free Library	36,068	2.34	129	7,432	3,019	40	3,850	2006	6,015	738	2.2	35
Salem/Bancroft Public Library	14,508	15.34	187	1,539	1,508	26	1,776	1976	3,724	6,349	0.9	39
Whitehall Free Library	5,790	1.17	32	253	1,477	25	3,488	N/A	1,126	1,526	2.5	25
Total Washington County	<b>172,659</b>	<b>4.30</b>	<b>1,026</b>	<b>19,761</b>	<b>18,232</b>				<b>34,066</b>	<b>30,908</b>	<b>20.3</b>	
<b>Grand Total</b>	<b>2,146,905</b>	<b>7.05</b>	<b>8,586</b>	<b>170,371</b>	<b>217,324</b>				<b>306,376</b>	<b>172,032</b>	<b>249.1</b>	

# FINANCES: Local Public Funds

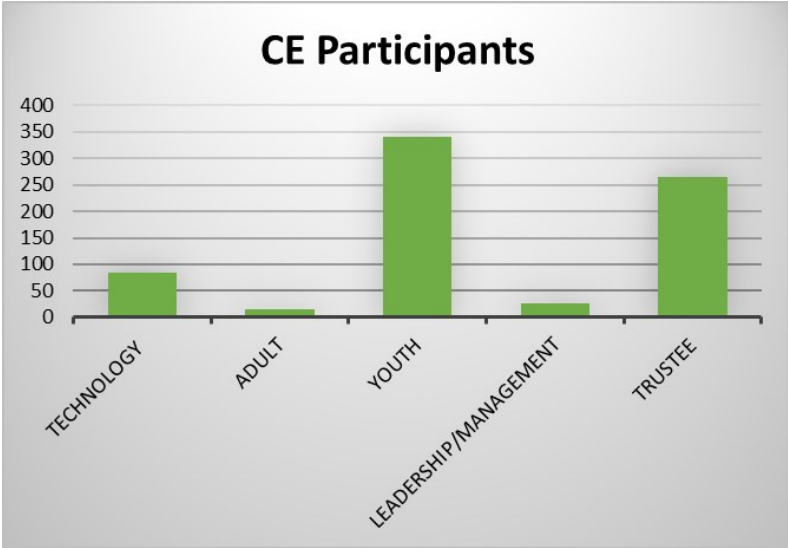
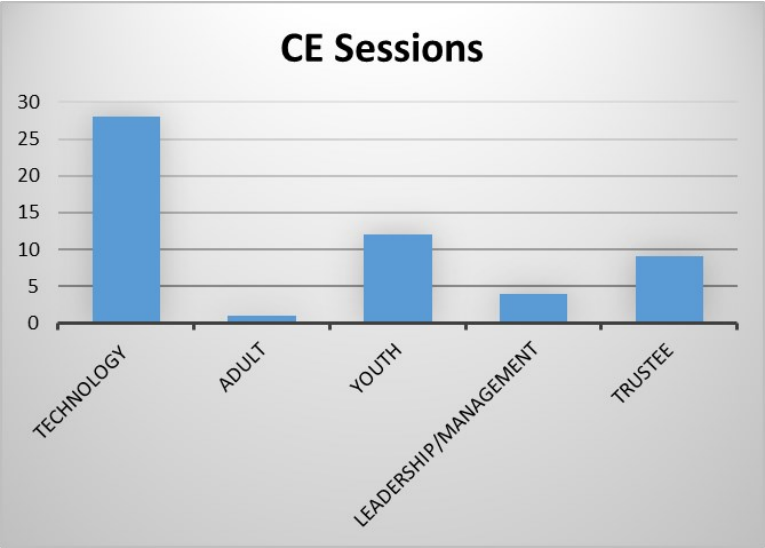
			Local Funding from Chartered Service Area				Other Local Funding					Local Public Funds	
Library	Type/Area Chartered to Serve	2010 Census Population Chartered to Serve	Town, City or Special	Village	School	Chartered Local Per Capita	Town or City	Village	School	Other	County Aid	Total	Per capita
Hamilton County													
Indian Lake Public Library, Town of	Public Town	1,352	182,628			135.08					2,925	185,553	137.24
Inlet Public Library, Town of	Public Town	333	14,697			44.14			2,800		1,150	18,647	56.00
Lake Pleasant Public Library, Town of	Public Town	781	66,201			84.76					2,429	68,630	87.87
Cornelius V. Whitney Long Lake Public Library	PSD	597			134,130	224.67						134,130	224.67
Raquette Lake Free Library	Assoc. School	114			10,000	87.72	20,000				1,264	31,264	274.25
Total Hamilton County		3,177	\$ 263,526	\$ 0	\$144,130	\$ 128.31	\$ 20,000	\$ 0	\$ 2,800	\$ 0	\$ 7,768	\$ 438,224	\$ 137.94
Saratoga County													
Ballston Spa Public Library	Public Village	5,409		67,800		12.53	41,000		53,550			162,350	30.01
Burnt Hills/Ballston Community Public Library	Public Town	8,638	481,800			55.78	39,100					520,900	60.30
Clifton Park-Halfmoon Public Library	PSLD	56,138	3,975,021			70.81						3,975,021	70.81
Corinth Free Library	Assoc. Town	6,531	14,500			2.22		13,500	56,500			84,500	12.94
Galway Public Library	PSD	7,029			132,808	18.89						132,808	18.89
Mechanicville District Public Library	PSD	9,536			338,677	35.52	5,000					343,677	36.04
Round Lake/WRLIS Library/Malta Branch	Assoc. Town	14,765	291,000			19.71						291,000	19.71
Saratoga Springs Public Library	PSD	49,070			5,068,200	103.29						5,068,200	103.29
Schuylerville Public Library	PSD	9,881			101,400	10.26						101,400	10.26
Stillwater Free Library	Assoc. Other	6,830	127,360			18.65						127,360	18.65
Waterford Public Library	PSD	5,784			255,691	44.21	2,000					257,691	44.55
Total Saratoga County		179,611	\$ 4,889,681	\$ 67,800	\$ 5,896,776	\$ 60.43	\$ 87,100	\$ 13,500	\$ 110,050	\$ -	\$ -	\$ 11,064,907	\$ 61.60
Warren County													
Bolton Free Library	Assoc. Town	2,326	47,500			20.42					2,709	50,209	21.59
Brant Lake/Horicon Free Public Library	Public Town	1,389	21,849			15.73					1,400	23,249	16.74
Chester Public Library, Town Of	Public Town	3,355	65,448			19.51					3,364	68,812	20.51
Glens Falls/Crandall Public Library	PSLD	57,329	3,324,638			57.99					16,800	3,341,438	58.29
Johnsburg Library, Town Of	Public Town	2,395	59,406			24.80					3,587	62,993	26.30
Caldwell-Lake George Library	Assoc. Town	3,515	90,143			25.65					1,400	91,543	26.04
Hadley-Luzerne Public Library	Public Town	5,395	62,271			11.54					2,225	64,496	11.95
Stony Creek Free Library	Assoc. Town	767	21,500			28.03			6,500		1,400	29,400	38.33
Warrensburg/Richards Library	Assoc. Other	5,313			98,100	18.46						98,100	18.46
Total Warren County		81,784	\$ 3,692,755	\$ 0	\$ 98,100	\$ 46.35	\$ 0	\$ 0	\$ 6,500	\$ 0	\$ 32,885	\$ 3,830,240	\$ 46.83
Washington County													
Argyle Free Library	Assoc. Town	3,782	10,000			2.64			29,400			39,400	10.42
Cambridge Public Library	Public Village	1,870		26,041		13.93	3,650		45,000			74,691	39.94
Easton Library	Assoc. Town	2,336	26,500			11.34			39,996			66,496	28.47
Fort Edward Free Library	Assoc. Village	3,375		6,000		1.78	7,500		5,000			18,500	5.48
Granville/Pember Library & Museum	Public Village	2,543		15,649		6.15	16,375					32,024	12.59
Greenwich Free Library	Assoc. Town	4,942	42,500			8.60		14,000	90,034			146,534	29.65
Hudson Falls Free Library	Assoc. School	15,389			30,000	1.95	30,000	23,880				83,880	5.45
Salem/Bancroft Public Library	Public Village	946		13,500		14.27	13,000		20,523			47,023	49.71
Whitehall Free Library	Assoc. School	4,939			15,000	3.04	10,000					25,000	5.06
Total Washington County		40,122	\$ 79,000	\$ 61,190	\$45,000	\$ 4.62	\$ 80,525	\$ 37,880	\$ 229,953	\$ 0	\$ 0	\$ 533,548	\$ 13.30
Grand Total													
		304,694	\$ 8,924,962	\$ 128,990	\$ 6,184,006	\$ 50.01	\$ 187,625	\$ 51,380	\$ 349,303	\$ -	\$ 40,653	\$ 15,866,919	\$ 52.07

# FINANCES: Operating Fund Receipts

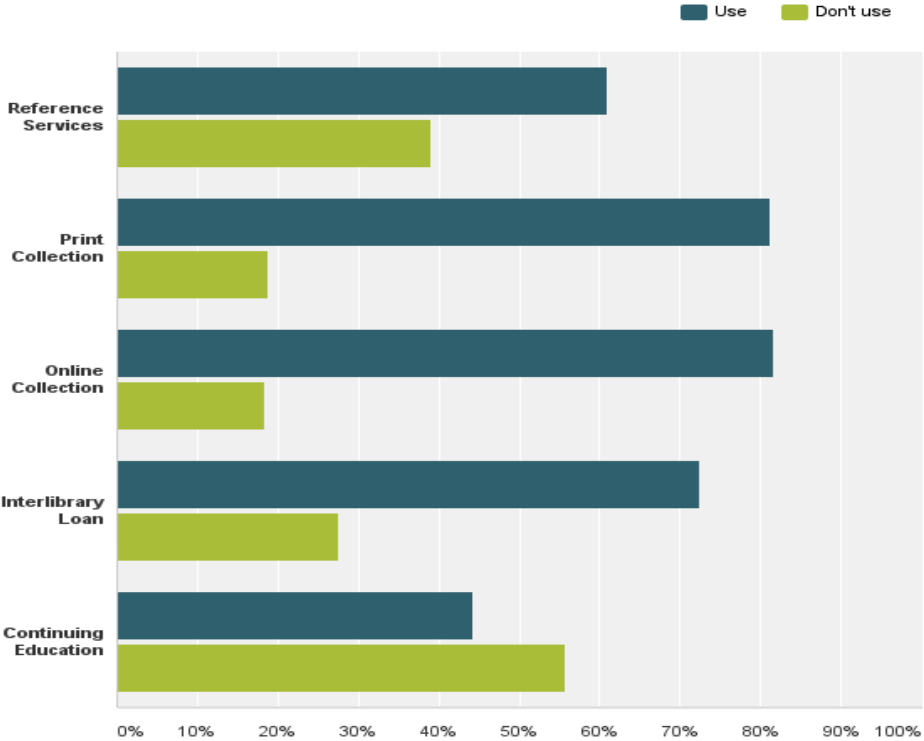
Library	Total Local Public Funds	System Cash Grants to Member Library Designated State & Other Aid		Other State & Federal Aid	Other					Operating Fund Receipts	
		Local Library Services Aid	CLDA, Other State & Other		Gifts & Endow - ments	Fund Raising	Investment Income	Library Charges/ Fines	Other Misc.	Total	Per capita
Hamilton County											
Indian Lake Public Library, Town of	\$ 185,553	\$ 1,345	20628	\$ 0	\$ 8,780	\$ 0	\$ 18	\$ 230	\$ 286	\$ 216,840	\$ 160.38
Inlet Public Library, Town of	18,647	1,345	5000	0	4,291	8,078	0	195	21	37,577	112.84
Lake Pleasant Public Library, Town of	68,630	1,346	0	0	250	0	44	1,092	0	71,362	91.37
Cornelius V. Whitney Long Lake Public Library	134,130	1,272	3293	5,000	0	0	55	1,334	0	145,084	243.02
Raquette Lake Free Library	31,264	1,345	5000	0	22,600	3,566	41	262	0	64,078	562.09
Total Hamilton County	\$ 438,224	\$ 6,653	\$ 33,921	\$ 5,000	\$ 35,921	\$ 11,644	\$ 158	\$ 3,113	\$ 307	\$ 534,941	\$ 168.38
Saratoga County											
Ballston Spa Public Library	\$ 162,350	\$ 1,504	\$ 10,628	\$ 0	\$ 1,557	\$ 1,138	\$ 254	\$ 5,584	\$ 0	\$ 183,015	\$ 33.84
Burnt Hills/Ballston Community Public Library	520,900	2,402	10,628	119,755	0	0	0	14,745	2,788	671,218	77.71
Clifton Park-Halfmoon Public Library	3,975,021	15,610	14,793	0	26,361	0	4,075	93,935	4,600	4,134,395	73.65
Corinth Free Library	84,500	1,816	10,628	0	4,339	0	2,045	2,928	739	106,995	16.38
Galway Public Library	132,808	1,847	3,793	0	13,998	0	980	4,837	2,297	160,560	22.84
Mechanicville District Public Library	343,677	2,505	1,697	0	2,989	0	45	7,500	10,090	368,503	38.64
Round Lake/WRLIS Library/Malta Branch	291,000	4,106	10,628	0	29,281	1,145	172	10,659	6,797	353,788	23.96
Saratoga Springs Public Library	5,068,200	13,645	2,628	67,010	52,738	0	2,515	123,715	58,274	5,388,725	109.82
Schuylerville Public Library	101,400	1,300	2,890	0	266	0	0	4,576	58	110,490	11.18
Stillwater Free Library	127,360	1,899	2,628	0	6,343	13,021	394	3,354	290	155,289	22.74
Waterford Public Library	257,691	1,893	2,628	23,279	393	2,216	0	8,247	1,444	297,791	51.49
Total Saratoga County	\$ 11,064,907	\$ 48,527	\$ 73,569	\$ 210,044	\$ 138,265	\$ 17,520	\$ 10,480	\$ 280,080	\$ 87,377	\$ 11,930,769	\$ 66.43
Warren County											
Bolton Free Library	\$ 50,209	\$ 1,346	\$ 2,500	\$ 0	\$ 11,398	\$ 30,353	\$ 35	\$ 1,901	\$ 0	\$ 97,742	\$ 42.02
Brant Lake/Horicon Free Public Library	23,249	1,346	2,500	0	1,535	0	31	275	90	29,026	20.90
Chester Public Library, Town of	68,812	1,346	2,500	0	14,738	0	40	2,164	0	89,600	26.71
Glens Falls/Crandall Public Library	3,341,438	15,941	103,928	75,310	89,177	112,223	370,174	104,407	13,604	4,226,202	73.72
Johnsburg Library, Town of	62,993	1,345	2,793	0	9,735	2,296	11	3,201	0	82,374	34.39
Caldwell-Lake George Library	91,543	1,346	3,128	0	8,777	2,658	96	1,580	792	109,920	31.27
Hadley-Luzerne Public Library	64,496	1,500	5,128	17,179	2,085	2,765	0	3,651	775	97,579	18.09
Stony Creek Free Library	29,400	1,346	2,793	0	5,659	11,734	0	189	70	51,191	66.74
Warrensburg/Richards Library	98,100	1,477	2,500	2,155	10,233	0	12	2,308	2,899	119,684	22.53
Total Warren County	\$ 3,830,240	\$ 26,993	\$ 127,770	\$ 94,644	\$ 153,337	\$ 162,029	\$ 370,399	\$ 119,676	\$ 18,230	\$ 4,903,318	\$ 59.95
Washington County											
Argyle Free Library	\$ 39,400	\$ 1,346	\$ 3,128	\$ 0	\$ 906	\$ 4,723	\$ 3,388	\$ 1,565	\$ 364	54,820	\$ 14.49
Cambridge Public Library	74,691	1,346	4,835	0	79	0	12	3,223	0	84,186	45.02
Easton Library	66,496	1,346	4,793	0	954	0	84	374	-	74,047	31.70
Fort Edward Free Library	18,500	1,345	2,793	0	34,078	3,291	-	567	3,724	64,298	19.05
Granville/Pember Library & Museum	32,024	1,345	3,128	0	36,704	14,433	5,629	3,315	122,655	219,233	86.21
Greenwich Free Library	146,534	1,374	3,128	0	21,332	3,146	-	3,788	14,496	193,798	39.21
Hudson Falls Free Library	83,880	4,279	3,128	0	1,446	5,195	2,651	2,550	3,180	106,309	6.91
Salem/Bancroft Public Library	47,023	1,346	2,500	0	6,362	0	156	2,621	0	60,008	63.43
Whitehall Free Library	25,000	1,373	2,835	0	2,434	3,238	0	586	-	35,466	7.18
Total Washington County	\$ 533,548	\$ 15,100	\$ 30,268	\$ 0	\$ 104,295	\$ 34,026	\$ 11,920	\$ 18,589	\$ 144,419	\$ 892,165	\$ 22.24
Grand Total	\$ 15,866,919	\$ 97,273	\$ 265,528	\$ 309,688	\$ 431,818	\$ 225,219	\$ 392,957	\$ 421,458	\$ 250,333	\$ 18,261,193	\$ 59.93



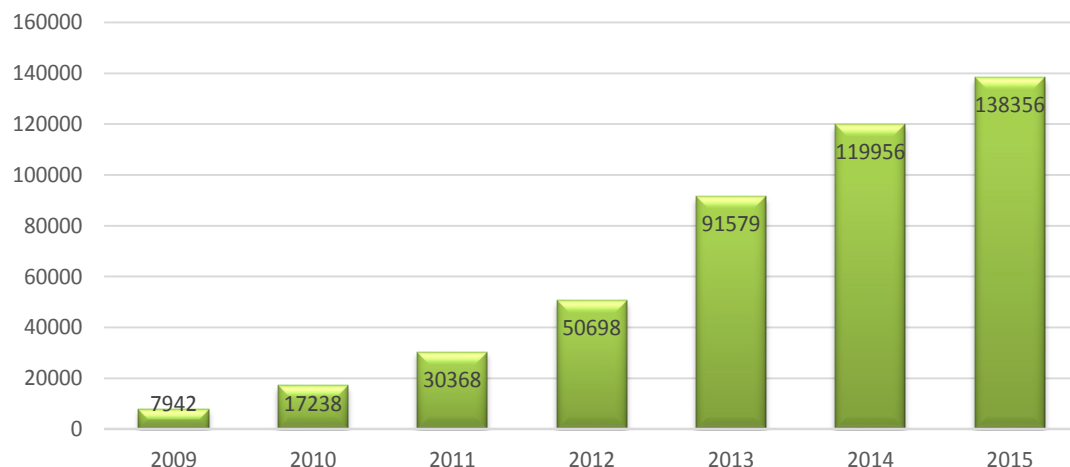
						All Other Expenses						
Library	Salaries & Benefits		Library Materials			Capital Expense	Building & Maint.	Misc. & Other	Contracts with Libraries/ Systems	All Other Expense s %	Total	
	\$	%	\$	%	\$ per capita	\$	\$	\$	\$	%	\$	\$ per capita
Hamilton County												
Indian Lake Public Library, Town Of	\$ 120,766	63.79%	\$ 22,348	11.80%	\$ 16.53	\$ 0	\$ 30,675	\$10,771	\$ 4,767	24.41%	\$ 189,327	\$140.03
Inlet Public Library, Town Of	11,269	37.28%	5,632	18.63%	16.91	2,000	7,528	\$2,456	1,345	44.09%	30,230	90.78
Lake Pleasant Public Library, Town of	54,974	75.29%	5,945	8.14%	7.61	0	0	\$9,155	2,945	16.57%	73,019	93.49
Cornelius V. Whitney Long Lake Public Library	62,515	51.07%	13,587	11.10%	22.76	0	15,412	\$28,143	2,758	37.83%	122,415	205.05
Raquette Lake Free Library	22,013	31.28%	15,133	21.50%	132.75	0	20,995	\$10,363	1,870	47.22%	70,374	617.32
Total Hamilton County	\$ 271,537	55.94%	\$ 62,645	12.91%	\$ 19.72	\$ 2,000	\$ 74,610	\$ 60,888	\$ 13,685	31.15%	\$ 485,365	\$ 152.77
Saratoga County												
Ballston Spa Public Library	\$ 164,519	74.38%	\$ 23,583	10.66%	\$ 4.36	\$ 682	\$ 11,221	\$ 12,893	\$ 8,279	14.95%	\$ 221,177	\$ 40.89
Burnt Hills/Ballston Community Public Library	331,027	50.91%	69,767	10.73%	8.08	47,808	126,831	56,910	17,815	38.35%	650,158	75.27
Clifton Park-Halfmoon Public Library	2,209,223	67.45%	366,879	11.20%	6.54	0	310,309	\$287,278	101,556	21.35%	3,275,245	58.34
Corinth Free Library	73,074	67.07%	15,055	13.82%	2.31	0	11,206	\$5,665	3,945	19.11%	108,945	16.68
Galway Public Library	76,825	47.95%	19,252	12.02%	2.74	0	13,523	\$45,583	5,038	40.03%	160,221	22.79
Mechanicville District Public Library	225,026	59.97%	49,892	13.30%	5.23	0	53,320	\$47,001	0	26.74%	375,239	39.35
Round Lake/WRLIS Library/Malta Branch	240,872	76.98%	31,524	10.08%	2.14	0	5,119	\$22,256	13,112	12.94%	312,883	21.19
Saratoga Springs Public Library	3,636,670	72.51%	441,993	8.81%	9.01	53,156	474,667	\$282,789	126,221	18.68%	5,015,496	102.21
Schuylerville Public Library	62,126	44.94%	12,615	9.12%	1.28	2,918	11,494	\$43,478	5,616	45.94%	138,247	13.99
Stillwater Free Library	78,611	37.33%	17,320	8.22%	2.54	67,856	13,427	\$29,157	4,226	54.45%	210,597	30.83
Waterford Public Library	192,668	63.23%	37,739	12.39%	6.52	12,738	18,664	\$36,687	6,199	24.38%	304,695	52.68
Total Saratoga County	\$ 7,290,641	67.68%	\$ 1,085,619	10.08%	\$ 6.34	\$ 185,158	\$1,049,781	\$ 869,697	\$292,007	22.25%	\$10,772,903	\$ 62.96
Warren County												
Bolton Free Library	\$ 46,799	50.49%	\$ 11,690	12.61%	\$ 5.03	\$ 110	\$ 20,547	\$10,327	\$ 3,225	36.90%	\$ 92,698	\$ 39.85
Brant Lake/Horicon Free Public Library	15,887	59.68%	2,682	10.08%	1.93	0	1,737	\$4,543	1,770	30.24%	26,619	19.16
Chester Public Library, Town Of	61,637	67.07%	12,431	13.53%	3.71	0	0	\$12,640	5,192	19.40%	91,900	27.39
Glens Falls/Crandall Public Library	2,370,635	71.73%	252,604	7.64%	4.41	0	252,222	\$344,635	84,920	20.63%	3,305,016	57.65
Johnsburg Library, Town Of	57,835	76.05%	7,830	10.30%	3.27	0	0	\$5,253	5,130	13.65%	76,048	31.75
Caldwell-Lake George Library	64,494	59.05%	7,182	6.58%	2.04	0	21,371	\$13,731	2,440	34.37%	109,218	31.07
Hadley-Luzerne Public Library	64,940	67.09%	4,846	5.01%	0.90	0	18,004	\$5,443	3,566	27.91%	96,799	17.94
Stony Creek Free Library	27,528	48.82%	3,870	6.86%	5.05	0	1,885	\$21,400	1,700	44.31%	56,383	73.51
Warrensburg/Richards Library	70,673	56.60%	11,421	9.15%	2.15	0	21,506	\$17,366	3,895	34.25%	124,861	23.50
Total Warren County	\$ 2,780,428	69.87%	\$ 314,556	7.90%	\$ 3.85	\$ 110	\$ 337,272	\$ 435,338	\$111,838	22.23%	\$ 3,979,542	\$ 48.66
Washington County												
Argyle Free Library	\$ 25,630	47.41%	\$ 7,677	14.20%	\$ 2.03	\$ 0	\$ 7,268	\$ 10,557	\$ 2,934	38.40%	\$ 54,066	\$ 14.30
Cambridge Public Library	52,602	62.48%	13,526	16.07%	7.23	0	10,186	\$3,938	3,934	21.45%	84,186	45.02
Easton Library	23,938	47.28%	6,571	12.98%	2.81	0	8,987	\$9,000	2,139	39.75%	50,635	21.68
Fort Edward Free Library	24,637	49.29%	9,627	19.26%	2.85	0	7,160	\$6,254	2,306	31.45%	49,984	14.81
Granville/Pember Library & Museum	78,058	35.88%	12,029	5.53%	4.73	0	95,946	\$27,469	4,033	58.59%	217,535	85.54
Greenwich Free Library	89,248	51.48%	14,125	8.15%	2.86	0	32,838	\$24,851	12,297	40.37%	173,359	35.08
Hudson Falls Free Library	62,264	62.79%	14,741	14.86%	0.96	0	10,659	\$6,906	4,599	22.35%	99,169	6.44
Salem/Bancroft Public Library	34,067	64.46%	11,024	20.86%	11.65	0	0	\$3,883	3,876	14.68%	52,850	55.87
Whitehall Free Library	22,422	64.19%	4,731	13.54%	0.96	0	1,921	\$3,908	1,949	22.27%	34,931	7.07
Total Washington County	\$ 412,866	50.55%	\$ 94,051	11.52%	\$ 2.34	\$ 0	\$ 174,965	\$ 96,766	\$ 38,067	37.93%	\$ 816,715	\$ 20.36
Grand Total	\$10,755,472	66.99%	\$1,556,871	9.70%	\$ 5.26	\$ 187,268	\$1,636,628	\$1,462,689	\$455,597	23.31%	\$16,054,525	\$ 54.20



Which of the following SALS Central Library Services do you use?



## Overdrive Checkouts



## 2015 SALS Challenge Grants

*Technology Challenge Grant Recipients:*

- ♦ Town of Ballston Community Library: Digital Literacy for Seniors project
- ♦ Ballston Spa Public Library: Digital Literacy for Seniors project
- ♦ Crandall Public Library: Art & New Technology project
- ♦ Galway Public Library: STEAM Makerspace project
- ♦ Mechanicville District Public Library: Makerspace & Digital Literacy project

*Construction Challenge Grant Recipients:*

- ♦ Town of Ballston Community Library: Safety/Surveillance Cameras addition
- ♦ Bolton Free Library: Accessibility & Entryway improvements
- ♦ Galway Public Library: Accessibility improvements
- ♦ Hadley-Luzerne Public Library: Illuminated Sign & Book Drop Box addition
- ♦ Richards Library: Accessibility improvements
- ♦ Waterford Public Library: Reconfiguration & Repurposing project

## 2015 Wireless Sessions



Hamilton County	
ILT	3584
IND	3344
LGL	3049
LKG	725
RAQ	2209
Total:	12911

Saratoga County	
BAL	1691
BUR	6928
CPH	43827
COR	1929
GAL	1317
MEC	4632
RDL	877
RDL/Malta	2172
SAR	44455
SVL	2736
STI	2450
WAT	1434
Total:	114448

Warren County	
BOL	2360
BRL	1855
CHT	1963
GLE *	921,290
JBG	1413
LKP	1653
LUZ	1904
STO	484
WAR	2133
Total:	935055

Washington County	
ARG	2057
CAM	10371
EAS	453
FTE	466
GRA	4410
GRN	4538
HUD	738
SLM	6349
WHI	1526
Total:	30908



free WiFi

\*Statistics from the Aruba system, based on firewall hits; this counts each time a device connects with Crandall's wireless system

**SALS Designated Funds****Local Library Support Aid**

\$.31 per capita or \$1,500, whichever is greater. In 2015 this grant was cut 10.3022%. Total= \$99,046

*SALS Source:* New York State categorical aid

**County Aid**

County Aid is a SALS pass-through disbursement. It was calculated for 2015 grants as follows:

**Hamilton:** Minimum \$1,150, balance based on circulation. Total \$11,500.

**Saratoga:** Purchased OverDrive – downloadable e-content for Saratoga County Member Libraries. Total \$30,600.

**Warren:** \$16,800 to Crandall, minimum \$1,400, balance based on Polaris annual report circulation. Total \$35,000.

*Source:* Each county. 2015 total for three counties: \$77,100

**Construction 2015**

Crandall Public Library \$5,000, CVW Long Lake Library \$14,925, Galway Public Library \$29,988, Pember Library \$10,875, Saratoga Springs Public Library \$34,627, Town of Inlet Public Library \$29,831, Town of Ballston Community Library \$132,364, Town Of Lake Pleasant Public Library \$131,250, Waterford Public Library \$224,221.

The ranking process and recommendation for funding amounts are determined by law, Education Commissioner's Regulation, and criteria developed by SALS' Board of Trustees as approved by the NYS Education Department.

*Source:* NYS categorical aid Total amount awarded \$411,282. System allocation \$396,655.

**County Youth Grants**

Awards to enhance library services for youth through programming.

*Source:* Saratoga County Youth Bureau. Amount disbursed: \$1,100

**NYS Grants**

Family Literacy '14-'15 \$7,629 and '15-'16 \$6,741. This program provides libraries a grant for programs and materials to support their Summer Reading Programs. Adult Literacy \$4,239. SALS, in conjunction with Washington-Saratoga-Warren-Hamilton-Essex Board of Cooperative Educational Services (WSWHE BOCES) and SALS member libraries, offered the National Workforce Readiness Credential training course to library patrons in the SALS service area.

**NYS Grant-In-Aid 2015 (member item grants) \$165,500 disbursed to:**

Argyle Free Library \$2,500  
 Town of Ballston Community Library \$10,000  
 Ballston Spa Public Library \$10,000  
 Bolton Free Library \$2,500  
 Caldwell-Lake George Library \$2,500  
 Cambridge Public Library \$4,500.00  
 Town of Chester Public \$2,500  
 Clifton Park-Halfmoon Public Library \$14,500  
 Corinth Free Library \$ 10,000  
 Crandall Public Library \$2,500  
 Easton Library \$4,500  
 Fort Edward Free Library \$2,500  
 Galway Public Library \$10,000  
 Greenwich Free Libraray \$2,500  
 Hadley-Luzerne Public Library \$4,500  
 Horicon Free Library \$2,500  
 Hudson Falls Free Library \$2,500  
 Town of Indian Lake Public Library \$20,000  
 Town of Inlet Public Library \$5,000  
 Town of Johnsbury Public Library \$2,500  
 CVW Long Lake Library \$5,000  
 Town of Lake Pleasant Public Library \$5,000  
 Mechanicville District Public Library \$2,000  
 Pember Library \$2,500  
 Raquette Lake Free Library \$5,000  
 Round Lake Library \$10,000  
 Saratoga Springs Public Library \$2,000  
 Salem-Bancroft Public Library \$2,500  
 Schuylerville Public Library \$2,000  
 Stillwater Free Library \$2,000  
 Stony Creek Free Library \$2,500  
 Warrensburg, The Richards Library \$2,500  
 Waterford Public Library \$2,000  
 Whitehall Free Library \$2,500

**Thank You  
 Senator Farley,  
 Senator Little &  
 Senator Marchione  
 for making this  
 funding possible**

**General Fund & Acquires**

**Balance, December 31, 2014** \$ 2,279,773

**Receipts:**

State Aid	\$ 1,734,723	
Income from Investments	2,336	
County Aid for Member Libraries	77,100	
Reimbursement of Prior Year Expenses - General Fund	6,995	
Libraries	460,530	
Miscellaneous	13,022	2,294,706
		<u>4,574,479</u>

**Disbursements:**

Grants to Member Libraries & Others - LLSA, Collection HQ, Technology and Construction Challenge Grants, Library Automation, Marc records & Other	\$ 476,375	
Joint Automation Fees - Member Libraries	449,830	
Delivery Service	194,644	
County Aid for Member Libraries	46,500	
Central Library Development Aid - Crandall Public Library	101,428	
Books, E-content & Other Library Materials	119,446	
Salaries for Personnel	468,089	
Employee and Retiree Benefits	268,850	
Operation and Maintenance of Building	38,501	
Operation and Maintenance of Vehicles	969	
Equipment Purchased	2,395	
Travel - Staff and Board	24,780	
Other Operating Expenses	33,545	2,225,352
		<u>2,225,352</u>

**Balance, December 31, 2015** \$ 2,349,127

**Reconciliation of Ending Balance:**

N.O.W. Checking Accounts	\$ 68,510
Money Market Savings and Certificates of Deposit	<u>2,280,617</u>
Total Cash and Investments	<u><u>\$ 2,349,127</u></u>

**Trust and Agency Fund**

**Balance, December 31, 2014** \$ 5,616

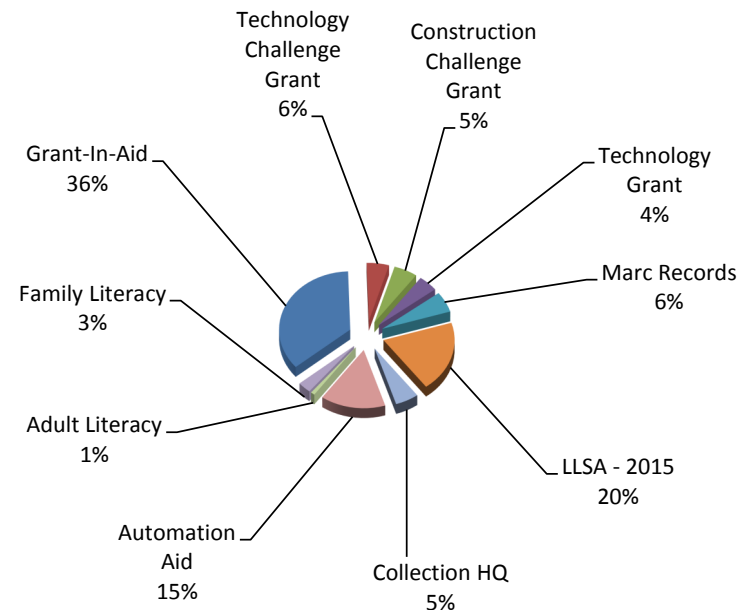
Receipts: Transfers from General Fund	1,129,107
	<u>1,134,723</u>
Less: Disbursements	1,129,248
<b>Balance, December 31, 2015</b>	<u><u>\$ 5,475</u></u>

**Capital Fund**

**Balance, December 31, 2014** \$ 173,314

**Balance, December 31, 2015** \$ 173,314

### Distribution of \$464,640 in subsidies to member libraries



**Central Library Report for 2015, Our 57<sup>th</sup> Year as Central Library**  
**Getting to Know You: The Vitality of Ancestry Library Edition for Genealogical Research**

Jan 2015 to Dec 2015				
Usage: Southern Adirondack Library System				
Searches	Database	Citation/ Image	Text	Total
72938	Ancestry Library Edition all databases Grand Total	12056	22189	34245

As the Central Library for the Southern Adirondack Library System (SALS) it is our pleasure, and responsibility as a receiver of state funds to provide system-wide access to nonfiction materials. One of our most important purchases is Ancestry Library Edition. The database is the world's largest online family history resource where the user can access a vast collection of U.S. and international documents including images of original documents, narratives, oral histories, and, indexes and abstracts to other resources. The product includes 30,000 Ancestry.com record collections and 11 billion records spanning the 1500s–2000s.

Furthermore, the *Central Library Plan of Service for 2012-2016* directs that we will continue to use NYS aid to bolster print and other electronic resources available to all SALS patrons and to continue traditional reference services to SALS member libraries.

- *Interlibrary loan items were borrowed 37,686 times from the Central Library.*
- *The OverDrive platform for downloadable audio and eBooks is funded through Central Book Aid dollars. With this utility SALS cardholders checked out 96,048 eBooks and 42,731 audiobooks in 2015.*
- *1,604 new nonfiction items were made available for circulation to all SALS cardholders via Central Book Aid money.*

On behalf of the Crandall Public Library Board of Trustees and the Crandall Public Library staff, I would like to acknowledge the supportive efforts of Sara Dallas, Director of SALS, and her staff. Likewise, the SALS Board of Trustees and the JA professionals are to be thanked for their dedication and guidance. The 34 member libraries that use the services of the Central Library are also to be recognized for their never ending service to our communities.

Respectfully,  
Kathleen U. Naftaly, Director



**From the Aspen Institute–  
*Rising to the Challenge: Re-Envisioning Public Libraries in Action***

**Library Strategies For Success:**

- ♦ Aligning with Community Goals
- ♦ Providing Access to Content in ALL Formats
- ♦ Ensuring Long-Term Sustainability
- ♦ Cultivating Leadership

**As Library Leaders – We Need To:**

- ♦ Define the scope of the library's programs, services and offerings around community priorities.
- ♦ Engage the community in planning and decision making.
- ♦ Develop partnerships and collaborations.
- ♦ Measure outcomes and impacts to communicate the library's value to the community.

**During 2015, we fulfilled our mission to improve and expand library services through the dedicated work of the Board of Trustees, SALS staff and our Central Library, Crandall Public Library in Glens Falls.**

#### **Administration**

Sara Dallas  
Jill Martz  
Bill Rougier  
Sharon Shyne

#### **Resource Sharing**

Cindy Mirra

#### **Consultants**

Laurie Buckley  
Jennifer Ferriss  
Jill Ryder

#### **Joint Automation Staff**

Mary Hanley  
Michele Largeteau  
David MacFarland  
Christopher Mundell  
Diane Robinson  
Jason Thomson

#### **SALS Board of Trustees**

Frank Mezzano, President  
Jordan Hornstein, Vice President  
Paul K. Mays, Secretary  
Linda Borden  
Christine Connell  
Sandra Debus  
Karen McComb  
Dale Nemer  
Robert Odess  
Sandi Payne  
John Plantier  
Russell Wise

#### **SALS Treasurer**

Robert W. Jeffords



# SALS Member Libraries

## Hamilton County

Town of Indian Lake Public Library	648-5444
Town of Inlet Public Library	(315) 357-6494
Town of Lake Pleasant Public Library	548-4411
Cornelius Vanderbilt Whitney Long Lake Library	624-3825
Raquette Lake Free Library	(315) 354-4005

## Saratoga County

Ballston Spa Public Library	885-5022
Burnt Hills, Town of Ballston Community Library	399-8174
Clifton Park-Halfmoon Public Library	371-8622
Corinth Free Library	654-6913
Galway Public Library	882-6385
Mechanicville District Public Library	664-4646
Round Lake Library	899-2285
Round Lake Library—Malta Branch	682-2495
Saratoga Springs Public Library	584-7860
Schuylerville Public Library	695-6641
Stillwater Free Library	664-6255
Waterford Public Library	237-0891

## Warren County

Bolton Free Library	644-2233
Brant Lake, Horicon Free Public Library	494-4189
Town of Chester Public Library	494-5384
■ Glens Falls, Crandall Public Library	792-6508
Lake George, Caldwell-Lake George Library	668-2528
Luzerne, Hadley-Luzerne Public Library	696-3423
North Creek, Town of Johnsburg Library	251-4343
Stony Creek Free Library	696-5911
Warrensburg, Richards Library	623-3011

## Washington County

Argyle Free Library	638-8911
Cambridge Public Library	677-2443
Easton Library	692-2253
Fort Edward Free Library	747-6743
Granville, Pember Library & Museum	642-2525
Greenwich Free Library	692-7157
Hudson Falls Free Library	747-6406
Salem, Bancroft Public Library	854-7463
Whitehall Free Library	499-1366

■ Central Reference Library